

Bevel

geared motors

5



5 Bevel geared motors

5/2 Orientation

1

5/3 Geared motors up to 55 kW

5/3 Selection and ordering data

2

5/53 Transmission ratios and torques

5/53 Selection and ordering data

3

5/65 Transmission ratios and torques for very low speeds

5/65 Selection and ordering data

4

5/75 Dimensional drawings

5/75 Overview

5

5/77 Bevel geared motors B..19

5/81 Bevel geared motors B..29

5/85 Bevel geared motors B..39

5/89 Bevel geared motors B..49

5/93 Bevel geared motors K..39

5/97 Bevel geared motors K..49

5/101 Bevel geared motors K..69

5/105 Bevel geared motors K..79

5/109 Bevel geared motors K..89

5/114 Bevel geared motors K..109

5/119 Bevel geared motors K..129

5/124 Bevel geared motors K..149

5/129 Bevel geared motors K..169

5/134 Bevel geared motors K..189

5/138 Bevel tandem geared motors

5/140 ShaftMount assembly system

Protective covers

5/141 Protective covers for hollow shaft

5/142 Protective covers for hollow shaft with shrink disk

5/142 Protective covers for hollow shaft with ShaftMount assembly system

5/143 Inner contour of the flange-mounted design

6

7

8

9

10

11

12

13

14

Bevel geared motors

Bevel geared motors 2-stage



Fig. 5-1 Bevel geared motor B

Designs	Mounting	Frame sizes	Maximum output torque T_{2N} Nm	Transmission ratio i –	Maximum motor power ¹⁾ P_1 kW	Supported motors
<ul style="list-style-type: none"> _ Foot-mounted design _ Flange-mounted design with or without VLplus reinforced bearing systems _ Design with integrated housing flange _ Shaft-mounted design 	<ul style="list-style-type: none"> _ Hollow shaft design with feather key _ Hollow shaft design with shrink disk _ Hollow shaft design with ShaftMount assembly system _ Solid shaft design with and without feather key 	B19 ... B49	50... 450	3,5 ... 59	7,5	<ul style="list-style-type: none"> _ Permanent magnet motor _ Converter World Motor _ Induction motors _ Synchronous reluctance motors _ VSD10 line motors _ Explosion-protected motors

Bevel geared motors 3-stage

Bevel tandem geared motors 5- or 6-stage for especially low output speeds



Fig. 5-2 Bevel geared motor K

Designs	Mounting	Frame sizes	Maximum output torque T_{2N} Nm	Transmission ratio i –	Maximum motor power ¹⁾ P_1 kW	Supported motors
<ul style="list-style-type: none"> _ Foot-mounted design _ Flange-mounted design with or without VLplus reinforced bearing systems _ Design with integrated housing flange _ Shaft-mounted design _ Tandem geared motor 	<ul style="list-style-type: none"> _ Hollow shaft design with feather key _ Hollow shaft design with splined shaft _ Hollow shaft design with shrink disk _ Hollow shaft design with ShaftMount assembly system _ Solid shaft design with and without feather key 	K39 ... K189	150 ... 19500	5.17 ... 244	55	<ul style="list-style-type: none"> _ Permanent magnet motor _ Converter World Motor _ Induction motors _ Synchronous reluctance motors _ VSD10 line motors _ Explosion-protected motors
		K39-Z19 ... K189-D69	220 ... 19500	170 ... 14900	7.5	<ul style="list-style-type: none"> _ VSD10 line motors _ Explosion-protected motors

¹⁾ With 4-pole motor up to 55 kW for a 50 Hz line frequency in integral type of construction. An adapter must be mounted for a motor power > 55 kW.

Selection and ordering data

P_N	n_2	T_2	i	F_{R2}	f_B	m	Article No.	Additional identification code -Z with order code
kW	rpm	Nm	-	N	-	kg	(Article No. supplement, see below)	No. of poles
0,09	K.39-LE63MEB6							
	5.7	151	157.32	6330	1.5	15	2KJ3504- ■ BD21- ■ ■ J2 -Z	P01
	6.4	134	139.54	6400	1.6	15	2KJ3504- ■ BD21- ■ ■ H2 -Z	P01
	7.4	116	121.07	6460	1.9	15	2KJ3504- ■ BD21- ■ ■ G2 -Z	P01
	8.1	106	110.06	6500	2.1	15	2KJ3504- ■ BD21- ■ ■ F2 -Z	P01
	B.29-LE63MEB6							
	19	45	46.85	4200	2.4	9	2KJ3501- ■ BD21- ■ ■ B2 -Z	P01
	22	40	41.56	4200	2.8	9	2KJ3501- ■ BD21- ■ ■ A2 -Z	P01
	25	35	36.06	4200	3.2	9	2KJ3501- ■ BD21- ■ ■ X1 -Z	P01
	27	32	32.78	4200	3.5	9	2KJ3501- ■ BD21- ■ ■ W1 -Z	P01
	B.29-LE63MCA4							
	30	29	46.85	4200	3.9	9	2KJ3501- ■ BB21- ■ ■ B2 -Z	-
	34	25	41.56	4200	4.3	9	2KJ3501- ■ BB21- ■ ■ A2 -Z	-
	39	22	36.06	4200	5	9	2KJ3501- ■ BB21- ■ ■ X1 -Z	-
	43	20	32.78	4200	5.5	9	2KJ3501- ■ BB21- ■ ■ W1 -Z	-
	50	17	28.11	4200	6.4	9	2KJ3501- ■ BB21- ■ ■ V1 -Z	-
	55	16	25.56	4200	7.1	9	2KJ3501- ■ BB21- ■ ■ U1 -Z	-
	63	14	22.41	4200	8.1	9	2KJ3501- ■ BB21- ■ ■ T1 -Z	-
	70	12	20.00	4200	9	9	2KJ3501- ■ BB21- ■ ■ S1 -Z	-
	79	11	17.82	4200	10	9	2KJ3501- ■ BB21- ■ ■ R1 -Z	-
	86	10	16.45	4200	11	9	2KJ3501- ■ BB21- ■ ■ Q1 -Z	-
	98	8.8	14.40	4200	12	9	2KJ3501- ■ BB21- ■ ■ P1 -Z	-
	112	7.7	12.63	4200	14	9	2KJ3501- ■ BB21- ■ ■ N1 -Z	-
	B.19-LE63MEB6							
21	40	42.10	1910	1.2	8	2KJ3500- ■ BD21- ■ ■ A2 -Z	P01	
24	36	37.28	1910	1.4	8	2KJ3500- ■ BD21- ■ ■ X1 -Z	P01	
28	31	32.39	1910	1.6	8	2KJ3500- ■ BD21- ■ ■ W1 -Z	P01	
30	28	29.44	1910	1.8	8	2KJ3500- ■ BD21- ■ ■ V1 -Z	P01	
B.19-LE63MCA4								
33	26	42.10	1910	1.9	8	2KJ3500- ■ BB21- ■ ■ A2 -Z	-	
38	23	37.28	1910	2.2	8	2KJ3500- ■ BB21- ■ ■ X1 -Z	-	
44	20	32.39	1910	2.5	8	2KJ3500- ■ BB21- ■ ■ W1 -Z	-	
48	18	29.44	1910	2.8	8	2KJ3500- ■ BB21- ■ ■ V1 -Z	-	
56	15	25.06	1910	3.3	8	2KJ3500- ■ BB21- ■ ■ U1 -Z	-	
62	14	22.78	1910	3.6	8	2KJ3500- ■ BB21- ■ ■ T1 -Z	-	
71	12	19.86	1910	4.1	8	2KJ3500- ■ BB21- ■ ■ S1 -Z	-	
79	11	17.78	1910	4.6	8	2KJ3500- ■ BB21- ■ ■ R1 -Z	-	
89	9.6	15.79	1910	5.2	8	2KJ3500- ■ BB21- ■ ■ Q1 -Z	-	
97	8.9	14.57	1910	5.6	8	2KJ3500- ■ BB21- ■ ■ P1 -Z	-	
111	7.7	12.66	1910	6.5	8	2KJ3500- ■ BB21- ■ ■ N1 -Z	-	
128	6.7	11.00	1910	7.5	8	2KJ3500- ■ BB21- ■ ■ M1 -Z	-	
142	6.1	9.93	1910	8.3	8	2KJ3500- ■ BB21- ■ ■ L1 -Z	-	
151	5.7	9.35	1910	8.8	8	2KJ3500- ■ BB21- ■ ■ K1 -Z	-	
173	5	8.15	1910	9.5	8	2KJ3500- ■ BB21- ■ ■ J1 -Z	-	
179	4.8	7.87	1910	7.9	8	2KJ3500- ■ BB21- ■ ■ H1 -Z	-	
202	4.3	6.99	1910	8.9	8	2KJ3500- ■ BB21- ■ ■ G1 -Z	-	
219	3.9	6.45	1910	9.9	8	2KJ3500- ■ BB21- ■ ■ F1 -Z	-	
251	3.4	5.61	1910	11	8	2KJ3500- ■ BB21- ■ ■ E1 -Z	-	
290	3	4.87	1910	12	8	2KJ3500- ■ BB21- ■ ■ D1 -Z	-	
320	2.7	4.40	1910	13	8	2KJ3500- ■ BB21- ■ ■ C1 -Z	-	
341	2.5	4.14	1910	13	8	2KJ3500- ■ BB21- ■ ■ B1 -Z	-	
391	2.2	3.61	1910	14	8	2KJ3500- ■ BB21- ■ ■ A1 -Z	-	
0,12	K.39-LE63ZMH4P							
	8.8	130	157.32	6410	1.7	17	2KJ3504- ■ BD23- ■ ■ J2 -Z	-
	10	115	139.54	6470	1.9	17	2KJ3504- ■ BD23- ■ ■ H2 -Z	-
	11	100	121.07	6520	2.2	17	2KJ3504- ■ BD23- ■ ■ G2 -Z	-
	B.29-LE63ZMH4P							
	30	39	46.85	4200	2.8	11	2KJ3501- ■ BD23- ■ ■ B2 -Z	-
	33	34	41.56	4200	3.2	11	2KJ3501- ■ BD23- ■ ■ A2 -Z	-
	39	30	36.06	4200	3.7	11	2KJ3501- ■ BD23- ■ ■ X1 -Z	-
	42	27	32.78	4200	4.1	11	2KJ3501- ■ BD23- ■ ■ W1 -Z	-

Article No. supplement

Shaft design	1 or 9	see page 10/51
Frequency and voltage	2 or 9	see page 11/2
Gearbox mounting type	A, F, H, C or D	see page 10/42

Geared motors up to 55 kW

Bevel geared motors

Selection and ordering data

P_N	n_2	T_2	i	F_{R2}	f_B	m	Article No.	Additional identification code -Z with order code
kW	rpm	Nm	-	N	-	kg	(Article No. supplement, see below)	No. of poles
0,12	B.29-LE63ZMH4P							
49	23	28.11	4200	4.7	11	2KJ3501-	BD23-	V1 -Z -
54	21	25.56	4200	5.2	11	2KJ3501-	BD23-	U1 -Z -
62	18	22.41	4200	6	11	2KJ3501-	BD23-	T1 -Z -
70	16	20.00	4200	6.7	11	2KJ3501-	BD23-	S1 -Z -
78	15	17.82	4200	7.5	11	2KJ3501-	BD23-	R1 -Z -
84	14	16.45	4200	8.1	11	2KJ3501-	BD23-	Q1 -Z -
97	12	14.40	4200	9.3	11	2KJ3501-	BD23-	P1 -Z -
110	10	12.63	4200	11	11	2KJ3501-	BD23-	N1 -Z -
121	9.4	11.46	4200	12	11	2KJ3501-	BD23-	M1 -Z -
129	8.9	10.78	4200	12	11	2KJ3501-	BD23-	L1 -Z -
146	7.8	9.51	4200	14	11	2KJ3501-	BD23-	K1 -Z -
177	6.5	7.84	4110	12	11	2KJ3501-	BD23-	H1 -Z -
188	6.1	7.38	4030	12	11	2KJ3501-	BD23-	G1 -Z -
214	5.4	6.51	3870	14	11	2KJ3501-	BD23-	F1 -Z -
	B.19-LE63ZMH4P							
33	35	42.10	1910	1.4	10	2KJ3500-	BD23-	A2 -Z -
37	31	37.28	1910	1.6	10	2KJ3500-	BD23-	X1 -Z -
43	27	32.39	1910	1.9	10	2KJ3500-	BD23-	W1 -Z -
47	24	29.44	1910	2.1	10	2KJ3500-	BD23-	V1 -Z -
55	21	25.06	1910	2.4	10	2KJ3500-	BD23-	U1 -Z -
61	19	22.78	1910	2.7	10	2KJ3500-	BD23-	T1 -Z -
70	16	19.86	1910	3.1	10	2KJ3500-	BD23-	S1 -Z -
78	15	17.78	1910	3.4	10	2KJ3500-	BD23-	R1 -Z -
88	13	15.79	1910	3.8	10	2KJ3500-	BD23-	Q1 -Z -
95	12	14.57	1910	4.2	10	2KJ3500-	BD23-	P1 -Z -
110	10	12.66	1910	4.8	10	2KJ3500-	BD23-	N1 -Z -
126	9.1	11.00	1910	5.5	10	2KJ3500-	BD23-	M1 -Z -
140	8.2	9.93	1910	6.1	10	2KJ3500-	BD23-	L1 -Z -
149	7.7	9.35	1910	6.5	10	2KJ3500-	BD23-	K1 -Z -
171	6.7	8.15	1910	7	10	2KJ3500-	BD23-	J1 -Z -
177	6.5	7.87	1910	5.9	10	2KJ3500-	BD23-	H1 -Z -
199	5.8	6.99	1910	6.6	10	2KJ3500-	BD23-	G1 -Z -
216	5.3	6.45	1910	7.3	10	2KJ3500-	BD23-	F1 -Z -
248	4.6	5.61	1910	8	10	2KJ3500-	BD23-	E1 -Z -
285	4	4.87	1910	8.7	10	2KJ3500-	BD23-	D1 -Z -
316	3.6	4.40	1910	9.4	10	2KJ3500-	BD23-	C1 -Z -
336	3.4	4.14	1910	9.7	10	2KJ3500-	BD23-	B1 -Z -
385	3	3.61	1910	10	10	2KJ3500-	BD23-	A1 -Z -
0,18	K.79-LE71ZMK6P							
3.6	480	244.25	14400	1.7	36	2KJ3508-	CC23-	J2 -Z P01
3.9	435	222.05	14400	1.9	36	2KJ3508-	CC23-	H2 -Z P01
	K.69-LE71ZMK6P							
4.5	385	196.59	11300	1.6	31	2KJ3507-	CC23-	H2 -Z P01
4.9	350	178.72	11400	1.7	31	2KJ3507-	CC23-	G2 -Z P01
5.8	295	152.00	11500	2	31	2KJ3507-	CC23-	F2 -Z P01
	K.49-LE71ZMK6P							
4.4	390	200.25	8060	1.1	24	2KJ3505-	CC23-	J2 -Z P01
4.9	350	178.06	8370	1.2	24	2KJ3505-	CC23-	H2 -Z P01
5.6	305	156.34	8540	1.4	24	2KJ3505-	CC23-	G2 -Z P01
6.2	275	142.13	8630	1.5	24	2KJ3505-	CC23-	F2 -Z P01
	K.49-LE63ZMK4P							
6.9	245	200.25	8720	1.7	24	2KJ3505-	BE23-	J2 -Z -
7.8	220	178.06	8790	1.9	24	2KJ3505-	BE23-	H2 -Z -
	K.39-LE71ZMK6P							
6.3	270	139.54	5890	0.8	17	2KJ3504-	CC23-	H2 -Z P01
7.2	235	121.07	6020	0.92	17	2KJ3504-	CC23-	G2 -Z P01
8	215	110.06	6100	1	17	2KJ3504-	CC23-	F2 -Z P01
	K.39-LE63ZMK4P							
8.8	195	157.32	6170	1.1	17	2KJ3504-	BE23-	J2 -Z -
9.9	173	139.54	6250	1.3	17	2KJ3504-	BE23-	H2 -Z -

Article No. supplement

Shaft design	1 or 9	see page 10/51
Frequency and voltage	2 or 9	see page 11/2
Gearbox mounting type	A, F, H, C or D	see page 10/42

Selection and ordering data

P_N	n_2	T_2	i	F_{R2}	f_B	m	Article No.	Additional identification code -Z with order code
kW	rpm	Nm	-	N	-	kg	(Article No. supplement, see below)	No. of poles
0,18	K.39-LE63ZMK4P							
	11	150	121.07	6340	1.5	17	2KJ3504- BE23- G2	-Z -
	13	137	110.06	6390	1.6	17	2KJ3504- BE23- F2	-Z -
	15	117	94.39	6460	1.9	17	2KJ3504- BE23- E2	-Z -
	16	107	85.81	6500	2.1	17	2KJ3504- BE23- D2	-Z -
	B.39-LE71ZMK6P							
	16	111	56.36	6980	2.3	16	2KJ3502- CC23- A2	-Z P01
	17	98	50.11	6980	2.1	16	2KJ3502- CC23- X1	-Z P01
	B.29-LE71ZMK6P							
	19	91	46.85	4200	1.2	11	2KJ3501- CC23- B2	-Z P01
	21	81	41.56	4200	1.3	11	2KJ3501- CC23- A2	-Z P01
	24	70	36.06	4200	1.6	11	2KJ3501- CC23- X1	-Z P01
	27	64	32.78	4200	1.7	11	2KJ3501- CC23- W1	-Z P01
	B.29-LE63ZMK4P							
	30	58	46.85	4200	1.9	11	2KJ3501- BE23- B2	-Z -
	33	52	41.56	4200	2.1	11	2KJ3501- BE23- A2	-Z -
	38	45	36.06	4200	2.5	11	2KJ3501- BE23- X1	-Z -
	42	41	32.78	4200	2.7	11	2KJ3501- BE23- W1	-Z -
	49	35	28.11	4200	3.2	11	2KJ3501- BE23- V1	-Z -
	54	32	25.56	4200	3.5	11	2KJ3501- BE23- U1	-Z -
	62	28	22.41	4200	4	11	2KJ3501- BE23- T1	-Z -
	69	25	20.00	4200	4.4	11	2KJ3501- BE23- S1	-Z -
	78	22	17.82	4200	5	11	2KJ3501- BE23- R1	-Z -
	84	20	16.45	4200	5.4	11	2KJ3501- BE23- Q1	-Z -
	96	18	14.40	4200	6.2	11	2KJ3501- BE23- P1	-Z -
	110	16	12.63	4200	7	11	2KJ3501- BE23- N1	-Z -
	121	14	11.46	4200	7.7	11	2KJ3501- BE23- M1	-Z -
	128	13	10.78	4200	8.2	11	2KJ3501- BE23- L1	-Z -
	146	12	9.51	4200	9.3	11	2KJ3501- BE23- K1	-Z -
	168	10	8.25	4160	11	11	2KJ3501- BE23- J1	-Z -
	177	9.7	7.84	4080	7.7	11	2KJ3501- BE23- H1	-Z -
	188	9.2	7.38	4000	8.2	11	2KJ3501- BE23- G1	-Z -
	213	8.1	6.51	3840	9.3	11	2KJ3501- BE23- F1	-Z -
	245	7	5.65	3670	11	11	2KJ3501- BE23- E1	-Z -
	273	6.3	5.07	3560	12	11	2KJ3501- BE23- D1	-Z -
	290	5.9	4.78	3490	12	11	2KJ3501- BE23- C1	-Z -
	329	5.2	4.21	3350	14	11	2KJ3501- BE23- B1	-Z -
	B.19-LE71ZMK6P							
	30	58	29.44	1910	0.86	10	2KJ3500- CC23- V1	-Z P01
	B.19-LE63ZMK4P							
	33	52	42.10	1910	0.96	10	2KJ3500- BE23- A2	-Z -
	37	46	37.28	1910	1.1	10	2KJ3500- BE23- X1	-Z -
	43	40	32.39	1910	1.2	10	2KJ3500- BE23- W1	-Z -
	47	36	29.44	1910	1.4	10	2KJ3500- BE23- V1	-Z -
	55	31	25.06	1910	1.6	10	2KJ3500- BE23- U1	-Z -
	61	28	22.78	1910	1.8	10	2KJ3500- BE23- T1	-Z -
	70	25	19.86	1910	2	10	2KJ3500- BE23- S1	-Z -
	78	22	17.78	1910	2.3	10	2KJ3500- BE23- R1	-Z -
	88	20	15.79	1910	2.6	10	2KJ3500- BE23- Q1	-Z -
	95	18	14.57	1910	2.8	10	2KJ3500- BE23- P1	-Z -
	109	16	12.66	1910	3.2	10	2KJ3500- BE23- N1	-Z -
	126	14	11.00	1910	3.7	10	2KJ3500- BE23- M1	-Z -
	139	12	9.93	1910	4.1	10	2KJ3500- BE23- L1	-Z -
	148	12	9.35	1910	4.3	10	2KJ3500- BE23- K1	-Z -
	170	10	8.15	1910	4.6	10	2KJ3500- BE23- J1	-Z -
	176	9.8	7.87	1910	3.9	10	2KJ3500- BE23- H1	-Z -
	198	8.7	6.99	1910	4.4	10	2KJ3500- BE23- G1	-Z -
	215	8	6.45	1910	4.9	10	2KJ3500- BE23- F1	-Z -
	247	7	5.61	1910	5.3	10	2KJ3500- BE23- E1	-Z -
	284	6	4.87	1910	5.8	10	2KJ3500- BE23- D1	-Z -
	315	5.5	4.40	1910	6.2	10	2KJ3500- BE23- C1	-Z -

Article No. supplement

Shaft design	1 or 9	see page 10/51
Frequency and voltage	2 or 9	see page 11/2
Gearbox mounting type	A, F, H, C or D	see page 10/42

Geared motors up to 55 kW

Bevel geared motors**Selection and ordering data**

P_N	n_2	T_2	i	F_{R2}	f_B	m	Article No.	Additional identification code -Z with order code
kW	rpm	Nm	-	N	-	kg	(Article No. supplement, see below)	No. of poles
0,18	B.19-LE63ZMK4P							
	335	5.1	4.14	1910	6.4	10	2KJ3500- BE23- B1 -Z -	
	384	4.5	3.61	1910	6.9	10	2KJ3500- BE23- A1 -Z -	
0,25	K.79-LE71YMS6P							
	3.6	670	244.25	14200	1.2	38	2KJ3508- CE23- J2 -Z P01	
	3.9	605	222.05	14400	1.3	38	2KJ3508- CE23- H2 -Z P01	
	4.6	515	188.85	14400	1.6	38	2KJ3508- CE23- G2 -Z P01	
	5.1	470	171.69	14400	1.7	38	2KJ3508- CE23- F2 -Z P01	
	K.79-LE71ZMK4P							
	5.7	415	244.25	14400	2	36	2KJ3508- CC23- J2 -Z -	
	K.69-LE71YMS6P							
	4.4	535	196.59	11000	1.1	33	2KJ3507- CE23- H2 -Z P01	
	4.9	490	178.72	11100	1.2	33	2KJ3507- CE23- G2 -Z P01	
	5.7	415	152.00	11200	1.4	33	2KJ3507- CE23- F2 -Z P01	
	6.3	375	138.18	11300	1.6	33	2KJ3507- CE23- E2 -Z P01	
	K.69-LE71ZMK4P							
	7.1	335	196.59	11400	1.8	31	2KJ3507- CC23- H2 -Z -	
	7.8	305	178.72	11500	2	31	2KJ3507- CC23- G2 -Z -	
	K.49-LE71YMS6P							
	4.9	485	178.06	7310	0.86	26	2KJ3505- CE23- H2 -Z P01	
	5.6	425	156.34	7780	0.98	26	2KJ3505- CE23- G2 -Z P01	
	6.1	390	142.13	8060	1.1	26	2KJ3505- CE23- F2 -Z P01	
	K.49-LE71ZMK4P							
	7	340	200.25	8440	1.2	24	2KJ3505- CC23- J2 -Z -	
	7.8	305	178.06	8540	1.4	24	2KJ3505- CC23- H2 -Z -	
	8.9	265	156.34	8660	1.6	24	2KJ3505- CC23- G2 -Z -	
	9.8	240	142.13	8730	1.7	24	2KJ3505- CC23- F2 -Z -	
	11	205	121.60	8830	2	24	2KJ3505- CC23- E2 -Z -	
	13	189	110.55	8880	2.2	24	2KJ3505- CC23- D2 -Z -	
	K.39-LE71ZMK4P							
	8.9	265	157.32	5910	0.82	17	2KJ3504- CC23- J2 -Z -	
	10	235	139.54	6020	0.92	17	2KJ3504- CC23- H2 -Z -	
	12	205	121.07	6130	1.1	17	2KJ3504- CC23- G2 -Z -	
	13	188	110.06	6200	1.2	17	2KJ3504- CC23- F2 -Z -	
	15	162	94.39	6290	1.4	17	2KJ3504- CC23- E2 -Z -	
	16	147	85.81	6350	1.5	17	2KJ3504- CC23- D2 -Z -	
	19	129	75.24	6420	1.7	17	2KJ3504- CC23- C2 -Z -	
	21	115	67.16	6470	1.9	17	2KJ3504- CC23- B2 -Z -	
	23	102	59.85	6520	2.1	17	2KJ3504- CC23- A2 -Z -	
	25	95	55.25	6530	2.3	17	2KJ3504- CC23- X1 -Z -	
	B.39-LE71YMS6P							
	15	155	56.36	6980	1.6	18	2KJ3502- CE23- A2 -Z P01	
	17	138	50.11	6980	1.5	18	2KJ3502- CE23- X1 -Z P01	
	20	121	44.00	6980	2.1	18	2KJ3502- CE23- W1 -Z P01	
	22	110	40.00	6980	2.1	18	2KJ3502- CE23- V1 -Z P01	
	B.39-LE71ZMK4P							
	28	86	50.11	6980	2.4	16	2KJ3502- CC23- X1 -Z -	
	B.29-LE71YMS6P							
	19	129	46.85	4040	0.86	13	2KJ3501- CE23- B2 -Z P01	
	21	114	41.56	4110	0.96	13	2KJ3501- CE23- A2 -Z P01	
	24	99	36.06	4190	1.1	13	2KJ3501- CE23- X1 -Z P01	
	27	90	32.78	4200	1.2	13	2KJ3501- CE23- W1 -Z P01	
	B.29-LE71ZMK4P							
	30	80	46.85	4200	1.4	11	2KJ3501- CC23- B2 -Z -	
	34	71	41.56	4200	1.5	11	2KJ3501- CC23- A2 -Z -	
	39	62	36.06	4200	1.8	11	2KJ3501- CC23- X1 -Z -	
	43	56	32.78	4200	2	11	2KJ3501- CC23- W1 -Z -	
	50	48	28.11	4200	2.3	11	2KJ3501- CC23- V1 -Z -	
	55	44	25.56	4200	2.5	11	2KJ3501- CC23- U1 -Z -	
	62	38	22.41	4200	2.9	11	2KJ3501- CC23- T1 -Z -	
	70	34	20.00	4200	3.2	11	2KJ3501- CC23- S1 -Z -	

Article No. supplement

Shaft design	1 or 9	see page 10/51
Frequency and voltage	2 or 9	see page 11/2
Gearbox mounting type	A, F, H, C or D	see page 10/42

Selection and ordering data

P_N	n_2	T_2	i	F_{R2}	f_B	m	Article No.	Additional identification code -Z with order code	
kW	rpm	Nm	-	N	-	kg	(Article No. supplement, see below)	No. of poles	
0,25	B.29-LE71ZMK4P								
	78	30	17.82	4200	3.6	11	2KJ3501- CC23- R1	-Z -	
	85	28	16.45	4200	3.9	11	2KJ3501- CC23- Q1	-Z -	
	97	25	14.40	4200	4.5	11	2KJ3501- CC23- P1	-Z -	
	110	22	12.63	4200	5.1	11	2KJ3501- CC23- N1	-Z -	
	122	20	11.46	4200	5.6	11	2KJ3501- CC23- M1	-Z -	
	129	18	10.78	4200	6	11	2KJ3501- CC23- L1	-Z -	
	147	16	9.51	4200	6.8	11	2KJ3501- CC23- K1	-Z -	
	169	14	8.25	4110	7.8	11	2KJ3501- CC23- J1	-Z -	
	178	13	7.84	4040	5.6	11	2KJ3501- CC23- H1	-Z -	
	189	13	7.38	3950	5.9	11	2KJ3501- CC23- G1	-Z -	
	214	11	6.51	3810	6.7	11	2KJ3501- CC23- F1	-Z -	
	247	9.7	5.65	3640	7.8	11	2KJ3501- CC23- E1	-Z -	
	275	8.7	5.07	3530	8.5	11	2KJ3501- CC23- D1	-Z -	
	292	8.2	4.78	3460	9	11	2KJ3501- CC23- C1	-Z -	
	331	7.2	4.21	3320	10	11	2KJ3501- CC23- B1	-Z -	
	382	6.2	3.65	3180	12	11	2KJ3501- CC23- A1	-Z -	
	0,37	B.19-LE71ZMK4P							
		43	55	32.39	1910	0.9	10	2KJ3500- CC23- W1	-Z -
		47	50	29.44	1910	0.99	10	2KJ3500- CC23- V1	-Z -
		56	43	25.06	1910	1.2	10	2KJ3500- CC23- U1	-Z -
		61	39	22.78	1910	1.3	10	2KJ3500- CC23- T1	-Z -
		70	34	19.86	1910	1.5	10	2KJ3500- CC23- S1	-Z -
		78	30	17.78	1910	1.6	10	2KJ3500- CC23- R1	-Z -
		88	27	15.79	1910	1.9	10	2KJ3500- CC23- Q1	-Z -
		96	25	14.57	1910	2	10	2KJ3500- CC23- P1	-Z -
		110	22	12.66	1910	2.3	10	2KJ3500- CC23- N1	-Z -
		127	19	11.00	1910	2.7	10	2KJ3500- CC23- M1	-Z -
		140	17	9.93	1910	2.9	10	2KJ3500- CC23- L1	-Z -
		149	16	9.35	1910	3.1	10	2KJ3500- CC23- K1	-Z -
		171	14	8.15	1910	3.4	10	2KJ3500- CC23- J1	-Z -
		177	14	7.87	1910	2.8	10	2KJ3500- CC23- H1	-Z -
		200	12	6.99	1910	3.2	10	2KJ3500- CC23- G1	-Z -
		216	11	6.45	1910	3.5	10	2KJ3500- CC23- F1	-Z -
		249	9.6	5.61	1910	3.9	10	2KJ3500- CC23- E1	-Z -
		286	8.3	4.87	1910	4.2	10	2KJ3500- CC23- D1	-Z -
		317	7.5	4.40	1910	4.5	10	2KJ3500- CC23- C1	-Z -
		337	7.1	4.14	1910	4.7	10	2KJ3500- CC23- B1	-Z -
386		6.2	3.61	1910	5	10	2KJ3500- CC23- A1	-Z -	
0,37		K.89-LE80MK6P							
		4	885	231.80	18100	1.8	62	2KJ3510- DE23- K2	-Z P01
	4.4	805	210.72	18100	2	62	2KJ3510- DE23- J2	-Z P01	
	K.79-FZ71MAA6TV								
	6.1	575	244.25	14600	1.4	34	2KJ3508- CG25- J2	-Z P01	
	6.8	520	222.05	14600	1.6	34	2KJ3508- CG25- H2	-Z P01	
	7.9	440	188.85	14600	1.8	34	2KJ3508- CG25- G2	-Z P01	
	8.7	400	171.69	14600	2.0	34	2KJ3508- CG25- F2	-Z P01	
	K.79-LE80MK6P								
	3.8	930	244.25	13700	0.88	41	2KJ3508- DE23- J2	-Z P01	
	4.2	845	222.05	13900	0.97	41	2KJ3508- DE23- H2	-Z P01	
	4.9	720	188.85	14100	1.1	41	2KJ3508- DE23- G2	-Z P01	
5.4	655	171.69	14300	1.3	41	2KJ3508- DE23- F2	-Z P01		
K.79-LE71YMS4P									
5.6	625	244.25	14300	1.3	38	2KJ3508- CE23- J2	-Z -		
6.2	565	222.05	14400	1.4	38	2KJ3508- CE23- H2	-Z -		
7.3	480	188.85	14400	1.7	38	2KJ3508- CE23- G2	-Z -		
8	440	171.69	14400	1.9	38	2KJ3508- CE23- F2	-Z -		
9	390	153.18	14400	2.1	38	2KJ3508- CE23- E2	-Z -		
K.69-FZ71MAA6TV									
7.6	460	196.59	12200	1.3	28	2KJ3507- CG25- H2	-Z P01		
8.4	420	178.72	12200	1.4	28	2KJ3507- CG25- G2	-Z P01		

Article No. supplement

Shaft design	1 or 9	see page 10/51
Frequency and voltage	2 or 9	see page 11/2
Gearbox mounting type	A, F, H, C or D	see page 10/42

Geared motors up to 55 kW

Bevel geared motors**Selection and ordering data**

P_N	n_2	T_2	i	F_{R2}	f_B	m	Article No.	Additional identification code -Z with order code
kW	rpm	Nm	-	N	-	kg	(Article No. supplement, see below)	No. of poles
0,37	K.69-FZ71MAA6TV							
	9.9	355	152.00	12200	1.7	28	2KJ3507- CG25- F2 -Z	P01
	10.9	325	138.18	12200	1.8	28	2KJ3507- CG25- E2 -Z	P01
	12.2	290	123.29	12200	2.1	28	2KJ3507- CG25- D2 -Z	P01
	K.69-LE80MK6P							
	4.7	750	196.59	9880	0.8	36	2KJ3507- DE23- H2 -Z	P01
	5.2	680	178.72	10300	0.88	36	2KJ3507- DE23- G2 -Z	P01
	6.1	580	152.00	10900	1	36	2KJ3507- DE23- F2 -Z	P01
	6.7	525	138.18	11000	1.1	36	2KJ3507- DE23- E2 -Z	P01
	K.69-LE71YMS4P							
	7	500	196.59	11000	1.2	33	2KJ3507- CE23- H2 -Z	-
	7.7	455	178.72	11200	1.3	33	2KJ3507- CE23- G2 -Z	-
	9.1	385	152.00	11300	1.5	33	2KJ3507- CE23- F2 -Z	-
	10	350	138.18	11400	1.7	33	2KJ3507- CE23- E2 -Z	-
	11	315	123.29	11500	1.9	33	2KJ3507- CE23- D2 -Z	-
	12	280	110.55	11600	2.1	33	2KJ3507- CE23- C2 -Z	-
	K.49-FZ71MAA6TV							
	7.5	470	200.25	7440	0.89	22	2KJ3505- CG25- J2 -Z	P01
	8.4	415	178.06	7860	1.0	22	2KJ3505- CG25- H2 -Z	P01
	9.6	365	156.34	8260	1.1	22	2KJ3505- CG25- G2 -Z	P01
	10.6	330	142.13	8470	1.3	22	2KJ3505- CG25- F2 -Z	P01
	12.3	285	121.60	8610	1.5	22	2KJ3505- CG25- E2 -Z	P01
	13.6	260	110.55	8680	1.6	22	2KJ3505- CG25- D2 -Z	P01
	15.4	230	97.71	8760	1.8	22	2KJ3505- CG25- C2 -Z	P01
	16.9	205	88.83	8840	2.0	22	2KJ3505- CG25- B2 -Z	P01
	19.3	183	77.81	8650	2.3	22	2KJ3505- CG25- A2 -Z	P01
	K.49-LE71YMS4P							
	6.9	510	200.25	7120	0.82	26	2KJ3505- CE23- J2 -Z	-
	7.8	455	178.06	7550	0.92	26	2KJ3505- CE23- H2 -Z	-
	8.8	400	156.34	7980	1	26	2KJ3505- CE23- G2 -Z	-
	9.7	360	142.13	8290	1.2	26	2KJ3505- CE23- F2 -Z	-
	11	310	121.60	8530	1.3	26	2KJ3505- CE23- E2 -Z	-
	12	280	110.55	8610	1.5	26	2KJ3505- CE23- D2 -Z	-
	14	250	97.71	8700	1.7	26	2KJ3505- CE23- C2 -Z	-
	16	225	88.83	8770	1.8	26	2KJ3505- CE23- B2 -Z	-
	18	199	77.81	8810	2.1	26	2KJ3505- CE23- A2 -Z	-
	19	184	71.82	8650	2.3	26	2KJ3505- CE23- X1 -Z	-
	K.39-FZ71MAA6TV							
	13.6	255	110.06	4960	0.85	16	2KJ3504- CG25- F2 -Z	P01
	15.9	220	94.39	5070	0.99	16	2KJ3504- CG25- E2 -Z	P01
	17.5	200	85.81	5130	1.1	16	2KJ3504- CG25- D2 -Z	P01
	19.9	177	75.24	5200	1.2	16	2KJ3504- CG25- C2 -Z	P01
	22	158	67.16	5260	1.4	16	2KJ3504- CG25- B2 -Z	P01
	25	140	59.85	5320	1.6	16	2KJ3504- CG25- A2 -Z	P01
	27	130	55.25	5350	1.7	16	2KJ3504- CG25- X1 -Z	P01
	31	113	48.37	5400	1.9	16	2KJ3504- CG25- W1 -Z	P01
	35	99	42.41	5440	2.2	16	2KJ3504- CG25- V1 -Z	P01
	39	90	38.48	5470	2.4	16	2KJ3504- CG25- U1 -Z	P01
	41	85	36.21	5490	2.6	16	2KJ3504- CG25- T1 -Z	P01
	K.39-LE71YMS4P							
	15	240	94.39	6000	0.91	18	2KJ3504- CE23- E2 -Z	-
	16	220	85.81	6080	1	18	2KJ3504- CE23- D2 -Z	-
	18	193	75.24	6180	1.1	18	2KJ3504- CE23- C2 -Z	-
	21	172	67.16	6260	1.3	18	2KJ3504- CE23- B2 -Z	-
	23	153	59.85	6330	1.4	18	2KJ3504- CE23- A2 -Z	-
	25	141	55.25	6370	1.6	18	2KJ3504- CE23- X1 -Z	-
	29	124	48.37	6430	1.8	18	2KJ3504- CE23- W1 -Z	-
	33	109	42.41	6490	2	18	2KJ3504- CE23- V1 -Z	-
	36	98	38.48	6530	2.2	18	2KJ3504- CE23- U1 -Z	-
	38	93	36.21	6530	2.4	18	2KJ3504- CE23- T1 -Z	-
	43	82	31.92	6450	2.7	18	2KJ3504- CE23- S1 -Z	-

Article No. supplement

Shaft design	1 or 9	see page 10/51
Frequency and voltage	2 or 9	see page 11/2
Gearbox mounting type	A, F, H, C or D	see page 10/42

Selection and ordering data

P_N	n_2	T_2	i	F_{R2}	f_B	m	Article No.	Additional identification code -Z with order code
kW	rpm	Nm	-	N	-	kg	(Article No. supplement, see below)	No. of poles
0,37	B.49-LE80MK6P							
	16	225	59.28	11500	2	27	2KJ3503- DE23- C2	-Z P01
	17	205	53.89	11500	2.2	27	2KJ3503- DE23- B2	-Z P01
	B.39-FZ71MAA6TV							
	27	132	56.36	6980	1.9	15	2KJ3502- CG25- A2	-Z P01
	30	118	50.11	6980	1.8	15	2KJ3502- CG25- X1	-Z P01
	34	103	44.00	6980	2.4	15	2KJ3502- CG25- W1	-Z P01
	38	94	40.00	6980	2.4	15	2KJ3502- CG25- V1	-Z P01
	B.39-LE80MK6P							
	18	191	50.11	6980	1.1	21	2KJ3502- DE23- X1	-Z P01
	21	168	44.00	6980	1.5	21	2KJ3502- DE23- W1	-Z P01
	23	153	40.00	6980	1.5	21	2KJ3502- DE23- V1	-Z P01
	B.39-LE71YMS4P							
	24	144	56.36	6980	1.7	18	2KJ3502- CE23- A2	-Z -
	28	128	50.11	6980	1.6	18	2KJ3502- CE23- X1	-Z -
	31	113	44.00	6980	2.2	18	2KJ3502- CE23- W1	-Z -
	34	102	40.00	6980	2.2	18	2KJ3502- CE23- V1	-Z -
	B.29-FZ71MAA6TV							
	32	110	46.85	2760	1.0	10	2KJ3501- CG25- B2	-Z P01
	36	97	41.56	2800	1.1	10	2KJ3501- CG25- A2	-Z P01
	42	84	36.06	2850	1.3	10	2KJ3501- CG25- X1	-Z P01
	46	77	32.78	2870	1.4	10	2KJ3501- CG25- W1	-Z P01
	53	66	28.11	2910	1.7	10	2KJ3501- CG25- V1	-Z P01
	59	60	25.56	2930	1.8	10	2KJ3501- CG25- U1	-Z P01
	67	52	22.41	2960	2.1	10	2KJ3501- CG25- T1	-Z P01
	75	47	20.00	2970	2.3	10	2KJ3501- CG25- S1	-Z P01
	84	41	17.82	2990	2.6	10	2KJ3501- CG25- R1	-Z P01
	91	38	16.45	3000	2.8	10	2KJ3501- CG25- Q1	-Z P01
	104	33	14.40	3020	3.2	10	2KJ3501- CG25- P1	-Z P01
	119	29	12.63	3030	3.7	10	2KJ3501- CG25- N1	-Z P01
	131	26	11.46	3040	4.1	10	2KJ3501- CG25- M1	-Z P01
	139	25	10.78	3050	4.3	10	2KJ3501- CG25- L1	-Z P01
	158	22	9.51	3060	4.9	10	2KJ3501- CG25- K1	-Z P01
	182	19	8.25	3070	5.7	10	2KJ3501- CG25- J1	-Z P01
	191	18	7.84	3070	4.1	10	2KJ3501- CG25- H1	-Z P01
	203	17	7.38	3070	4.3	10	2KJ3501- CG25- G1	-Z P01
	230	15	6.51	3080	4.9	10	2KJ3501- CG25- F1	-Z P01
	265	13	5.65	3090	5.6	10	2KJ3501- CG25- E1	-Z P01
	296	11	5.07	3090	6.2	10	2KJ3501- CG25- D1	-Z P01
	314	11	4.78	3090	6.6	10	2KJ3501- CG25- C1	-Z P01
	356	9.9	4.21	2970	7.5	10	2KJ3501- CG25- B1	-Z P01
	411	8.5	3.65	2840	8.5	10	2KJ3501- CG25- A1	-Z P01
	B.29-LE80MK6P							
	26	138	36.06	3990	0.8	16	2KJ3501- DE23- X1	-Z P01
	28	125	32.78	4060	0.88	16	2KJ3501- DE23- W1	-Z P01
	B.29-LE71YMS4P							
	29	120	46.85	4080	0.92	13	2KJ3501- CE23- B2	-Z -
	33	106	41.56	4160	1	13	2KJ3501- CE23- A2	-Z -
	38	92	36.06	4200	1.2	13	2KJ3501- CE23- X1	-Z -
	42	84	32.78	4200	1.3	13	2KJ3501- CE23- W1	-Z -
	49	72	28.11	4200	1.5	13	2KJ3501- CE23- V1	-Z -
	54	65	25.56	4200	1.7	13	2KJ3501- CE23- U1	-Z -
	62	57	22.41	4200	1.9	13	2KJ3501- CE23- T1	-Z -
	69	51	20.00	4200	2.1	13	2KJ3501- CE23- S1	-Z -
	77	46	17.82	4200	2.4	13	2KJ3501- CE23- R1	-Z -
	84	42	16.45	4200	2.6	13	2KJ3501- CE23- Q1	-Z -
	96	37	14.40	4200	3	13	2KJ3501- CE23- P1	-Z -
	109	32	12.63	4200	3.4	13	2KJ3501- CE23- N1	-Z -
	120	29	11.46	4200	3.7	13	2KJ3501- CE23- M1	-Z -
	128	28	10.78	4200	4	13	2KJ3501- CE23- L1	-Z -
	145	24	9.51	4200	4.5	13	2KJ3501- CE23- K1	-Z -

Article No. supplement

Shaft design	1 or 9	see page 10/51
Frequency and voltage	2 or 9	see page 11/2
Gearbox mounting type	A, F, H, C or D	see page 10/42

Geared motors up to 55 kW

Bevel geared motors**Selection and ordering data**

P_N	n_2	T_2	i	F_{R2}	f_B	m	Article No.	Additional identification code -Z with order code
kW	rpm	Nm	-	N	-	kg	(Article No. supplement, see below)	No. of poles
0,37	B.29-LE71YMS4P							
	167	21	8.25	4060	5.2	13	2KJ3501- CE23- J1	-Z -
	176	20	7.84	3980	3.7	13	2KJ3501- CE23- H1	-Z -
	187	19	7.38	3910	4	13	2KJ3501- CE23- G1	-Z -
	212	17	6.51	3760	4.5	13	2KJ3501- CE23- F1	-Z -
	244	14	5.65	3610	5.2	13	2KJ3501- CE23- E1	-Z -
	272	13	5.07	3500	5.7	13	2KJ3501- CE23- D1	-Z -
	289	12	4.78	3440	6	13	2KJ3501- CE23- C1	-Z -
	328	11	4.21	3300	6.9	13	2KJ3501- CE23- B1	-Z -
	378	9.3	3.65	3160	7.8	13	2KJ3501- CE23- A1	-Z -
	B.19-FZ71MAA6TV							
	60	59	25.06	1550	0.85	9	2KJ3500- CG25- U1	-Z P01
	66	53	22.78	1550	0.93	9	2KJ3500- CG25- T1	-Z P01
	76	46	19.86	1550	1.1	9	2KJ3500- CG25- S1	-Z P01
	84	41	17.78	1550	1.2	9	2KJ3500- CG25- R1	-Z P01
	95	37	15.79	1550	1.3	9	2KJ3500- CG25- Q1	-Z P01
	103	34	14.57	1550	1.5	9	2KJ3500- CG25- P1	-Z P01
	118	29	12.66	1550	1.7	9	2KJ3500- CG25- N1	-Z P01
	136	25	11.00	1550	1.9	9	2KJ3500- CG25- M1	-Z P01
	151	23	9.93	1550	2.1	9	2KJ3500- CG25- L1	-Z P01
	160	22	9.35	1550	2.3	9	2KJ3500- CG25- K1	-Z P01
	184	19	8.15	1550	2.4	9	2KJ3500- CG25- J1	-Z P01
	191	18	7.87	1550	2.0	9	2KJ3500- CG25- H1	-Z P01
	215	16	6.99	1550	2.3	9	2KJ3500- CG25- G1	-Z P01
	233	15	6.45	1550	2.6	9	2KJ3500- CG25- F1	-Z P01
	267	13	5.61	1550	2.8	9	2KJ3500- CG25- E1	-Z P01
	308	11	4.87	1550	3.1	9	2KJ3500- CG25- D1	-Z P01
	341	10	4.40	1550	3.3	9	2KJ3500- CG25- C1	-Z P01
	362	9.7	4.14	1550	3.4	9	2KJ3500- CG25- B1	-Z P01
	416	8.5	3.61	1550	3.6	9	2KJ3500- CG25- A1	-Z P01
	B.19-LE71YMS4P							
	61	58	22.78	1910	0.86	11	2KJ3500- CE23- T1	-Z -
	69	51	19.86	1910	0.98	11	2KJ3500- CE23- S1	-Z -
	78	46	17.78	1910	1.1	11	2KJ3500- CE23- R1	-Z -
	87	40	15.79	1910	1.2	11	2KJ3500- CE23- Q1	-Z -
	95	37	14.57	1910	1.3	11	2KJ3500- CE23- P1	-Z -
	109	32	12.66	1910	1.5	11	2KJ3500- CE23- N1	-Z -
	125	28	11.00	1910	1.8	11	2KJ3500- CE23- M1	-Z -
	139	25	9.93	1910	2	11	2KJ3500- CE23- L1	-Z -
	148	24	9.35	1910	2.1	11	2KJ3500- CE23- K1	-Z -
	169	21	8.15	1910	2.3	11	2KJ3500- CE23- J1	-Z -
	175	20	7.87	1910	1.9	11	2KJ3500- CE23- H1	-Z -
	197	18	6.99	1910	2.1	11	2KJ3500- CE23- G1	-Z -
	214	16	6.45	1910	2.4	11	2KJ3500- CE23- F1	-Z -
	246	14	5.61	1910	2.6	11	2KJ3500- CE23- E1	-Z -
	283	12	4.87	1910	2.8	11	2KJ3500- CE23- D1	-Z -
	314	11	4.40	1910	3	11	2KJ3500- CE23- C1	-Z -
	333	11	4.14	1910	3.1	11	2KJ3500- CE23- B1	-Z -
	382	9.2	3.61	1910	3.4	11	2KJ3500- CE23- A1	-Z -
0,55	K.89-FZ71MCA6TV							
	6.5	810	231.80	18300	2.0	55	2KJ3510- CH25- K2	-Z P01
	K.89-LE80ZMQ6P							
	4	1300	231.80	18100	1.2	62	2KJ3510- DF23- K2	-Z P01
	4.4	1180	210.72	18100	1.4	62	2KJ3510- DF23- J2	-Z P01
	4.9	1060	189.01	18100	1.5	62	2KJ3510- DF23- H2	-Z P01
	5.5	955	169.94	18100	1.7	62	2KJ3510- DF23- G2	-Z P01
	K.89-LE80MH4P							
	6.2	845	231.80	18100	1.9	63	2KJ3510- DC23- K2	-Z -
	6.8	765	210.72	18100	2.1	63	2KJ3510- DC23- J2	-Z -
	K.79-FZ71MCA6TV							
	6.1	855	244.25	14600	0.96	35	2KJ3508- CH25- J2	-Z P01

Article No. supplement

Shaft design	1 or 9	see page 10/51
Frequency and voltage	2 or 9	see page 11/2
Gearbox mounting type	A, F, H, C or D	see page 10/42

Selection and ordering data

P_N	n_2	T_2	i	F_{R2}	f_B	m	Article No.	Additional identification code -Z with order code
kW	rpm	Nm	-	N	-	kg	(Article No. supplement, see below)	No. of poles
0,55	K.79-FZ71MCA6TV							
	6.8	775	222.05	14600	1.1	35	2KJ3508- CH25- H2	-Z P01
	7.9	660	188.85	14600	1.2	35	2KJ3508- CH25- G2	-Z P01
	8.7	600	171.69	14600	1.4	35	2KJ3508- CH25- F2	-Z P01
	9.8	535	153.18	14600	1.5	35	2KJ3508- CH25- E2	-Z P01
	10.9	480	137.35	14600	1.7	35	2KJ3508- CH25- D2	-Z P01
	12.1	430	123.80	14600	1.9	35	2KJ3508- CH25- C2	-Z P01
	13.1	400	114.28	14600	2.0	35	2KJ3508- CH25- B2	-Z P01
	14.4	365	104.32	14600	2.2	35	2KJ3508- CH25- A2	-Z P01
	K.79-LE80ZMQ6P							
5.4	960	171.69	13700	0.85	41	2KJ3508- DF23- F2	-Z P01	
K.79-LE80MH4P								
5.9	890	244.25	13800	0.92	42	2KJ3508- DC23- J2	-Z -	
6.5	810	222.05	13900	1	42	2KJ3508- DC23- H2	-Z -	
7.6	685	188.85	14200	1.2	42	2KJ3508- DC23- G2	-Z -	
8.4	625	171.69	14300	1.3	42	2KJ3508- DC23- F2	-Z -	
9.4	555	153.18	14400	1.5	42	2KJ3508- DC23- E2	-Z -	
10	500	137.35	14400	1.6	42	2KJ3508- DC23- D2	-Z -	
12	450	123.80	14400	1.8	42	2KJ3508- DC23- C2	-Z -	
13	415	114.28	14400	2	42	2KJ3508- DC23- B2	-Z -	
14	380	104.32	14400	2.2	42	2KJ3508- DC23- A2	-Z -	
K.69-FZ71MCA6TV								
7.6	685	196.59	10600	0.87	30	2KJ3507- CH25- H2	-Z P01	
8.4	625	178.72	11100	0.96	30	2KJ3507- CH25- G2	-Z P01	
9.9	530	152.00	11800	1.1	30	2KJ3507- CH25- F2	-Z P01	
10.9	480	138.18	12100	1.2	30	2KJ3507- CH25- E2	-Z P01	
12.2	430	123.29	12200	1.4	30	2KJ3507- CH25- D2	-Z P01	
13.6	385	110.55	12200	1.5	30	2KJ3507- CH25- C2	-Z P01	
15.1	345	99.64	12200	1.7	30	2KJ3507- CH25- B2	-Z P01	
16.3	320	91.98	12200	1.9	30	2KJ3507- CH25- A2	-Z P01	
17.9	290	83.96	12200	2.0	30	2KJ3507- CH25- X1	-Z P01	
K.69-LE80MH4P								
7.3	715	196.59	10100	0.84	37	2KJ3507- DC23- H2	-Z -	
8.1	650	178.72	10500	0.92	37	2KJ3507- DC23- G2	-Z -	
9.5	550	152.00	10900	1.1	37	2KJ3507- DC23- F2	-Z -	
10	500	138.18	11000	1.2	37	2KJ3507- DC23- E2	-Z -	
12	450	123.29	11200	1.3	37	2KJ3507- DC23- D2	-Z -	
13	400	110.55	11300	1.5	37	2KJ3507- DC23- C2	-Z -	
14	360	99.64	11400	1.7	37	2KJ3507- DC23- B2	-Z -	
16	335	91.98	11400	1.8	37	2KJ3507- DC23- A2	-Z -	
17	305	83.96	11500	2	37	2KJ3507- DC23- X1	-Z -	
21	250	69.67	11600	2.4	37	2KJ3507- DC23- W1	-Z -	
K.49-FZ71MCA6TV								
10.6	495	142.13	7240	0.84	23	2KJ3505- CH25- F2	-Z P01	
12.3	425	121.60	7780	0.99	23	2KJ3505- CH25- E2	-Z P01	
13.6	385	110.55	8100	1.1	23	2KJ3505- CH25- D2	-Z P01	
15.4	340	97.71	8220	1.2	23	2KJ3505- CH25- C2	-Z P01	
16.9	310	88.83	8120	1.4	23	2KJ3505- CH25- B2	-Z P01	
19.3	270	77.81	7970	1.5	23	2KJ3505- CH25- A2	-Z P01	
21	250	71.82	7860	1.7	23	2KJ3505- CH25- X1	-Z P01	
24	220	63.59	7710	1.9	23	2KJ3505- CH25- W1	-Z P01	
28	185	52.93	7420	2.3	23	2KJ3505- CH25- V1	-Z P01	
30	174	49.82	7330	2.4	23	2KJ3505- CH25- U1	-Z P01	
K.49-LE80MH4P								
10	515	142.13	7080	0.81	30	2KJ3505- DC23- F2	-Z -	
12	440	121.60	7670	0.95	30	2KJ3505- DC23- E2	-Z -	
13	400	110.55	7980	1	30	2KJ3505- DC23- D2	-Z -	
15	355	97.71	8250	1.2	30	2KJ3505- DC23- C2	-Z -	
16	320	88.83	8180	1.3	30	2KJ3505- DC23- B2	-Z -	
19	280	77.81	8030	1.5	30	2KJ3505- DC23- A2	-Z -	
20	260	71.82	7910	1.6	30	2KJ3505- DC23- X1	-Z -	

Article No. supplement		
Shaft design	1 or 9	see page 10/51
Frequency and voltage	2 or 9	see page 11/2
Gearbox mounting type	A, F, H, C or D	see page 10/42

Geared motors up to 55 kW

Bevel geared motors

Selection and ordering data

P_N	n_2	T_2	i	F_{R2}	f_B	m	Article No.	Additional identification code -Z with order code
kW	rpm	Nm	-	N	-	kg	(Article No. supplement, see below)	No. of poles
0,55	K.49-LE80MH4P							
	23	230	63.59	7750	1.8	30	2KJ3505- DC23- W1	-Z -
	27	193	52.93	7470	2.2	30	2KJ3505- DC23- V1	-Z -
	29	182	49.82	7380	2.3	30	2KJ3505- DC23- U1	-Z -
	K.39-FZ71MCA6TV							
	19.9	260	75.24	4940	0.84	16	2KJ3504- CH25- C2	-Z P01
	22	235	67.16	5020	0.94	16	2KJ3504- CH25- B2	-Z P01
	25	205	59.85	5110	1.0	16	2KJ3504- CH25- A2	-Z P01
	27	193	55.25	5150	1.1	16	2KJ3504- CH25- X1	-Z P01
	31	169	48.37	5230	1.3	16	2KJ3504- CH25- W1	-Z P01
	35	148	42.41	5290	1.5	16	2KJ3504- CH25- V1	-Z P01
	39	134	38.48	5330	1.6	16	2KJ3504- CH25- U1	-Z P01
	41	126	36.21	5360	1.7	16	2KJ3504- CH25- T1	-Z P01
	47	111	31.92	5410	2.0	16	2KJ3504- CH25- S1	-Z P01
	54	96	27.70	5450	2.3	16	2KJ3504- CH25- R1	-Z P01
	56	94	26.89	5460	2.3	16	2KJ3504- CH25- Q1	-Z P01
	63	83	23.97	5400	2.6	16	2KJ3504- CH25- P1	-Z P01
	68	77	22.12	5290	2.8	16	2KJ3504- CH25- N1	-Z P01
	77	67	19.37	5120	3.2	16	2KJ3504- CH25- M1	-Z P01
	K.39-LE80MH4P							
	19	270	75.24	5890	0.8	23	2KJ3504- DC23- C2	-Z -
	21	245	67.16	5980	0.9	23	2KJ3504- DC23- B2	-Z -
	24	215	59.85	6100	1	23	2KJ3504- DC23- A2	-Z -
	26	200	55.25	6150	1.1	23	2KJ3504- DC23- X1	-Z -
	30	176	48.37	6240	1.2	23	2KJ3504- DC23- W1	-Z -
	34	155	42.41	6320	1.4	23	2KJ3504- DC23- V1	-Z -
	37	140	38.48	6280	1.6	23	2KJ3504- DC23- U1	-Z -
	40	132	36.21	6210	1.7	23	2KJ3504- DC23- T1	-Z -
	45	116	31.92	6050	1.9	23	2KJ3504- DC23- S1	-Z -
	52	101	27.70	5850	2.2	23	2KJ3504- DC23- R1	-Z -
	54	98	26.89	5810	2.2	23	2KJ3504- DC23- Q1	-Z -
	60	87	23.97	5660	2.5	23	2KJ3504- DC23- P1	-Z -
	65	81	22.12	5550	2.7	23	2KJ3504- DC23- N1	-Z -
	74	71	19.37	5360	3.1	23	2KJ3504- DC23- M1	-Z -
	B.49-FZ71MCA6TV							
	25	205	59.28	11300	2.2	20	2KJ3503- CH25- C2	-Z P01
	28	188	53.89	11000	2.4	20	2KJ3503- CH25- B2	-Z P01
	B.49-LE80ZMQ6P							
	16	330	59.28	11400	1.4	27	2KJ3503- DF23- C2	-Z P01
	17	300	53.89	11500	1.5	27	2KJ3503- DF23- B2	-Z P01
	20	255	45.83	11500	1.7	27	2KJ3503- DF23- A2	-Z P01
	22	230	41.67	11300	1.9	27	2KJ3503- DF23- X1	-Z P01
	B.49-LE80MH4P							
	24	215	59.28	11100	2.1	28	2KJ3503- DC23- C2	-Z -
	27	197	53.89	10800	2.3	28	2KJ3503- DC23- B2	-Z -
	B.39-FZ71MCA6TV							
	27	197	56.36	6980	1.3	16	2KJ3502- CH25- A2	-Z P01
	30	175	50.11	6980	1.2	16	2KJ3502- CH25- X1	-Z P01
	34	154	44.00	6980	1.6	16	2KJ3502- CH25- W1	-Z P01
	38	140	40.00	6980	1.6	16	2KJ3502- CH25- V1	-Z P01
	44	119	34.22	6980	2.1	16	2KJ3502- CH25- U1	-Z P01
	48	108	31.11	6980	2.3	16	2KJ3502- CH25- T1	-Z P01
	55	96	27.50	6980	2.6	16	2KJ3502- CH25- S1	-Z P01
	60	87	25.00	6980	2.9	16	2KJ3502- CH25- R1	-Z P01
	B.39-LE80ZMQ6P							
	21	245	44.00	6980	1	21	2KJ3502- DF23- W1	-Z P01
	23	225	40.00	6980	1	21	2KJ3502- DF23- V1	-Z P01
	B.39-LE80MH4P							
	29	183	50.11	6980	1.1	22	2KJ3502- DC23- X1	-Z -
	33	160	44.00	6980	1.6	22	2KJ3502- DC23- W1	-Z -
	36	146	40.00	6980	1.6	22	2KJ3502- DC23- V1	-Z -

Article No. supplement

Shaft design	1 or 9	see page 10/51
Frequency and voltage	2 or 9	see page 11/2
Gearbox mounting type	A, F, H, C or D	see page 10/42

Selection and ordering data

P_N	n_2	T_2	i	F_{R2}	f_B	m	Article No.	Additional identification code -Z with order code
kW	rpm	Nm	-	N	-	kg	(Article No. supplement, see below)	No. of poles
0,55	B.39-LE80MH4P							
	42	125	34.22	6980	2	22	2KJ3502- DC23- U1	-Z -
	46	113	31.11	6980	2.2	22	2KJ3502- DC23- T1	-Z -
	52	100	27.50	6980	2.5	22	2KJ3502- DC23- S1	-Z -
	58	91	25.00	6980	2.7	22	2KJ3502- DC23- R1	-Z -
	66	80	21.90	6980	3.1	22	2KJ3502- DC23- Q1	-Z -
	B.29-FZ71MCA6TV							
	42	126	36.06	2710	0.87	11	2KJ3501- CH25- X1	-Z P01
	46	114	32.78	2750	0.96	11	2KJ3501- CH25- W1	-Z P01
	53	98	28.11	2800	1.1	11	2KJ3501- CH25- V1	-Z P01
	59	89	25.56	2830	1.2	11	2KJ3501- CH25- U1	-Z P01
	67	78	22.41	2870	1.4	11	2KJ3501- CH25- T1	-Z P01
	75	70	20.00	2890	1.6	11	2KJ3501- CH25- S1	-Z P01
	84	62	17.82	2920	1.8	11	2KJ3501- CH25- R1	-Z P01
	91	57	16.45	2940	1.9	11	2KJ3501- CH25- Q1	-Z P01
	104	50	14.40	2960	2.2	11	2KJ3501- CH25- P1	-Z P01
	119	44	12.63	2980	2.5	11	2KJ3501- CH25- N1	-Z P01
	131	40	11.46	3000	2.7	11	2KJ3501- CH25- M1	-Z P01
	139	37	10.78	3010	2.9	11	2KJ3501- CH25- L1	-Z P01
	158	33	9.51	3020	3.3	11	2KJ3501- CH25- K1	-Z P01
	182	28	8.25	3040	3.8	11	2KJ3501- CH25- J1	-Z P01
	191	27	7.84	3040	2.7	11	2KJ3501- CH25- H1	-Z P01
	203	25	7.38	3050	2.9	11	2KJ3501- CH25- G1	-Z P01
	230	22	6.51	3060	3.3	11	2KJ3501- CH25- F1	-Z P01
	265	19	5.65	3070	3.8	11	2KJ3501- CH25- E1	-Z P01
	296	17	5.07	3070	4.2	11	2KJ3501- CH25- D1	-Z P01
	314	16	4.78	3050	4.4	11	2KJ3501- CH25- C1	-Z P01
	356	14	4.21	2940	5.0	11	2KJ3501- CH25- B1	-Z P01
	B.29-LE80MH4P							
	40	132	36.06	4020	0.84	17	2KJ3501- DC23- X1	-Z -
	44	120	32.78	4080	0.92	17	2KJ3501- DC23- W1	-Z -
	51	103	28.11	4170	1.1	17	2KJ3501- DC23- V1	-Z -
	56	93	25.56	4200	1.2	17	2KJ3501- DC23- U1	-Z -
	64	82	22.41	4200	1.3	17	2KJ3501- DC23- T1	-Z -
	72	73	20.00	4200	1.5	17	2KJ3501- DC23- S1	-Z -
	81	65	17.82	4200	1.7	17	2KJ3501- DC23- R1	-Z -
	88	60	16.45	4200	1.8	17	2KJ3501- DC23- Q1	-Z -
	100	52	14.40	4200	2.1	17	2KJ3501- DC23- P1	-Z -
	114	46	12.63	4200	2.4	17	2KJ3501- DC23- N1	-Z -
	126	42	11.46	4200	2.6	17	2KJ3501- DC23- M1	-Z -
	134	39	10.78	4200	2.8	17	2KJ3501- DC23- L1	-Z -
	151	35	9.51	4070	3.2	17	2KJ3501- DC23- K1	-Z -
	175	30	8.25	3920	3.7	17	2KJ3501- DC23- J1	-Z -
	184	29	7.84	3830	2.6	17	2KJ3501- DC23- H1	-Z -
	195	27	7.38	3770	2.8	17	2KJ3501- DC23- G1	-Z -
	221	24	6.51	3630	3.2	17	2KJ3501- DC23- F1	-Z -
	255	21	5.65	3480	3.6	17	2KJ3501- DC23- E1	-Z -
	284	18	5.07	3410	4	17	2KJ3501- DC23- D1	-Z -
	301	17	4.78	3340	4.2	17	2KJ3501- DC23- C1	-Z -
	342	15	4.21	3220	4.8	17	2KJ3501- DC23- B1	-Z -
	B.19-FZ71MCA6TV							
	84	62	17.78	1550	0.80	10	2KJ3500- CH25- R1	-Z P01
	95	55	15.79	1550	0.90	10	2KJ3500- CH25- Q1	-Z P01
	103	51	14.57	1550	0.98	10	2KJ3500- CH25- P1	-Z P01
	118	44	12.66	1550	1.1	10	2KJ3500- CH25- N1	-Z P01
	136	38	11.00	1550	1.3	10	2KJ3500- CH25- M1	-Z P01
	151	34	9.93	1550	1.4	10	2KJ3500- CH25- L1	-Z P01
	160	32	9.35	1550	1.5	10	2KJ3500- CH25- K1	-Z P01
	184	28	8.15	1550	1.6	10	2KJ3500- CH25- J1	-Z P01
	191	27	7.87	1550	1.4	10	2KJ3500- CH25- H1	-Z P01
	215	24	6.99	1550	1.6	10	2KJ3500- CH25- G1	-Z P01

Article No. supplement

Shaft design	1 or 9	see page 10/51
Frequency and voltage	2 or 9	see page 11/2
Gearbox mounting type	A, F, H, C or D	see page 10/42

Geared motors up to 55 kW

Bevel geared motors

Selection and ordering data

P_N	n_2	T_2	i	F_{R2}	f_B	m	Article No.	Additional identification code -Z with order code
kW	rpm	Nm	-	N	-	kg	(Article No. supplement, see below)	No. of poles
0,55	B.19-FZ71MCA6TV							
	233	22	6.45	1550	1.7	10	2KJ3500- CH25- F1 -Z	P01
	267	19	5.61	1550	1.9	10	2KJ3500- CH25- E1 -Z	P01
	308	17	4.87	1550	2.1	10	2KJ3500- CH25- D1 -Z	P01
	341	15	4.40	1550	2.2	10	2KJ3500- CH25- C1 -Z	P01
	362	14	4.14	1550	2.3	10	2KJ3500- CH25- B1 -Z	P01
	416	12	3.61	1550	2.5	10	2KJ3500- CH25- A1 -Z	P01
	B.19-LE80MH4P							
	91	58	15.79	1910	0.87	15	2KJ3500- DC23- Q1 -Z	-
	99	53	14.57	1910	0.94	15	2KJ3500- DC23- P1 -Z	-
	114	46	12.66	1910	1.1	15	2KJ3500- DC23- N1 -Z	-
	131	40	11.00	1910	1.2	15	2KJ3500- DC23- M1 -Z	-
	145	36	9.93	1910	1.4	15	2KJ3500- DC23- L1 -Z	-
	154	34	9.35	1910	1.5	15	2KJ3500- DC23- K1 -Z	-
	177	30	8.15	1910	1.6	15	2KJ3500- DC23- J1 -Z	-
	183	29	7.87	1910	1.3	15	2KJ3500- DC23- H1 -Z	-
	206	26	6.99	1910	1.5	15	2KJ3500- DC23- G1 -Z	-
223	24	6.45	1910	1.7	15	2KJ3500- DC23- F1 -Z	-	
257	20	5.61	1910	1.8	15	2KJ3500- DC23- E1 -Z	-	
296	18	4.87	1910	2	15	2KJ3500- DC23- D1 -Z	-	
327	16	4.40	1910	2.1	15	2KJ3500- DC23- C1 -Z	-	
348	15	4.14	1910	2.2	15	2KJ3500- DC23- B1 -Z	-	
399	13	3.61	1910	2.4	15	2KJ3500- DC23- A1 -Z	-	
0,75	K.109-LE90SQ6P							
	4.4	1640	216.65	24500	1.8	101	2KJ3511- EC23- H2 -Z	P01
	4.8	1480	195.60	24500	2	101	2KJ3511- EC23- G2 -Z	P01
	K.89-FZ71ZMD6TV							
	6.5	1100	231.80	18300	1.4	56	2KJ3510- CJ25- K2 -Z	P01
	7.1	1000	210.72	18300	1.6	56	2KJ3510- CJ25- J2 -Z	P01
	7.9	900	189.01	18300	1.8	56	2KJ3510- CJ25- H2 -Z	P01
	8.8	810	169.94	18300	2.0	56	2KJ3510- CJ25- G2 -Z	P01
	K.89-LE90SQ6P							
	4.1	1750	231.80	18100	0.91	64	2KJ3510- EC23- K2 -Z	P01
	4.5	1590	210.72	18100	1	64	2KJ3510- EC23- J2 -Z	P01
	5	1430	189.01	18100	1.1	64	2KJ3510- EC23- H2 -Z	P01
	5.6	1280	169.94	18100	1.2	64	2KJ3510- EC23- G2 -Z	P01
	K.89-LE80ZMQ4P							
	6.3	1140	231.80	18100	1.4	62	2KJ3510- DF23- K2 -Z	-
	6.9	1040	210.72	18100	1.5	62	2KJ3510- DF23- J2 -Z	-
	7.7	930	189.01	18100	1.7	62	2KJ3510- DF23- H2 -Z	-
8.5	835	169.94	18100	1.9	62	2KJ3510- DF23- G2 -Z	-	
9.4	755	153.70	18100	2.1	62	2KJ3510- DF23- F2 -Z	-	
K.79-FZ71ZMD6TV								
7.9	900	188.85	14600	0.91	36	2KJ3508- CJ25- G2 -Z	P01	
8.7	815	171.69	14600	1.0	36	2KJ3508- CJ25- F2 -Z	P01	
9.8	730	153.18	14600	1.1	36	2KJ3508- CJ25- E2 -Z	P01	
10.9	655	137.35	14600	1.3	36	2KJ3508- CJ25- D2 -Z	P01	
12.1	590	123.80	14600	1.4	36	2KJ3508- CJ25- C2 -Z	P01	
13.1	545	114.28	14600	1.5	36	2KJ3508- CJ25- B2 -Z	P01	
14.4	495	104.32	14600	1.6	36	2KJ3508- CJ25- A2 -Z	P01	
17.3	410	86.56	14600	2.0	36	2KJ3508- CJ25- X1 -Z	P01	
18.4	385	81.47	14600	2.1	36	2KJ3508- CJ25- W1 -Z	P01	
19.5	365	76.94	14600	2.2	36	2KJ3508- CJ25- V1 -Z	P01	
K.79-LE80ZMQ4P								
7.7	930	188.85	13700	0.88	41	2KJ3508- DF23- G2 -Z	-	
8.4	845	171.69	13900	0.97	41	2KJ3508- DF23- F2 -Z	-	
9.5	755	153.18	14100	1.1	41	2KJ3508- DF23- E2 -Z	-	
11	675	137.35	14200	1.2	41	2KJ3508- DF23- D2 -Z	-	
12	610	123.80	14300	1.3	41	2KJ3508- DF23- C2 -Z	-	
13	565	114.28	14400	1.5	41	2KJ3508- DF23- B2 -Z	-	
14	515	104.32	14400	1.6	41	2KJ3508- DF23- A2 -Z	-	

Article No. supplement

Shaft design	1 or 9	see page 10/51
Frequency and voltage	2 or 9	see page 11/2
Gearbox mounting type	A, F, H, C or D	see page 10/42

Selection and ordering data

P_N	n_2	T_2	i	F_{R2}	f_B	m	Article No.	Additional identification code -Z with order code
kW	rpm	Nm	-	N	-	kg	(Article No. supplement, see below)	No. of poles
0,75	K.79-LE80ZMQ4P							
	17	425	86.56	14400	1.9	41	2KJ3508- DF23- X1 -Z -	
	18	400	81.47	14400	2	41	2KJ3508- DF23- W1 -Z -	
	19	380	76.94	14400	2.2	41	2KJ3508- DF23- V1 -Z -	
	K.69-FZ71ZMD6TV							
	9.9	725	152.00	10300	0.83	30	2KJ3507- CJ25- F2 -Z P01	
	10.9	655	138.18	10900	0.91	30	2KJ3507- CJ25- E2 -Z P01	
	12.2	585	123.29	11400	1.0	30	2KJ3507- CJ25- D2 -Z P01	
	13.6	525	110.55	11800	1.1	30	2KJ3507- CJ25- C2 -Z P01	
	15.1	475	99.64	12100	1.3	30	2KJ3507- CJ25- B2 -Z P01	
	16.3	435	91.98	12000	1.4	30	2KJ3507- CJ25- A2 -Z P01	
	17.9	400	83.96	11800	1.5	30	2KJ3507- CJ25- X1 -Z P01	
	22	330	69.67	11400	1.8	30	2KJ3507- CJ25- W1 -Z P01	
	23	310	65.57	11300	1.9	30	2KJ3507- CJ25- V1 -Z P01	
	24	295	61.93	11100	2.0	30	2KJ3507- CJ25- U1 -Z P01	
	28	250	52.69	10800	2.4	30	2KJ3507- CJ25- T1 -Z P01	
	K.69-LE80ZMQ4P							
	9.5	750	152.00	9880	0.8	36	2KJ3507- DF23- F2 -Z -	
	10	680	138.18	10300	0.88	36	2KJ3507- DF23- E2 -Z -	
	12	605	123.29	10800	0.99	36	2KJ3507- DF23- D2 -Z -	
	13	545	110.55	10900	1.1	36	2KJ3507- DF23- C2 -Z -	
	15	490	99.64	11100	1.2	36	2KJ3507- DF23- B2 -Z -	
	16	450	91.98	11200	1.3	36	2KJ3507- DF23- A2 -Z -	
	17	415	83.96	11200	1.4	36	2KJ3507- DF23- X1 -Z -	
	21	340	69.67	11100	1.7	36	2KJ3507- DF23- W1 -Z -	
	22	320	65.57	11000	1.9	36	2KJ3507- DF23- V1 -Z -	
	23	305	61.93	10800	2	36	2KJ3507- DF23- U1 -Z -	
	28	260	52.69	10500	2.3	36	2KJ3507- DF23- T1 -Z -	
	K.49-FZ71ZMD6TV							
	13.6	525	110.55	7010	0.80	24	2KJ3505- CJ25- D2 -Z P01	
	15.4	465	97.71	7250	0.90	24	2KJ3505- CJ25- C2 -Z P01	
	16.9	420	88.83	7260	0.99	24	2KJ3505- CJ25- B2 -Z P01	
	19.3	370	77.81	7190	1.1	24	2KJ3505- CJ25- A2 -Z P01	
	21	340	71.82	7160	1.2	24	2KJ3505- CJ25- X1 -Z P01	
	24	300	63.59	7080	1.4	24	2KJ3505- CJ25- W1 -Z P01	
	28	250	52.93	6910	1.7	24	2KJ3505- CJ25- V1 -Z P01	
	30	235	49.82	6850	1.8	24	2KJ3505- CJ25- U1 -Z P01	
	34	210	44.63	6740	2.0	24	2KJ3505- CJ25- T1 -Z P01	
	39	181	38.00	6520	2.3	24	2KJ3505- CJ25- S1 -Z P01	
	K.49-LE80ZMQ4P							
	15	480	97.71	7250	0.87	29	2KJ3505- DF23- C2 -Z -	
	16	435	88.83	7260	0.96	29	2KJ3505- DF23- B2 -Z -	
	19	380	77.81	7230	1.1	29	2KJ3505- DF23- A2 -Z -	
	20	355	71.82	7150	1.2	29	2KJ3505- DF23- X1 -Z -	
	23	310	63.59	7110	1.3	29	2KJ3505- DF23- W1 -Z -	
	27	260	52.93	6930	1.6	29	2KJ3505- DF23- V1 -Z -	
	29	245	49.82	6870	1.7	29	2KJ3505- DF23- U1 -Z -	
	32	220	44.63	6750	1.9	29	2KJ3505- DF23- T1 -Z -	
	38	188	38.00	6560	2.2	29	2KJ3505- DF23- S1 -Z -	
	45	161	32.57	6360	2.6	29	2KJ3505- DF23- R1 -Z -	
	K.39-FZ71ZMD6TV							
	27	260	55.25	4940	0.83	18	2KJ3504- CJ25- X1 -Z P01	
	31	230	48.37	5040	0.95	18	2KJ3504- CJ25- W1 -Z P01	
	35	200	42.41	5130	1.1	18	2KJ3504- CJ25- V1 -Z P01	
	39	183	38.48	5180	1.2	18	2KJ3504- CJ25- U1 -Z P01	
	41	172	36.21	5220	1.3	18	2KJ3504- CJ25- T1 -Z P01	
	47	152	31.92	5280	1.4	18	2KJ3504- CJ25- S1 -Z P01	
	54	132	27.70	5270	1.7	18	2KJ3504- CJ25- R1 -Z P01	
	56	128	26.89	5240	1.7	18	2KJ3504- CJ25- Q1 -Z P01	
	63	114	23.97	5130	1.9	18	2KJ3504- CJ25- P1 -Z P01	
	68	105	22.12	5040	2.1	18	2KJ3504- CJ25- N1 -Z P01	

Article No. supplement

Shaft design	1 or 9	see page 10/51
Frequency and voltage	2 or 9	see page 11/2
Gearbox mounting type	A, F, H, C or D	see page 10/42

Geared motors up to 55 kW

Bevel geared motors

Selection and ordering data

P_N	n_2	T_2	i	F_{R2}	f_B	m	Article No.	Additional identification code -Z with order code
kW	rpm	Nm	-	N	-	kg	(Article No. supplement, see below)	No. of poles
0,75	K.39-FZ71ZMD6TV							
	77	92	19.37	4900	2.4	18	2KJ3504- CJ25- M1	-Z P01
	88	81	16.98	4750	2.7	18	2KJ3504- CJ25- L1	-Z P01
	97	73	15.41	4650	3.0	18	2KJ3504- CJ25- K1	-Z P01
	103	69	14.50	4570	3.2	18	2KJ3504- CJ25- J1	-Z P01
	117	61	12.78	4430	3.6	18	2KJ3504- CJ25- H1	-Z P01
	149	47	10.04	4110	3.8	18	2KJ3504- CJ25- F1	-Z P01
	K.39-LE80ZMQ4P							
	26	270	55.25	5890	0.81	22	2KJ3504- DF23- X1	-Z -
	30	235	48.37	6000	0.92	22	2KJ3504- DF23- W1	-Z -
	34	205	42.41	5930	1.1	22	2KJ3504- DF23- V1	-Z -
	38	190	38.48	5810	1.2	22	2KJ3504- DF23- U1	-Z -
	40	179	36.21	5760	1.2	22	2KJ3504- DF23- T1	-Z -
	45	158	31.92	5650	1.4	22	2KJ3504- DF23- S1	-Z -
	52	137	27.70	5510	1.6	22	2KJ3504- DF23- R1	-Z -
54	133	26.89	5480	1.7	22	2KJ3504- DF23- Q1	-Z -	
60	118	23.97	5370	1.9	22	2KJ3504- DF23- P1	-Z -	
66	109	22.12	5280	2	22	2KJ3504- DF23- N1	-Z -	
75	96	19.37	5120	2.3	22	2KJ3504- DF23- M1	-Z -	
85	84	16.98	4970	2.6	22	2KJ3504- DF23- L1	-Z -	
94	76	15.41	4860	2.9	22	2KJ3504- DF23- K1	-Z -	
100	72	14.50	4790	3.1	22	2KJ3504- DF23- J1	-Z -	
113	63	12.78	4650	3.5	22	2KJ3504- DF23- H1	-Z -	
144	50	10.04	4290	3.7	22	2KJ3504- DF23- F1	-Z -	
B.49-FZ71ZMD6TV								
25	280	59.28	10800	1.6	22	2KJ3503- CJ25- C2	-Z P01	
28	255	53.89	10600	1.7	22	2KJ3503- CJ25- B2	-Z P01	
33	215	45.83	10200	2.1	22	2KJ3503- CJ25- A2	-Z P01	
36	198	41.67	9970	2.3	22	2KJ3503- CJ25- X1	-Z P01	
40	177	37.18	9690	2.5	22	2KJ3503- CJ25- W1	-Z P01	
45	159	33.33	9420	2.8	22	2KJ3503- CJ25- V1	-Z P01	
B.49-LE90SQ6P								
16	445	59.28	11200	1	28	2KJ3503- EC23- C2	-Z P01	
18	405	53.89	11200	1.1	28	2KJ3503- EC23- B2	-Z P01	
21	345	45.83	10900	1.3	28	2KJ3503- EC23- A2	-Z P01	
23	315	41.67	10700	1.4	28	2KJ3503- EC23- X1	-Z P01	
B.49-LE80ZMQ4P								
24	290	59.28	10500	1.5	27	2KJ3503- DF23- C2	-Z -	
27	265	53.89	10300	1.7	27	2KJ3503- DF23- B2	-Z -	
32	225	45.83	9980	2	27	2KJ3503- DF23- A2	-Z -	
35	205	41.67	9760	2.2	27	2KJ3503- DF23- X1	-Z -	
39	184	37.18	9480	2.5	27	2KJ3503- DF23- W1	-Z -	
44	165	33.33	9220	2.7	27	2KJ3503- DF23- V1	-Z -	
B.39-FZ71ZMD6TV								
34	210	44.00	6980	1.2	17	2KJ3502- CJ25- W1	-Z P01	
38	191	40.00	6980	1.2	17	2KJ3502- CJ25- V1	-Z P01	
44	163	34.22	6980	1.5	17	2KJ3502- CJ25- U1	-Z P01	
48	148	31.11	6980	1.7	17	2KJ3502- CJ25- T1	-Z P01	
55	131	27.50	6980	1.9	17	2KJ3502- CJ25- S1	-Z P01	
60	119	25.00	6980	2.1	17	2KJ3502- CJ25- R1	-Z P01	
68	104	21.90	6980	2.4	17	2KJ3502- CJ25- Q1	-Z P01	
74	96	20.21	6980	2.6	17	2KJ3502- CJ25- P1	-Z P01	
84	85	17.90	6980	2.9	17	2KJ3502- CJ25- N1	-Z P01	
101	71	14.90	6980	3.5	17	2KJ3502- CJ25- M1	-Z P01	
B.39-LE80ZMQ4P								
29	245	50.11	6980	0.85	21	2KJ3502- DF23- X1	-Z -	
33	215	44.00	6980	1.2	21	2KJ3502- DF23- W1	-Z -	
36	198	40.00	6980	1.2	21	2KJ3502- DF23- V1	-Z -	
42	169	34.22	6980	1.5	21	2KJ3502- DF23- U1	-Z -	
47	154	31.11	6980	1.6	21	2KJ3502- DF23- T1	-Z -	
53	136	27.50	6980	1.8	21	2KJ3502- DF23- S1	-Z -	

Article No. supplement

Shaft design	1 or 9	see page 10/51
Frequency and voltage	2 or 9	see page 11/2
Gearbox mounting type	A, F, H, C or D	see page 10/42

Selection and ordering data

P_N	n_2	T_2	i	F_{R2}	f_B	m	Article No.	Additional identification code -Z with order code
kW	rpm	Nm	-	N	-	kg	(Article No. supplement, see below)	No. of poles
0,75	B.39-LE80ZMQ4P							
	58	123	25.00	6980	2	21	2KJ3502- DF23- R1	-Z -
	66	108	21.90	6980	2.3	21	2KJ3502- DF23- Q1	-Z -
	72	100	20.21	6980	2.5	21	2KJ3502- DF23- P1	-Z -
	81	88	17.90	6980	2.8	21	2KJ3502- DF23- N1	-Z -
	97	74	14.90	6980	3.4	21	2KJ3502- DF23- M1	-Z -
B.29-FZ71ZMD6TV								
53	134	28.11	2680	0.82	12	2KJ3501- CJ25- V1	-Z P01	
59	122	25.56	2720	0.90	12	2KJ3501- CJ25- U1	-Z P01	
67	107	22.41	2770	1.0	12	2KJ3501- CJ25- T1	-Z P01	
75	95	20.00	2810	1.2	12	2KJ3501- CJ25- S1	-Z P01	
84	85	17.82	2840	1.3	12	2KJ3501- CJ25- R1	-Z P01	
91	78	16.45	2870	1.4	12	2KJ3501- CJ25- Q1	-Z P01	
104	68	14.40	2900	1.6	12	2KJ3501- CJ25- P1	-Z P01	
119	60	12.63	2930	1.8	12	2KJ3501- CJ25- N1	-Z P01	
131	54	11.46	2950	2.0	12	2KJ3501- CJ25- M1	-Z P01	
139	51	10.78	2960	2.1	12	2KJ3501- CJ25- L1	-Z P01	
158	45	9.51	2980	2.4	12	2KJ3501- CJ25- K1	-Z P01	
182	39	8.25	3000	2.8	12	2KJ3501- CJ25- J1	-Z P01	
191	37	7.84	3010	2.0	12	2KJ3501- CJ25- H1	-Z P01	
203	35	7.38	3010	2.1	12	2KJ3501- CJ25- G1	-Z P01	
230	31	6.51	3030	2.4	12	2KJ3501- CJ25- F1	-Z P01	
265	26	5.65	3040	2.8	12	2KJ3501- CJ25- E1	-Z P01	
296	24	5.07	3050	3.1	12	2KJ3501- CJ25- D1	-Z P01	
314	22	4.78	3000	3.2	12	2KJ3501- CJ25- C1	-Z P01	
356	20	4.21	2890	3.7	12	2KJ3501- CJ25- B1	-Z P01	
411	17	3.65	2770	4.2	12	2KJ3501- CJ25- A1	-Z P01	
B.29-LE80ZMQ4P								
57	126	25.56	4050	0.87	16	2KJ3501- DF23- U1	-Z -	
65	111	22.41	4130	0.99	16	2KJ3501- DF23- T1	-Z -	
72	99	20.00	4190	1.1	16	2KJ3501- DF23- S1	-Z -	
81	88	17.82	4200	1.2	16	2KJ3501- DF23- R1	-Z -	
88	81	16.45	4200	1.4	16	2KJ3501- DF23- Q1	-Z -	
101	71	14.40	4200	1.5	16	2KJ3501- DF23- P1	-Z -	
115	62	12.63	4200	1.8	16	2KJ3501- DF23- N1	-Z -	
127	57	11.46	4140	1.9	16	2KJ3501- DF23- M1	-Z -	
135	53	10.78	4090	2.1	16	2KJ3501- DF23- L1	-Z -	
152	47	9.51	3950	2.3	16	2KJ3501- DF23- K1	-Z -	
176	41	8.25	3810	2.7	16	2KJ3501- DF23- J1	-Z -	
185	39	7.84	3720	1.9	16	2KJ3501- DF23- H1	-Z -	
196	36	7.38	3660	2.1	16	2KJ3501- DF23- G1	-Z -	
223	32	6.51	3540	2.3	16	2KJ3501- DF23- F1	-Z -	
257	28	5.65	3400	2.7	16	2KJ3501- DF23- E1	-Z -	
286	25	5.07	3340	3	16	2KJ3501- DF23- D1	-Z -	
303	24	4.78	3270	3.1	16	2KJ3501- DF23- C1	-Z -	
344	21	4.21	3160	3.6	16	2KJ3501- DF23- B1	-Z -	
397	18	3.65	3030	4	16	2KJ3501- DF23- A1	-Z -	
B.19-FZ71ZMD6TV								
118	60	12.66	1550	0.83	11	2KJ3500- CJ25- N1	-Z P01	
136	52	11.00	1550	0.95	11	2KJ3500- CJ25- M1	-Z P01	
151	47	9.93	1550	1.1	11	2KJ3500- CJ25- L1	-Z P01	
160	44	9.35	1550	1.1	11	2KJ3500- CJ25- K1	-Z P01	
184	38	8.15	1550	1.2	11	2KJ3500- CJ25- J1	-Z P01	
191	37	7.87	1550	1.0	11	2KJ3500- CJ25- H1	-Z P01	
215	33	6.99	1550	1.1	11	2KJ3500- CJ25- G1	-Z P01	
233	30	6.45	1550	1.3	11	2KJ3500- CJ25- F1	-Z P01	
267	26	5.61	1550	1.4	11	2KJ3500- CJ25- E1	-Z P01	
308	23	4.87	1550	1.5	11	2KJ3500- CJ25- D1	-Z P01	
341	21	4.40	1550	1.6	11	2KJ3500- CJ25- C1	-Z P01	
362	19	4.14	1550	1.7	11	2KJ3500- CJ25- B1	-Z P01	
416	17	3.61	1550	1.8	11	2KJ3500- CJ25- A1	-Z P01	

Article No. supplement		
Shaft design	1 or 9	see page 10/51
Frequency and voltage	2 or 9	see page 11/2
Gearbox mounting type	A, F, H, C or D	see page 10/42

Geared motors up to 55 kW

Bevel geared motors

Selection and ordering data

P_N	n_2	T_2	i	F_{R2}	f_B	m	Article No.	Additional identification code -Z with order code
kW	rpm	Nm	-	N	-	kg	(Article No. supplement, see below)	No. of poles
0,75	B.19-LE80ZMQ4P							
	115	62	12.66	1910	0.8	14	2KJ3500- DF23- N1	-Z -
	132	54	11.00	1910	0.92	14	2KJ3500- DF23- M1	-Z -
	146	49	9.93	1910	1	14	2KJ3500- DF23- L1	-Z -
	155	46	9.35	1910	1.1	14	2KJ3500- DF23- K1	-Z -
	178	40	8.15	1910	1.2	14	2KJ3500- DF23- J1	-Z -
	184	39	7.87	1910	0.98	14	2KJ3500- DF23- H1	-Z -
	207	34	6.99	1910	1.1	14	2KJ3500- DF23- G1	-Z -
	225	32	6.45	1910	1.2	14	2KJ3500- DF23- F1	-Z -
	258	28	5.61	1910	1.3	14	2KJ3500- DF23- E1	-Z -
	298	24	4.87	1910	1.5	14	2KJ3500- DF23- D1	-Z -
	330	22	4.40	1910	1.6	14	2KJ3500- DF23- C1	-Z -
	350	20	4.14	1910	1.6	14	2KJ3500- DF23- B1	-Z -
	402	18	3.61	1910	1.7	14	2KJ3500- DF23- A1	-Z -
1,1	K.129-LE100ZLSA6P							
	4.2	2520	228.30	39400	1.7	170	2KJ3512- FN23- J2	-Z P01
	4.5	2330	210.74	39600	1.9	170	2KJ3512- FN23- H2	-Z P01
	K.109-LE100ZLSA6P							
	4.4	2390	216.65	24500	1.2	119	2KJ3511- FN23- H2	-Z P01
	4.9	2160	195.60	24500	1.3	119	2KJ3511- FN23- G2	-Z P01
	5.4	1960	177.43	24500	1.5	119	2KJ3511- FN23- F2	-Z P01
	5.8	1810	163.78	24500	1.6	119	2KJ3511- FN23- E2	-Z P01
	6.4	1640	148.88	24500	1.8	119	2KJ3511- FN23- D2	-Z P01
	K.109-LE90SM4P							
	6.6	1580	216.65	24500	1.8	101	2KJ3511- EK23- H2	-Z -
	7.4	1420	195.60	24500	2	101	2KJ3511- EK23- G2	-Z -
	K.89-FZ71ZME6TV							
	8.8	1190	169.94	18300	1.3	57	2KJ3510- CV25- G2	-Z P01
9.8	1070	153.70	18300	1.5	57	2KJ3510- CV25- F2	-Z P01	
10.6	990	141.88	18300	1.6	57	2KJ3510- CV25- E2	-Z P01	
11.5	910	129.96	18300	1.8	57	2KJ3510- CV25- D2	-Z P01	
13.8	760	109.04	18300	2.1	57	2KJ3510- CV25- C2	-Z P01	
14.6	715	102.63	18300	2.2	57	2KJ3510- CV25- B2	-Z P01	
K.89-LE100ZLSA6P								
5.6	1870	169.94	18100	0.85	84	2KJ3510- FN23- G2	-Z P01	
K.89-LE90SM4P								
6.2	1690	231.80	18100	0.95	64	2KJ3510- EK23- K2	-Z -	
6.8	1530	210.72	18100	1	64	2KJ3510- EK23- J2	-Z -	
7.6	1370	189.01	18100	1.2	64	2KJ3510- EK23- H2	-Z -	
8.5	1240	169.94	18100	1.3	64	2KJ3510- EK23- G2	-Z -	
9.4	1120	153.70	18100	1.4	64	2KJ3510- EK23- F2	-Z -	
10	1030	141.88	18100	1.5	64	2KJ3510- EK23- E2	-Z -	
11	945	129.96	18100	1.7	64	2KJ3510- EK23- D2	-Z -	
13	795	109.04	18100	2	64	2KJ3510- EK23- C2	-Z -	
14	745	102.63	18100	2.1	64	2KJ3510- EK23- B2	-Z -	
K.79-FZ71ZME6TV								
10.9	960	137.35	14600	0.85	37	2KJ3508- CV25- D2	-Z P01	
12.1	865	123.80	14600	0.95	37	2KJ3508- CV25- C2	-Z P01	
13.1	800	114.28	14600	1.0	37	2KJ3508- CV25- B2	-Z P01	
14.4	730	104.32	14600	1.1	37	2KJ3508- CV25- A2	-Z P01	
17.3	605	86.56	14600	1.4	37	2KJ3508- CV25- X1	-Z P01	
18.4	570	81.47	14600	1.4	37	2KJ3508- CV25- W1	-Z P01	
19.5	535	76.94	14600	1.5	37	2KJ3508- CV25- V1	-Z P01	
23	455	65.47	14600	1.8	37	2KJ3508- CV25- U1	-Z P01	
K.79-LE90SM4P								
10	1000	137.35	13600	0.82	42	2KJ3508- EK23- D2	-Z -	
12	900	123.80	13800	0.91	42	2KJ3508- EK23- C2	-Z -	
13	830	114.28	13900	0.98	42	2KJ3508- EK23- B2	-Z -	
14	760	104.32	14000	1.1	42	2KJ3508- EK23- A2	-Z -	
17	630	86.56	14300	1.3	42	2KJ3508- EK23- X1	-Z -	
18	590	81.47	14400	1.4	42	2KJ3508- EK23- W1	-Z -	

Article No. supplement

Shaft design	1 or 9	see page 10/51
Frequency and voltage	2 or 9	see page 11/2
Gearbox mounting type	A, F, H, C or D	see page 10/42

Selection and ordering data

P_N	n_2	T_2	i	F_{R2}	f_B	m	Article No.	Additional identification code -Z with order code
kW	rpm	Nm	-	N	-	kg	(Article No. supplement, see below)	No. of poles
1,1	K.79-LE90SM4P							
	19	560	76.94	14400	1.5	42	2KJ3508- ■ EK23- ■ ■ V1 -Z -	
	22	475	65.47	14400	1.7	42	2KJ3508- ■ EK23- ■ ■ U1 -Z -	
	26	405	56.08	14400	2	42	2KJ3508- ■ EK23- ■ ■ T1 -Z -	
	29	360	49.31	14400	2.3	42	2KJ3508- ■ EK23- ■ ■ S1 -Z -	
	35	300	41.60	14400	2.6	42	2KJ3508- ■ EK23- ■ ■ R1 -Z -	
	K.69-FZ71ZME6TV							
	15.1	695	99.64	10500	0.86	32	2KJ3507- ■ CV25- ■ ■ B2 -Z P01	
	16.3	640	91.98	10500	0.93	32	2KJ3507- ■ CV25- ■ ■ A2 -Z P01	
	17.9	585	83.96	10400	1.0	32	2KJ3507- ■ CV25- ■ ■ X1 -Z P01	
	22	485	69.67	10300	1.2	32	2KJ3507- ■ CV25- ■ ■ W1 -Z P01	
	23	455	65.57	10200	1.3	32	2KJ3507- ■ CV25- ■ ■ V1 -Z P01	
	24	430	61.93	10100	1.4	32	2KJ3507- ■ CV25- ■ ■ U1 -Z P01	
	28	365	52.69	9920	1.6	32	2KJ3507- ■ CV25- ■ ■ T1 -Z P01	
	K.69-LE90SM4P							
	14	725	99.64	10000	0.83	37	2KJ3507- ■ EK23- ■ ■ B2 -Z -	
	16	670	91.98	10100	0.89	37	2KJ3507- ■ EK23- ■ ■ A2 -Z -	
	17	610	83.96	10100	0.98	37	2KJ3507- ■ EK23- ■ ■ X1 -Z -	
	21	505	69.67	10000	1.2	37	2KJ3507- ■ EK23- ■ ■ W1 -Z -	
	22	475	65.57	9950	1.3	37	2KJ3507- ■ EK23- ■ ■ V1 -Z -	
	23	450	61.93	9880	1.3	37	2KJ3507- ■ EK23- ■ ■ U1 -Z -	
	27	380	52.69	9690	1.6	37	2KJ3507- ■ EK23- ■ ■ T1 -Z -	
	32	325	45.14	9460	1.8	37	2KJ3507- ■ EK23- ■ ■ S1 -Z -	
	36	290	39.69	9220	2.1	37	2KJ3507- ■ EK23- ■ ■ R1 -Z -	
	43	240	33.48	8950	2.4	37	2KJ3507- ■ EK23- ■ ■ Q1 -Z -	
	49	210	29.18	8690	2.6	37	2KJ3507- ■ EK23- ■ ■ P1 -Z -	
	K.49-FZ71ZME6TV							
	21	500	71.82	5910	0.84	25	2KJ3505- ■ CV25- ■ ■ X1 -Z P01	
	24	445	63.59	5950	0.94	25	2KJ3505- ■ CV25- ■ ■ W1 -Z P01	
	28	370	52.93	5980	1.1	25	2KJ3505- ■ CV25- ■ ■ V1 -Z P01	
	30	345	49.82	6000	1.2	25	2KJ3505- ■ CV25- ■ ■ U1 -Z P01	
	34	310	44.63	5960	1.3	25	2KJ3505- ■ CV25- ■ ■ T1 -Z P01	
	39	265	38.00	5870	1.6	25	2KJ3505- ■ CV25- ■ ■ S1 -Z P01	
	57	184	26.30	5590	2.3	25	2KJ3505- ■ CV25- ■ ■ P1 -Z P01	
	64	163	23.28	5470	2.6	25	2KJ3505- ■ CV25- ■ ■ N1 -Z P01	
	77	135	19.38	5290	3.1	25	2KJ3505- ■ CV25- ■ ■ M1 -Z P01	
	82	127	18.24	5220	3.3	25	2KJ3505- ■ CV25- ■ ■ L1 -Z P01	
	154	68	9.75	4480	4.0	25	2KJ3505- ■ CV25- ■ ■ F1 -Z P01	
	K.49-LE90SM4P							
	20	520	71.82	5890	0.8	30	2KJ3505- ■ EK23- ■ ■ X1 -Z -	
	23	460	63.59	5960	0.91	30	2KJ3505- ■ EK23- ■ ■ W1 -Z -	
	27	385	52.93	5980	1.1	30	2KJ3505- ■ EK23- ■ ■ V1 -Z -	
	29	360	49.82	5990	1.2	30	2KJ3505- ■ EK23- ■ ■ U1 -Z -	
	32	325	44.63	5950	1.3	30	2KJ3505- ■ EK23- ■ ■ T1 -Z -	
	38	275	38.00	5900	1.5	30	2KJ3505- ■ EK23- ■ ■ S1 -Z -	
	44	235	32.57	5800	1.8	30	2KJ3505- ■ EK23- ■ ■ R1 -Z -	
	51	205	28.05	5670	2.1	30	2KJ3505- ■ EK23- ■ ■ Q1 -Z -	
	55	192	26.30	5610	2.2	30	2KJ3505- ■ EK23- ■ ■ P1 -Z -	
	62	170	23.28	5500	2.5	30	2KJ3505- ■ EK23- ■ ■ N1 -Z -	
	74	141	19.38	5320	3	30	2KJ3505- ■ EK23- ■ ■ M1 -Z -	
	79	133	18.24	5260	3.2	30	2KJ3505- ■ EK23- ■ ■ L1 -Z -	
	148	71	9.75	4520	3.9	30	2KJ3505- ■ EK23- ■ ■ F1 -Z -	
	157	67	9.18	4450	4	30	2KJ3505- ■ EK23- ■ ■ E1 -Z -	
	K.39-FZ71ZME6TV							
	39	265	38.48	4860	0.82	18	2KJ3504- ■ CV25- ■ ■ U1 -Z P01	
	41	250	36.21	4840	0.87	18	2KJ3504- ■ CV25- ■ ■ T1 -Z P01	
	47	220	31.92	4820	0.98	18	2KJ3504- ■ CV25- ■ ■ S1 -Z P01	
	54	193	27.70	4740	1.1	18	2KJ3504- ■ CV25- ■ ■ R1 -Z P01	
	56	188	26.89	4720	1.2	18	2KJ3504- ■ CV25- ■ ■ Q1 -Z P01	
	63	167	23.97	4660	1.3	18	2KJ3504- ■ CV25- ■ ■ P1 -Z P01	
	68	154	22.12	4620	1.4	18	2KJ3504- ■ CV25- ■ ■ N1 -Z P01	

Article No. supplement

Shaft design	1 or 9	see page 10/51
Frequency and voltage	2 or 9	see page 11/2
Gearbox mounting type	A, F, H, C or D	see page 10/42

Geared motors up to 55 kW

Bevel geared motors**Selection and ordering data**

P_N	n_2	T_2	i	F_{R2}	f_B	m	Article No.	Additional identification code -Z with order code
kW	rpm	Nm	-	N	-	kg	(Article No. supplement, see below)	No. of poles
1,1	K.39-FZ71ZME6TV							
77	135	19.37	4520	1.6	18	2KJ3504-	CV25- M1 -Z	P01
88	118	16.98	4430	1.9	18	2KJ3504-	CV25- L1 -Z	P01
97	107	15.41	4350	2.0	18	2KJ3504-	CV25- K1 -Z	P01
103	101	14.50	4300	2.2	18	2KJ3504-	CV25- J1 -Z	P01
117	89	12.78	4190	2.5	18	2KJ3504-	CV25- H1 -Z	P01
135	77	11.09	4060	2.8	18	2KJ3504-	CV25- G1 -Z	P01
149	70	10.04	3870	2.6	18	2KJ3504-	CV25- F1 -Z	P01
170	61	8.81	3770	3.0	18	2KJ3504-	CV25- E1 -Z	P01
188	55	7.99	3690	3.1	18	2KJ3504-	CV25- D1 -Z	P01
199	52	7.52	3630	3.2	18	2KJ3504-	CV25- C1 -Z	P01
226	46	6.63	3520	3.5	18	2KJ3504-	CV25- B1 -Z	P01
261	40	5.75	3400	3.7	18	2KJ3504-	CV25- A1 -Z	P01
	K.39-LE90SM4P							
40	260	36.21	5050	0.83	24	2KJ3504-	EK23- T1 -Z	-
45	230	31.92	5010	0.94	24	2KJ3504-	EK23- S1 -Z	-
52	200	27.70	4960	1.1	24	2KJ3504-	EK23- R1 -Z	-
54	196	26.89	4930	1.1	24	2KJ3504-	EK23- Q1 -Z	-
60	175	23.97	4860	1.3	24	2KJ3504-	EK23- P1 -Z	-
65	161	22.12	4820	1.4	24	2KJ3504-	EK23- N1 -Z	-
74	141	19.37	4730	1.6	24	2KJ3504-	EK23- M1 -Z	-
85	124	16.98	4630	1.8	24	2KJ3504-	EK23- L1 -Z	-
93	112	15.41	4550	2	24	2KJ3504-	EK23- K1 -Z	-
99	106	14.50	4490	2.1	24	2KJ3504-	EK23- J1 -Z	-
113	93	12.78	4390	2.4	24	2KJ3504-	EK23- H1 -Z	-
130	81	11.09	4250	2.7	24	2KJ3504-	EK23- G1 -Z	-
143	73	10.04	4060	2.5	24	2KJ3504-	EK23- F1 -Z	-
163	64	8.81	3950	2.8	24	2KJ3504-	EK23- E1 -Z	-
180	58	7.99	3860	3	24	2KJ3504-	EK23- D1 -Z	-
191	55	7.52	3800	3.1	24	2KJ3504-	EK23- C1 -Z	-
217	48	6.63	3700	3.3	24	2KJ3504-	EK23- B1 -Z	-
250	42	5.75	3570	3.6	24	2KJ3504-	EK23- A1 -Z	-
	B.49-FZ71ZME6TV							
45	230	33.33	8940	1.9	22	2KJ3503-	CV25- V1 -Z	P01
50	210	30.05	8720	2.1	22	2KJ3503-	CV25- U1 -Z	P01
54	194	27.74	8560	2.3	22	2KJ3503-	CV25- T1 -Z	P01
59	177	25.32	8380	2.5	22	2KJ3503-	CV25- S1 -Z	P01
71	147	21.01	8000	3.1	22	2KJ3503-	CV25- R1 -Z	P01
	B.49-LE90SM4P							
24	430	59.28	9670	1	28	2KJ3503-	EK23- C2 -Z	-
27	390	53.89	9550	1.1	28	2KJ3503-	EK23- B2 -Z	-
31	330	45.83	9310	1.3	28	2KJ3503-	EK23- A2 -Z	-
35	300	41.67	9150	1.5	28	2KJ3503-	EK23- X1 -Z	-
39	270	37.18	8930	1.7	28	2KJ3503-	EK23- W1 -Z	-
43	240	33.33	8750	1.9	28	2KJ3503-	EK23- V1 -Z	-
48	215	30.05	8560	2.1	28	2KJ3503-	EK23- U1 -Z	-
52	200	27.74	8400	2.2	28	2KJ3503-	EK23- T1 -Z	-
57	185	25.32	8210	2.4	28	2KJ3503-	EK23- S1 -Z	-
69	153	21.01	7850	2.9	28	2KJ3503-	EK23- R1 -Z	-
73	144	19.77	7730	3.1	28	2KJ3503-	EK23- Q1 -Z	-
	B.39-FZ71ZME6TV							
60	175	25.00	6980	1.4	18	2KJ3502-	CV25- R1 -Z	P01
68	153	21.90	6980	1.6	18	2KJ3502-	CV25- Q1 -Z	P01
74	141	20.21	6980	1.8	18	2KJ3502-	CV25- P1 -Z	P01
84	125	17.90	6980	2.0	18	2KJ3502-	CV25- N1 -Z	P01
101	104	14.90	6720	2.4	18	2KJ3502-	CV25- M1 -Z	P01
107	98	14.02	6620	2.5	18	2KJ3502-	CV25- L1 -Z	P01
119	87	12.56	6440	2.8	18	2KJ3502-	CV25- K1 -Z	P01
140	74	10.69	6170	3.2	18	2KJ3502-	CV25- J1 -Z	P01
227	46	6.60	5420	4.3	18	2KJ3502-	CV25- F1 -Z	P01
242	43	6.21	5330	4.6	18	2KJ3502-	CV25- E1 -Z	P01

Article No. supplement

Shaft design	1 or 9	see page 10/51
Frequency and voltage	2 or 9	see page 11/2
Gearbox mounting type	A, F, H, C or D	see page 10/42

Selection and ordering data

P_N	n_2	T_2	i	F_{R2}	f_B	m	Article No.	Additional identification code -Z with order code	
kW	rpm	Nm	-	N	-	kg	(Article No. supplement, see below)	No. of poles	
1,1	B.39-LE90SM4P								
	42	250	34.22	6980	1	23	2KJ3502- ■ EK23- ■ ■ U1 -Z -		
	46	225	31.11	6980	1.1	23	2KJ3502- ■ EK23- ■ ■ T1 -Z -		
	52	200	27.50	6980	1.2	23	2KJ3502- ■ EK23- ■ ■ S1 -Z -		
	58	182	25.00	6980	1.4	23	2KJ3502- ■ EK23- ■ ■ R1 -Z -		
	66	160	21.90	6980	1.6	23	2KJ3502- ■ EK23- ■ ■ Q1 -Z -		
	71	147	20.21	6980	1.7	23	2KJ3502- ■ EK23- ■ ■ P1 -Z -		
	80	131	17.90	6980	1.9	23	2KJ3502- ■ EK23- ■ ■ N1 -Z -		
	97	109	14.90	6790	2.3	23	2KJ3502- ■ EK23- ■ ■ M1 -Z -		
	103	102	14.02	6690	2.4	23	2KJ3502- ■ EK23- ■ ■ L1 -Z -		
	115	92	12.56	6500	2.7	23	2KJ3502- ■ EK23- ■ ■ K1 -Z -		
	135	78	10.69	6230	3.1	23	2KJ3502- ■ EK23- ■ ■ J1 -Z -		
	157	67	9.17	5970	3.4	23	2KJ3502- ■ EK23- ■ ■ H1 -Z -		
	183	58	7.89	5720	3.8	23	2KJ3502- ■ EK23- ■ ■ G1 -Z -		
	218	48	6.60	5480	4.2	23	2KJ3502- ■ EK23- ■ ■ F1 -Z -		
	232	45	6.21	5380	4.4	23	2KJ3502- ■ EK23- ■ ■ E1 -Z -		
	1,1	B.29-FZ71ZME6TV							
		84	124	17.82	2710	0.88	13	2KJ3501- ■ CV25- ■ ■ R1 -Z P01	
		91	115	16.45	2740	0.95	13	2KJ3501- ■ CV25- ■ ■ Q1 -Z P01	
		104	100	14.40	2790	1.1	13	2KJ3501- ■ CV25- ■ ■ P1 -Z P01	
		119	88	12.63	2830	1.2	13	2KJ3501- ■ CV25- ■ ■ N1 -Z P01	
		131	80	11.46	2860	1.4	13	2KJ3501- ■ CV25- ■ ■ M1 -Z P01	
		139	75	10.78	2880	1.5	13	2KJ3501- ■ CV25- ■ ■ L1 -Z P01	
158		66	9.51	2910	1.7	13	2KJ3501- ■ CV25- ■ ■ K1 -Z P01		
182		57	8.25	2940	1.9	13	2KJ3501- ■ CV25- ■ ■ J1 -Z P01		
191		54	7.84	2950	1.4	13	2KJ3501- ■ CV25- ■ ■ H1 -Z P01		
203		51	7.38	2960	1.5	13	2KJ3501- ■ CV25- ■ ■ G1 -Z P01		
230		45	6.51	2980	1.6	13	2KJ3501- ■ CV25- ■ ■ F1 -Z P01		
265		39	5.65	3000	1.9	13	2KJ3501- ■ CV25- ■ ■ E1 -Z P01		
296		35	5.07	2960	2.1	13	2KJ3501- ■ CV25- ■ ■ D1 -Z P01		
314		33	4.78	2910	2.2	13	2KJ3501- ■ CV25- ■ ■ C1 -Z P01		
356		29	4.21	2810	2.5	13	2KJ3501- ■ CV25- ■ ■ B1 -Z P01		
411		25	3.65	2710	2.9	13	2KJ3501- ■ CV25- ■ ■ A1 -Z P01		
1,1	B.29-LE90SM4P								
	81	130	17.82	4030	0.85	18	2KJ3501- ■ EK23- ■ ■ R1 -Z -		
	88	120	16.45	4080	0.92	18	2KJ3501- ■ EK23- ■ ■ Q1 -Z -		
	100	105	14.40	4080	1	18	2KJ3501- ■ EK23- ■ ■ P1 -Z -		
	114	92	12.63	3980	1.2	18	2KJ3501- ■ EK23- ■ ■ N1 -Z -		
	126	84	11.46	3900	1.3	18	2KJ3501- ■ EK23- ■ ■ M1 -Z -		
	134	79	10.78	3860	1.4	18	2KJ3501- ■ EK23- ■ ■ L1 -Z -		
	151	69	9.51	3760	1.6	18	2KJ3501- ■ EK23- ■ ■ K1 -Z -		
	175	60	8.25	3640	1.8	18	2KJ3501- ■ EK23- ■ ■ J1 -Z -		
	184	57	7.84	3540	1.3	18	2KJ3501- ■ EK23- ■ ■ H1 -Z -		
	195	54	7.38	3490	1.4	18	2KJ3501- ■ EK23- ■ ■ G1 -Z -		
	221	48	6.51	3380	1.6	18	2KJ3501- ■ EK23- ■ ■ F1 -Z -		
	255	41	5.65	3280	1.8	18	2KJ3501- ■ EK23- ■ ■ E1 -Z -		
	284	37	5.07	3240	2	18	2KJ3501- ■ EK23- ■ ■ D1 -Z -		
	301	35	4.78	3180	2.1	18	2KJ3501- ■ EK23- ■ ■ C1 -Z -		
342	31	4.21	3080	2.4	18	2KJ3501- ■ EK23- ■ ■ B1 -Z -			
395	27	3.65	2960	2.7	18	2KJ3501- ■ EK23- ■ ■ A1 -Z -			
1,1	B.19-FZ71ZME6TV								
	184	57	8.15	1550	0.82	12	2KJ3500- ■ CV25- ■ ■ J1 -Z P01		
	233	45	6.45	1550	0.86	12	2KJ3500- ■ CV25- ■ ■ F1 -Z P01		
	267	39	5.61	1550	0.94	12	2KJ3500- ■ CV25- ■ ■ E1 -Z P01		
	308	34	4.87	1550	1.0	12	2KJ3500- ■ CV25- ■ ■ D1 -Z P01		
	341	30	4.40	1550	1.1	12	2KJ3500- ■ CV25- ■ ■ C1 -Z P01		
	362	28	4.14	1550	1.1	12	2KJ3500- ■ CV25- ■ ■ B1 -Z P01		
416	25	3.61	1530	1.2	12	2KJ3500- ■ CV25- ■ ■ A1 -Z P01			
1,5	K.129-FZ90LBA6TV								
6.6	2180	228.30	40000	2.0	142	2KJ3512- ■ ES25- ■ ■ J2 -Z P01			

Article No. supplement

Shaft design	1 or 9	see page 10/51
Frequency and voltage	2 or 9	see page 11/2
Gearbox mounting type	A, F, H, C or D	see page 10/42

Geared motors up to 55 kW

Bevel geared motors**Selection and ordering data**

P_N	n_2	T_2	i	F_{R2}	f_B	m	Article No.	Additional identification code -Z with order code
kW	rpm	Nm	-	N	-	kg	(Article No. supplement, see below)	No. of poles
1,5	K.129-LE112ZMKA6P							
	4.3	3350	228.30	38600	1.3	170	2KJ3512- GH23- J2	-Z P01
	4.6	3090	210.74	38900	1.4	170	2KJ3512- GH23- H2	-Z P01
	5	2850	194.04	39100	1.5	170	2KJ3512- GH23- G2	-Z P01
	5.9	2430	165.47	39500	1.8	170	2KJ3512- GH23- F2	-Z P01
	K.129-LE90ZLR4P							
	6.3	2260	228.30	39700	1.9	154	2KJ3512- EM23- J2	-Z -
	6.9	2080	210.74	39900	2.1	154	2KJ3512- EM23- H2	-Z -
	K.109-FZ90LBA6TV							
	6.9	2060	216.65	24500	1.4	94	2KJ3511- ES25- H2	-Z P01
	7.7	1860	195.60	24500	1.6	94	2KJ3511- ES25- G2	-Z P01
	8.5	1690	177.43	24500	1.7	94	2KJ3511- ES25- F2	-Z P01
	9.2	1560	163.78	24500	1.9	94	2KJ3511- ES25- E2	-Z P01
	10.1	1420	148.88	24500	2.0	94	2KJ3511- ES25- D2	-Z P01
	K.109-LE112ZMKA6P							
	4.5	3180	216.65	24500	0.91	120	2KJ3511- GH23- H2	-Z P01
	5	2870	195.60	24500	1	120	2KJ3511- GH23- G2	-Z P01
5.5	2600	177.43	24500	1.1	120	2KJ3511- GH23- F2	-Z P01	
6	2400	163.78	24500	1.2	120	2KJ3511- GH23- E2	-Z P01	
K.109-LE90ZLR4P								
6.7	2140	216.65	24500	1.4	104	2KJ3511- EM23- H2	-Z -	
7.4	1930	195.60	24500	1.5	104	2KJ3511- EM23- G2	-Z -	
8.1	1750	177.43	24500	1.6	104	2KJ3511- EM23- F2	-Z -	
8.8	1620	163.78	24500	1.8	104	2KJ3511- EM23- E2	-Z -	
9.7	1470	148.88	24500	2	104	2KJ3511- EM23- D2	-Z -	
K.89-FZ90LBA6TV								
7.1	2010	210.72	18300	0.80	60	2KJ3510- ES25- J2	-Z P01	
7.9	1800	189.01	18300	0.89	60	2KJ3510- ES25- H2	-Z P01	
8.8	1620	169.94	18300	0.99	60	2KJ3510- ES25- G2	-Z P01	
9.8	1460	153.70	18300	1.1	60	2KJ3510- ES25- F2	-Z P01	
10.6	1350	141.88	18300	1.2	60	2KJ3510- ES25- E2	-Z P01	
11.5	1240	129.96	18300	1.3	60	2KJ3510- ES25- D2	-Z P01	
13.8	1040	109.04	18300	1.5	60	2KJ3510- ES25- C2	-Z P01	
14.6	980	102.63	18300	1.6	60	2KJ3510- ES25- B2	-Z P01	
15.9	895	94.16	18300	1.8	60	2KJ3510- ES25- A2	-Z P01	
18.2	785	82.25	18300	2.0	60	2KJ3510- ES25- X1	-Z P01	
20	700	73.64	18300	2.3	60	2KJ3510- ES25- W1	-Z P01	
K.89-LE90ZLR4P								
7.6	1870	189.01	18100	0.85	67	2KJ3510- EM23- H2	-Z -	
8.5	1680	169.94	18100	0.95	67	2KJ3510- EM23- G2	-Z -	
9.4	1520	153.70	18100	1.1	67	2KJ3510- EM23- F2	-Z -	
10	1400	141.88	18100	1.1	67	2KJ3510- EM23- E2	-Z -	
11	1280	129.96	18100	1.2	67	2KJ3510- EM23- D2	-Z -	
13	1080	109.04	18100	1.5	67	2KJ3510- EM23- C2	-Z -	
14	1010	102.63	18100	1.6	67	2KJ3510- EM23- B2	-Z -	
15	930	94.16	18100	1.7	67	2KJ3510- EM23- A2	-Z -	
18	815	82.25	18100	2	67	2KJ3510- EM23- X1	-Z -	
20	730	73.64	18100	2.2	67	2KJ3510- EM23- W1	-Z -	
K.79-FZ90LBA6TV								
14.4	995	104.32	14600	0.82	40	2KJ3508- ES25- A2	-Z P01	
17.3	825	86.56	14600	0.99	40	2KJ3508- ES25- X1	-Z P01	
18.4	775	81.47	14600	1.1	40	2KJ3508- ES25- W1	-Z P01	
19.5	730	76.94	14600	1.1	40	2KJ3508- ES25- V1	-Z P01	
23	625	65.47	14600	1.3	40	2KJ3508- ES25- U1	-Z P01	
27	535	56.08	14600	1.5	40	2KJ3508- ES25- T1	-Z P01	
30	470	49.31	14600	1.7	40	2KJ3508- ES25- S1	-Z P01	
36	395	41.60	14600	2.0	40	2KJ3508- ES25- R1	-Z P01	
41	345	36.26	14600	2.2	40	2KJ3508- ES25- Q1	-Z P01	
46	310	32.78	14600	2.6	40	2KJ3508- ES25- P1	-Z P01	
K.79-LE90ZLR4P								
17	855	86.56	13900	0.96	45	2KJ3508- EM23- X1	-Z -	

Article No. supplement

Shaft design	1 or 9	see page 10/51
Frequency and voltage	2 or 9	see page 11/2
Gearbox mounting type	A, F, H, C or D	see page 10/42

Selection and ordering data

P_N	n_2	T_2	i	F_{R2}	f_B	m	Article No.	Additional identification code -Z with order code
kW	rpm	Nm	-	N	-	kg	(Article No. supplement, see below)	No. of poles
1,5	K.79-LE90ZLR4P							
	18	805	81.47	14000	1	45	2KJ3508- ■ EM23- ■ ■ W1 -Z -	
	19	760	76.94	14000	1.1	45	2KJ3508- ■ EM23- ■ ■ V1 -Z -	
	22	645	65.47	14300	1.3	45	2KJ3508- ■ EM23- ■ ■ U1 -Z -	
	26	555	56.08	14400	1.5	45	2KJ3508- ■ EM23- ■ ■ T1 -Z -	
	29	485	49.31	14400	1.7	45	2KJ3508- ■ EM23- ■ ■ S1 -Z -	
	35	410	41.60	14400	1.9	45	2KJ3508- ■ EM23- ■ ■ R1 -Z -	
	40	355	36.26	14400	2.1	45	2KJ3508- ■ EM23- ■ ■ Q1 -Z -	
	44	325	32.78	14400	2.5	45	2KJ3508- ■ EM23- ■ ■ P1 -Z -	
	K.69-FZ90LBA6TV							
22	665	69.67	8950	0.90	34	2KJ3507- ■ ES25- ■ ■ W1 -Z P01		
23	625	65.57	8970	0.96	34	2KJ3507- ■ ES25- ■ ■ V1 -Z P01		
24	590	61.93	8970	1.0	34	2KJ3507- ■ ES25- ■ ■ U1 -Z P01		
28	500	52.69	8930	1.2	34	2KJ3507- ■ ES25- ■ ■ T1 -Z P01		
33	430	45.14	8810	1.4	34	2KJ3507- ■ ES25- ■ ■ S1 -Z P01		
38	375	39.69	8710	1.6	34	2KJ3507- ■ ES25- ■ ■ R1 -Z P01		
45	315	33.48	8520	1.8	34	2KJ3507- ■ ES25- ■ ■ Q1 -Z P01		
51	275	29.18	8330	2.0	34	2KJ3507- ■ ES25- ■ ■ P1 -Z P01		
58	245	26.05	8170	2.4	34	2KJ3507- ■ ES25- ■ ■ N1 -Z P01		
61	230	24.52	8080	2.5	34	2KJ3507- ■ ES25- ■ ■ M1 -Z P01		
65	220	23.15	7960	2.6	34	2KJ3507- ■ ES25- ■ ■ L1 -Z P01		
76	188	19.70	7700	3.0	34	2KJ3507- ■ ES25- ■ ■ K1 -Z P01		
89	161	16.88	7440	3.3	34	2KJ3507- ■ ES25- ■ ■ J1 -Z P01		
161	89	9.34	6260	4.1	34	2KJ3507- ■ ES25- ■ ■ E1 -Z P01		
K.69-LE90ZLR4P								
21	690	69.67	8680	0.87	40	2KJ3507- ■ EM23- ■ ■ W1 -Z -		
22	650	65.57	8690	0.92	40	2KJ3507- ■ EM23- ■ ■ V1 -Z -		
23	610	61.93	8720	0.98	40	2KJ3507- ■ EM23- ■ ■ U1 -Z -		
27	520	52.69	8680	1.1	40	2KJ3507- ■ EM23- ■ ■ T1 -Z -		
32	445	45.14	8590	1.3	40	2KJ3507- ■ EM23- ■ ■ S1 -Z -		
36	390	39.69	8490	1.5	40	2KJ3507- ■ EM23- ■ ■ R1 -Z -		
43	330	33.48	8300	1.7	40	2KJ3507- ■ EM23- ■ ■ Q1 -Z -		
50	285	29.18	8140	1.9	40	2KJ3507- ■ EM23- ■ ■ P1 -Z -		
55	255	26.05	7980	2.3	40	2KJ3507- ■ EM23- ■ ■ N1 -Z -		
59	240	24.52	7890	2.4	40	2KJ3507- ■ EM23- ■ ■ M1 -Z -		
62	225	23.15	7810	2.5	40	2KJ3507- ■ EM23- ■ ■ L1 -Z -		
73	195	19.70	7530	2.8	40	2KJ3507- ■ EM23- ■ ■ K1 -Z -		
86	167	16.88	7280	3.2	40	2KJ3507- ■ EM23- ■ ■ J1 -Z -		
97	147	14.84	7070	3.5	40	2KJ3507- ■ EM23- ■ ■ H1 -Z -		
155	93	9.34	6130	4	40	2KJ3507- ■ EM23- ■ ■ E1 -Z -		
K.49-FZ90LBA6TV								
28	505	52.93	4930	0.83	28	2KJ3505- ■ ES25- ■ ■ V1 -Z P01		
30	475	49.82	4980	0.88	28	2KJ3505- ■ ES25- ■ ■ U1 -Z P01		
34	425	44.63	5060	0.99	28	2KJ3505- ■ ES25- ■ ■ T1 -Z P01		
39	360	38.00	5130	1.2	28	2KJ3505- ■ ES25- ■ ■ S1 -Z P01		
46	310	32.57	5120	1.4	28	2KJ3505- ■ ES25- ■ ■ R1 -Z P01		
53	265	28.05	5110	1.6	28	2KJ3505- ■ ES25- ■ ■ Q1 -Z P01		
57	250	26.30	5070	1.7	28	2KJ3505- ■ ES25- ■ ■ P1 -Z P01		
64	220	23.28	5030	1.9	28	2KJ3505- ■ ES25- ■ ■ N1 -Z P01		
77	185	19.38	4900	2.3	28	2KJ3505- ■ ES25- ■ ■ M1 -Z P01		
82	174	18.24	4860	2.4	28	2KJ3505- ■ ES25- ■ ■ L1 -Z P01		
92	156	16.34	4770	2.7	28	2KJ3505- ■ ES25- ■ ■ K1 -Z P01		
108	132	13.91	4650	3.2	28	2KJ3505- ■ ES25- ■ ■ J1 -Z P01		
126	113	11.93	4510	3.7	28	2KJ3505- ■ ES25- ■ ■ H1 -Z P01		
154	93	9.75	4270	3.0	28	2KJ3505- ■ ES25- ■ ■ F1 -Z P01		
163	87	9.18	4220	3.1	28	2KJ3505- ■ ES25- ■ ■ E1 -Z P01		
182	78	8.22	4110	3.2	28	2KJ3505- ■ ES25- ■ ■ D1 -Z P01		
214	66	7.00	3970	3.6	28	2KJ3505- ■ ES25- ■ ■ C1 -Z P01		
250	57	6.00	3810	3.9	28	2KJ3505- ■ ES25- ■ ■ B1 -Z P01		
290	49	5.17	3670	4.3	28	2KJ3505- ■ ES25- ■ ■ A1 -Z P01		

Article No. supplement

Shaft design	1 or 9	see page 10/51
Frequency and voltage	2 or 9	see page 11/2
Gearbox mounting type	A, F, H, C or D	see page 10/42

Geared motors up to 55 kW

Bevel geared motors**Selection and ordering data**

P_N	n_2	T_2	i	F_{R2}	f_B	m	Article No.	Additional identification code -Z with order code
kW	rpm	Nm	-	N	-	kg	(Article No. supplement, see below)	No. of poles
1,5	K.49-LE90ZLR4P							
	27	525	52.93	4880	0.8	33	2KJ3505- EM23- V1	-Z -
	29	490	49.82	4970	0.85	33	2KJ3505- EM23- U1	-Z -
	32	440	44.63	5040	0.95	33	2KJ3505- EM23- T1	-Z -
	38	375	38.00	5110	1.1	33	2KJ3505- EM23- S1	-Z -
	44	320	32.57	5130	1.3	33	2KJ3505- EM23- R1	-Z -
	52	275	28.05	5110	1.5	33	2KJ3505- EM23- Q1	-Z -
	55	260	26.30	5080	1.6	33	2KJ3505- EM23- P1	-Z -
	62	230	23.28	5030	1.8	33	2KJ3505- EM23- N1	-Z -
	75	192	19.38	4920	2.2	33	2KJ3505- EM23- M1	-Z -
	79	181	18.24	4880	2.3	33	2KJ3505- EM23- L1	-Z -
	88	162	16.34	4800	2.6	33	2KJ3505- EM23- K1	-Z -
	104	138	13.91	4670	3	33	2KJ3505- EM23- J1	-Z -
	121	118	11.93	4540	3.6	33	2KJ3505- EM23- H1	-Z -
	148	97	9.75	4290	2.8	33	2KJ3505- EM23- F1	-Z -
	157	91	9.18	4240	3	33	2KJ3505- EM23- E1	-Z -
	176	82	8.22	4140	3.1	33	2KJ3505- EM23- D1	-Z -
	206	69	7.00	3990	3.5	33	2KJ3505- EM23- C1	-Z -
	241	60	6.00	3840	3.8	33	2KJ3505- EM23- B1	-Z -
	279	51	5.17	3700	4.1	33	2KJ3505- EM23- A1	-Z -
3	K.39-FZ90LBA6TV							
	54	260	27.70	4160	0.83	22	2KJ3504- ES25- R1	-Z P01
	56	255	26.89	4140	0.86	22	2KJ3504- ES25- Q1	-Z P01
	63	225	23.97	4160	0.96	22	2KJ3504- ES25- P1	-Z P01
	68	210	22.12	4130	1.0	22	2KJ3504- ES25- N1	-Z P01
	77	184	19.37	4100	1.2	22	2KJ3504- ES25- M1	-Z P01
	88	162	16.98	4040	1.4	22	2KJ3504- ES25- L1	-Z P01
	97	147	15.41	4000	1.5	22	2KJ3504- ES25- K1	-Z P01
	103	138	14.50	3970	1.6	22	2KJ3504- ES25- J1	-Z P01
	117	122	12.78	3900	1.8	22	2KJ3504- ES25- H1	-Z P01
	135	105	11.09	3820	2.1	22	2KJ3504- ES25- G1	-Z P01
	149	95	10.04	3620	1.9	22	2KJ3504- ES25- F1	-Z P01
	170	84	8.81	3540	2.2	22	2KJ3504- ES25- E1	-Z P01
	188	76	7.99	3480	2.3	22	2KJ3504- ES25- D1	-Z P01
	199	71	7.52	3440	2.4	22	2KJ3504- ES25- C1	-Z P01
	226	63	6.63	3350	2.5	22	2KJ3504- ES25- B1	-Z P01
261	54	5.75	3260	2.7	22	2KJ3504- ES25- A1	-Z P01	
5	K.39-LE90ZLR4P							
	52	275	27.70	4270	0.8	27	2KJ3504- EM23- R1	-Z -
	54	265	26.89	4290	0.83	27	2KJ3504- EM23- Q1	-Z -
	60	235	23.97	4310	0.93	27	2KJ3504- EM23- P1	-Z -
	65	215	22.12	4320	1	27	2KJ3504- EM23- N1	-Z -
	75	192	19.37	4260	1.1	27	2KJ3504- EM23- M1	-Z -
	85	168	16.98	4220	1.3	27	2KJ3504- EM23- L1	-Z -
	94	153	15.41	4170	1.4	27	2KJ3504- EM23- K1	-Z -
	100	144	14.50	4140	1.5	27	2KJ3504- EM23- J1	-Z -
	113	127	12.78	4070	1.7	27	2KJ3504- EM23- H1	-Z -
	130	110	11.09	3980	2	27	2KJ3504- EM23- G1	-Z -
	144	100	10.04	3770	1.8	27	2KJ3504- EM23- F1	-Z -
	164	87	8.81	3700	2.1	27	2KJ3504- EM23- E1	-Z -
	181	79	7.99	3640	2.2	27	2KJ3504- EM23- D1	-Z -
	192	74	7.52	3600	2.3	27	2KJ3504- EM23- C1	-Z -
	218	66	6.63	3500	2.4	27	2KJ3504- EM23- B1	-Z -
251	57	5.75	3400	2.6	27	2KJ3504- EM23- A1	-Z -	
7.5	B.49-FZ90LBA6TV							
	28	510	53.89	8840	0.87	26	2KJ3503- ES25- B2	-Z P01
	33	435	45.83	8710	1.0	26	2KJ3503- ES25- A2	-Z P01
	36	395	41.67	8620	1.1	26	2KJ3503- ES25- X1	-Z P01
	40	355	37.18	8470	1.3	26	2KJ3503- ES25- W1	-Z P01
	45	315	33.33	8350	1.4	26	2KJ3503- ES25- V1	-Z P01
50	285	30.05	8200	1.6	26	2KJ3503- ES25- U1	-Z P01	

Article No. supplement

Shaft design	1 or 9	see page 10/51
Frequency and voltage	2 or 9	see page 11/2
Gearbox mounting type	A, F, H, C or D	see page 10/42

Selection and ordering data

P_N	n_2	T_2	i	F_{R2}	f_B	m	Article No.	Additional identification code -Z with order code
kW	rpm	Nm	-	N	-	kg	(Article No. supplement, see below)	No. of poles
1,5	B.49-FZ90LBA6TV							
	54	260	27.74	8110	1.7	26	2KJ3503- ES25- T1	-Z P01
	59	240	25.32	7950	1.9	26	2KJ3503- ES25- S1	-Z P01
	71	200	21.01	7640	2.2	26	2KJ3503- ES25- R1	-Z P01
	76	188	19.77	7540	2.4	26	2KJ3503- ES25- Q1	-Z P01
	80	178	18.67	7450	2.5	26	2KJ3503- ES25- P1	-Z P01
	94	151	15.89	7180	3.0	26	2KJ3503- ES25- N1	-Z P01
	110	129	13.61	6910	3.5	26	2KJ3503- ES25- M1	-Z P01
	181	79	8.29	6120	4.2	26	2KJ3503- ES25- H1	-Z P01
	B.49-LE90ZLR4P							
	27	530	53.89	8600	0.84	31	2KJ3503- EM23- B2	-Z -
	32	450	45.83	8500	0.99	31	2KJ3503- EM23- A2	-Z -
	35	410	41.67	8400	1.1	31	2KJ3503- EM23- X1	-Z -
	39	365	37.18	8290	1.2	31	2KJ3503- EM23- W1	-Z -
	43	330	33.33	8140	1.4	31	2KJ3503- EM23- V1	-Z -
	48	295	30.05	8020	1.5	31	2KJ3503- EM23- U1	-Z -
	52	275	27.74	7890	1.6	31	2KJ3503- EM23- T1	-Z -
	57	250	25.32	7760	1.8	31	2KJ3503- EM23- S1	-Z -
69	205	21.01	7490	2.2	31	2KJ3503- EM23- R1	-Z -	
73	196	19.77	7380	2.3	31	2KJ3503- EM23- Q1	-Z -	
77	185	18.67	7290	2.4	31	2KJ3503- EM23- P1	-Z -	
91	158	15.89	7020	2.9	31	2KJ3503- EM23- N1	-Z -	
106	135	13.61	6770	3.3	31	2KJ3503- EM23- M1	-Z -	
174	82	8.29	6000	4	31	2KJ3503- EM23- H1	-Z -	
185	77	7.80	5900	4.3	31	2KJ3503- EM23- G1	-Z -	
B.39-FZ90LBA6TV								
48	295	31.11	6980	0.84	21	2KJ3502- ES25- T1	-Z P01	
55	260	27.50	6980	0.95	21	2KJ3502- ES25- S1	-Z P01	
60	235	25.00	6980	1.0	21	2KJ3502- ES25- R1	-Z P01	
68	205	21.90	6970	1.2	21	2KJ3502- ES25- Q1	-Z P01	
74	193	20.21	6830	1.3	21	2KJ3502- ES25- P1	-Z P01	
84	170	17.90	6680	1.5	21	2KJ3502- ES25- N1	-Z P01	
101	142	14.90	6430	1.8	21	2KJ3502- ES25- M1	-Z P01	
107	133	14.02	6340	1.9	21	2KJ3502- ES25- L1	-Z P01	
119	119	12.56	6190	2.1	21	2KJ3502- ES25- K1	-Z P01	
140	102	10.69	5950	2.4	21	2KJ3502- ES25- J1	-Z P01	
164	87	9.17	5730	2.6	21	2KJ3502- ES25- H1	-Z P01	
190	75	7.89	5510	2.9	21	2KJ3502- ES25- G1	-Z P01	
227	63	6.60	5300	3.2	21	2KJ3502- ES25- F1	-Z P01	
242	59	6.21	5210	3.4	21	2KJ3502- ES25- E1	-Z P01	
270	53	5.56	5050	3.8	21	2KJ3502- ES25- D1	-Z P01	
316	45	4.74	4830	4.4	21	2KJ3502- ES25- C1	-Z P01	
369	38	4.06	4620	5.2	21	2KJ3502- ES25- B1	-Z P01	
B.39-LE90ZLR4P								
46	305	31.11	6980	0.81	26	2KJ3502- EM23- T1	-Z -	
53	270	27.50	6980	0.92	26	2KJ3502- EM23- S1	-Z -	
58	245	25.00	6980	1	26	2KJ3502- EM23- R1	-Z -	
66	215	21.90	6980	1.2	26	2KJ3502- EM23- Q1	-Z -	
71	200	20.21	6890	1.2	26	2KJ3502- EM23- P1	-Z -	
81	177	17.90	6730	1.4	26	2KJ3502- EM23- N1	-Z -	
97	148	14.90	6480	1.7	26	2KJ3502- EM23- M1	-Z -	
103	139	14.02	6390	1.8	26	2KJ3502- EM23- L1	-Z -	
115	125	12.56	6230	2	26	2KJ3502- EM23- K1	-Z -	
135	106	10.69	6000	2.3	26	2KJ3502- EM23- J1	-Z -	
158	91	9.17	5780	2.5	26	2KJ3502- EM23- H1	-Z -	
183	78	7.89	5560	2.8	26	2KJ3502- EM23- G1	-Z -	
219	65	6.60	5350	3.1	26	2KJ3502- EM23- F1	-Z -	
233	62	6.21	5260	3.2	26	2KJ3502- EM23- E1	-Z -	
260	55	5.56	5100	3.6	26	2KJ3502- EM23- D1	-Z -	
305	47	4.74	4870	4.3	26	2KJ3502- EM23- C1	-Z -	
356	40	4.06	4660	5	26	2KJ3502- EM23- B1	-Z -	

Article No. supplement

Shaft design	1 or 9	see page 10/51
Frequency and voltage	2 or 9	see page 11/2
Gearbox mounting type	A, F, H, C or D	see page 10/42

Geared motors up to 55 kW

Bevel geared motors

Selection and ordering data

P_N	n_2	T_2	i	F_{R2}	f_B	m	Article No.	Additional identification code -Z with order code		
kW	rpm	Nm	-	N	-	kg	(Article No. supplement, see below)	No. of poles		
1,5	B.39-LE90ZLR4P									
	413	35	3.50	4450	5.5	26	2KJ3502- ES25- A1 -Z -			
	B.29-FZ90LBA6TV									
	104	137	14.40	2670	0.80	16	2KJ3501- ES25- P1 -Z P01			
	119	120	12.63	2730	0.91	16	2KJ3501- ES25- N1 -Z P01			
	131	109	11.46	2760	1.0	16	2KJ3501- ES25- M1 -Z P01			
	139	102	10.78	2790	1.1	16	2KJ3501- ES25- L1 -Z P01			
	158	90	9.51	2830	1.2	16	2KJ3501- ES25- K1 -Z P01			
	182	78	8.25	2870	1.4	16	2KJ3501- ES25- J1 -Z P01			
	191	74	7.84	2880	1.0	16	2KJ3501- ES25- H1 -Z P01			
	203	70	7.38	2890	1.1	16	2KJ3501- ES25- G1 -Z P01			
	230	62	6.51	2920	1.2	16	2KJ3501- ES25- F1 -Z P01			
	265	53	5.65	2860	1.4	16	2KJ3501- ES25- E1 -Z P01			
	296	48	5.07	2850	1.5	16	2KJ3501- ES25- D1 -Z P01			
	314	45	4.78	2810	1.6	16	2KJ3501- ES25- C1 -Z P01			
	356	40	4.21	2720	1.8	16	2KJ3501- ES25- B1 -Z P01			
	411	34	3.65	2630	2.1	16	2KJ3501- ES25- A1 -Z P01			
	2,2	B.29-LE90ZLR4P								
		114	125	12.63	3670	0.88	21	2KJ3501- EM23- N1 -Z -		
		126	114	11.46	3620	0.97	21	2KJ3501- EM23- M1 -Z -		
		134	107	10.78	3590	1	21	2KJ3501- EM23- L1 -Z -		
		152	94	9.51	3520	1.2	21	2KJ3501- EM23- K1 -Z -		
		175	82	8.25	3430	1.3	21	2KJ3501- EM23- J1 -Z -		
		184	78	7.84	3320	0.96	21	2KJ3501- EM23- H1 -Z -		
		196	73	7.38	3290	1	21	2KJ3501- EM23- G1 -Z -		
		222	64	6.51	3220	1.2	21	2KJ3501- EM23- F1 -Z -		
		256	56	5.65	3120	1.3	21	2KJ3501- EM23- E1 -Z -		
		285	50	5.07	3120	1.5	21	2KJ3501- EM23- D1 -Z -		
		302	47	4.78	3070	1.6	21	2KJ3501- EM23- C1 -Z -		
		343	42	4.21	2970	1.8	21	2KJ3501- EM23- B1 -Z -		
		396	36	3.65	2870	2	21	2KJ3501- EM23- A1 -Z -		
		2,2	K.149-LE132SQA6P							
			4.1	5100	237.03	65000	1.6	283	2KJ3513- HG23- J2 -Z P01	
			4.8	4370	202.86	65000	1.8	283	2KJ3513- HG23- H2 -Z P01	
	5.1		4110	190.92	65000	1.9	283	2KJ3513- HG23- G2 -Z P01		
	5.4		3850	178.97	65000	2.1	283	2KJ3513- HG23- F2 -Z P01		
	K.129-FZ90LDA6TV									
6.6	3190		228.30	40000	1.4	145	2KJ3512- ET25- J2 -Z P01			
7.1	2950		210.74	40000	1.5	145	2KJ3512- ET25- H2 -Z P01			
7.7	2710		194.04	40000	1.6	145	2KJ3512- ET25- G2 -Z P01			
9.1	2310		165.47	40000	1.9	145	2KJ3512- ET25- F2 -Z P01			
9.6	2180		155.74	40000	2.0	145	2KJ3512- ET25- E2 -Z P01			
10.4	2020		144.53	40000	2.2	145	2KJ3512- ET25- D2 -Z P01			
K.129-LE132SQA6P										
5	4180		194.04	37800	1.1	200	2KJ3512- HG23- G2 -Z P01			
5.9	3560		165.47	38400	1.2	200	2KJ3512- HG23- F2 -Z P01			
K.129-LE100ZLSA4P										
6.4	3270		228.30	38700	1.3	170	2KJ3512- FN23- J2 -Z -			
7	3020		210.74	38900	1.5	170	2KJ3512- FN23- H2 -Z -			
7.5	2780		194.04	39200	1.6	170	2KJ3512- FN23- G2 -Z -			
8.9	2370		165.47	39600	1.9	170	2KJ3512- FN23- F2 -Z -			
9.4	2230		155.74	39700	2	170	2KJ3512- FN23- E2 -Z -			
10	2070		144.53	39900	2.1	170	2KJ3512- FN23- D2 -Z -			
K.109-FZ90LDA6TV										
6.9	3030		216.65	24500	0.96	97	2KJ3511- ET25- H2 -Z P01			
7.7	2730		195.60	24500	1.1	97	2KJ3511- ET25- G2 -Z P01			
8.5	2480		177.43	24500	1.2	97	2KJ3511- ET25- F2 -Z P01			
9.2	2290		163.78	24500	1.3	97	2KJ3511- ET25- E2 -Z P01			
10.1	2080	148.88	24500	1.4	97	2KJ3511- ET25- D2 -Z P01				
11.9	1760	126.07	24500	1.6	97	2KJ3511- ET25- C2 -Z P01				
12.6	1660	118.65	24500	1.7	97	2KJ3511- ET25- B2 -Z P01				

Article No. supplement

Shaft design	1 or 9	see page 10/51
Frequency and voltage	2 or 9	see page 11/2
Gearbox mounting type	A, F, H, C or D	see page 10/42

Selection and ordering data

P_N	n_2	T_2	i	F_{R2}	f_B	m	Article No.	Additional identification code -Z with order code
kW	rpm	Nm	-	N	-	kg	(Article No. supplement, see below)	No. of poles
2,2	K.109-FZ90LDA6TV							
	13.7	1530	109.57	24500	1.9	97	2KJ3511- ET25- A2 -Z	P01
	15.4	1360	97.49	24500	2.1	97	2KJ3511- ET25- X1 -Z	P01
	K.109-LE100ZLSA4P							
	6.8	3100	216.65	24500	0.93	119	2KJ3511- FN23- H2 -Z	-
	7.5	2800	195.60	24500	1	119	2KJ3511- FN23- G2 -Z	-
	8.3	2540	177.43	24500	1.1	119	2KJ3511- FN23- F2 -Z	-
	8.9	2340	163.78	24500	1.2	119	2KJ3511- FN23- E2 -Z	-
	9.8	2130	148.88	24500	1.4	119	2KJ3511- FN23- D2 -Z	-
	12	1700	118.65	24500	1.7	119	2KJ3511- FN23- B2 -Z	-
	12	1800	126.07	24500	1.6	119	2KJ3511- FN23- C2 -Z	-
	13	1570	109.57	24500	1.8	119	2KJ3511- FN23- A2 -Z	-
	15	1390	97.49	24500	2.1	119	2KJ3511- FN23- X1 -Z	-
	17	1240	86.59	24500	2.3	119	2KJ3511- FN23- W1 -Z	-
	K.89-FZ90LDA6TV							
	10.6	1980	141.88	18300	0.81	63	2KJ3510- ET25- E2 -Z	P01
	11.5	1820	129.96	18300	0.88	63	2KJ3510- ET25- D2 -Z	P01
	13.8	1520	109.04	18300	1.0	63	2KJ3510- ET25- C2 -Z	P01
	14.6	1430	102.63	18300	1.1	63	2KJ3510- ET25- B2 -Z	P01
	15.9	1310	94.16	18300	1.2	63	2KJ3510- ET25- A2 -Z	P01
	18.2	1150	82.25	18300	1.4	63	2KJ3510- ET25- X1 -Z	P01
	20	1030	73.64	18300	1.6	63	2KJ3510- ET25- W1 -Z	P01
	23	900	64.39	18300	1.8	63	2KJ3510- ET25- V1 -Z	P01
	27	770	55.27	18300	2.1	63	2KJ3510- ET25- U1 -Z	P01
	31	680	48.85	18300	2.3	63	2KJ3510- ET25- T1 -Z	P01
	K.89-LE100ZLSA4P							
	11	1860	129.96	18100	0.86	84	2KJ3510- FN23- D2 -Z	-
	13	1560	109.04	18100	1	84	2KJ3510- FN23- C2 -Z	-
	14	1470	102.63	18100	1.1	84	2KJ3510- FN23- B2 -Z	-
	16	1350	94.16	18100	1.2	84	2KJ3510- FN23- A2 -Z	-
	18	1180	82.25	18100	1.4	84	2KJ3510- FN23- X1 -Z	-
	20	1050	73.64	18100	1.5	84	2KJ3510- FN23- W1 -Z	-
	23	920	64.39	18100	1.7	84	2KJ3510- FN23- V1 -Z	-
	27	790	55.27	18100	2	84	2KJ3510- FN23- U1 -Z	-
	30	700	48.85	18100	2.3	84	2KJ3510- FN23- T1 -Z	-
	35	595	41.54	18100	2.6	84	2KJ3510- FN23- S1 -Z	-
	K.79-FZ90LDA6TV							
	23	915	65.47	14600	0.89	43	2KJ3508- ET25- U1 -Z	P01
	27	785	56.08	14600	1.0	43	2KJ3508- ET25- T1 -Z	P01
	30	690	49.31	14600	1.2	43	2KJ3508- ET25- S1 -Z	P01
	36	580	41.60	14600	1.4	43	2KJ3508- ET25- R1 -Z	P01
	41	505	36.26	14600	1.5	43	2KJ3508- ET25- Q1 -Z	P01
	46	455	32.78	14600	1.8	43	2KJ3508- ET25- P1 -Z	P01
	55	380	27.20	14600	2.1	43	2KJ3508- ET25- N1 -Z	P01
	59	355	25.60	14600	2.2	43	2KJ3508- ET25- M1 -Z	P01
	62	335	24.17	14600	2.3	43	2KJ3508- ET25- L1 -Z	P01
	73	285	20.57	14600	2.6	43	2KJ3508- ET25- K1 -Z	P01
	85	245	17.62	14600	2.9	43	2KJ3508- ET25- J1 -Z	P01
	97	215	15.49	14600	3.2	43	2KJ3508- ET25- H1 -Z	P01
	115	183	13.07	14600	3.6	43	2KJ3508- ET25- G1 -Z	P01
	143	147	10.51	14600	3.0	43	2KJ3508- ET25- E1 -Z	P01
	166	126	9.01	14600	3.6	43	2KJ3508- ET25- D1 -Z	P01
	189	110	7.92	14100	4.1	43	2KJ3508- ET25- C1 -Z	P01
	K.79-LE100ZLSA4P							
	22	935	65.47	13700	0.87	63	2KJ3508- FN23- U1 -Z	-
	26	800	56.08	14000	1	63	2KJ3508- FN23- T1 -Z	-
	30	705	49.31	14200	1.2	63	2KJ3508- FN23- S1 -Z	-
	35	595	41.60	14400	1.3	63	2KJ3508- FN23- R1 -Z	-
	40	520	36.26	14400	1.5	63	2KJ3508- FN23- Q1 -Z	-
	45	470	32.78	14400	1.7	63	2KJ3508- FN23- P1 -Z	-
	54	390	27.20	14400	2.1	63	2KJ3508- FN23- N1 -Z	-

Article No. supplement

Shaft design	1 or 9	see page 10/51
Frequency and voltage	2 or 9	see page 11/2
Gearbox mounting type	A, F, H, C or D	see page 10/42

Geared motors up to 55 kW

Bevel geared motors**Selection and ordering data**

P_N	n_2	T_2	i	F_{R2}	f_B	m	Article No.	Additional identification code -Z with order code
kW	rpm	Nm	-	N	-	kg	(Article No. supplement, see below)	No. of poles
2,2	K.79-LE100ZLSA4P							
	57	365	25.60	14400	2.1	63	2KJ3508- FN23- M1	-Z -
	61	345	24.17	14400	2.2	63	2KJ3508- FN23- L1	-Z -
	71	295	20.57	14400	2.5	63	2KJ3508- FN23- K1	-Z -
	83	250	17.62	14400	2.8	63	2KJ3508- FN23- J1	-Z -
	95	220	15.49	14400	3.1	63	2KJ3508- FN23- H1	-Z -
	112	187	13.07	14400	3.5	63	2KJ3508- FN23- G1	-Z -
	139	151	10.51	14400	3	63	2KJ3508- FN23- E1	-Z -
	163	129	9.01	13800	3.5	63	2KJ3508- FN23- D1	-Z -
	185	114	7.92	13300	4	63	2KJ3508- FN23- C1	-Z -
	K.69-FZ90LDA6TV							
	28	735	52.69	7210	0.81	38	2KJ3507- ET25- T1	-Z P01
	33	630	45.14	7340	0.95	38	2KJ3507- ET25- S1	-Z P01
	38	555	39.69	7390	1.1	38	2KJ3507- ET25- R1	-Z P01
	45	465	33.48	7420	1.2	38	2KJ3507- ET25- Q1	-Z P01
	51	405	29.18	7380	1.4	38	2KJ3507- ET25- P1	-Z P01
	58	360	26.05	7320	1.6	38	2KJ3507- ET25- N1	-Z P01
	61	340	24.52	7270	1.7	38	2KJ3507- ET25- M1	-Z P01
	65	320	23.15	7230	1.8	38	2KJ3507- ET25- L1	-Z P01
	76	275	19.70	7060	2.0	38	2KJ3507- ET25- K1	-Z P01
	89	235	16.88	6900	2.2	38	2KJ3507- ET25- J1	-Z P01
	101	205	14.84	6760	2.5	38	2KJ3507- ET25- H1	-Z P01
	120	175	12.52	6520	2.8	38	2KJ3507- ET25- G1	-Z P01
	137	152	10.91	6340	3.1	38	2KJ3507- ET25- F1	-Z P01
	161	130	9.34	5880	2.8	38	2KJ3507- ET25- E1	-Z P01
	187	112	8.01	5690	3.3	38	2KJ3507- ET25- D1	-Z P01
	213	98	7.04	5540	3.7	38	2KJ3507- ET25- C1	-Z P01
	253	83	5.94	5320	4.1	38	2KJ3507- ET25- B1	-Z P01
	290	72	5.18	5150	4.5	38	2KJ3507- ET25- A1	-Z P01
	K.69-LE100ZLSA4P							
	32	645	45.14	7110	0.93	57	2KJ3507- FN23- S1	-Z -
	37	565	39.69	7190	1.1	57	2KJ3507- FN23- R1	-Z -
	44	480	33.48	7180	1.2	57	2KJ3507- FN23- Q1	-Z -
	50	415	29.18	7170	1.3	57	2KJ3507- FN23- P1	-Z -
	56	370	26.05	7110	1.6	57	2KJ3507- FN23- N1	-Z -
	60	350	24.52	7060	1.7	57	2KJ3507- FN23- M1	-Z -
	63	330	23.15	7020	1.8	57	2KJ3507- FN23- L1	-Z -
	74	280	19.70	6890	2	57	2KJ3507- FN23- K1	-Z -
	87	240	16.88	6720	2.2	57	2KJ3507- FN23- J1	-Z -
	99	210	14.84	6580	2.4	57	2KJ3507- FN23- H1	-Z -
	117	180	12.52	6350	2.7	57	2KJ3507- FN23- G1	-Z -
	134	156	10.91	6180	3	57	2KJ3507- FN23- F1	-Z -
	157	134	9.34	5730	2.8	57	2KJ3507- FN23- E1	-Z -
	183	115	8.01	5550	3.2	57	2KJ3507- FN23- D1	-Z -
	208	101	7.04	5400	3.6	57	2KJ3507- FN23- C1	-Z -
	247	85	5.94	5190	4	57	2KJ3507- FN23- B1	-Z -
	283	74	5.18	5020	4.4	57	2KJ3507- FN23- A1	-Z -
	K.49-FZ90LDA6TV							
	46	455	32.57	3990	0.92	31	2KJ3505- ET25- R1	-Z P01
	53	390	28.05	4130	1.1	31	2KJ3505- ET25- Q1	-Z P01
	57	365	26.30	4170	1.1	31	2KJ3505- ET25- P1	-Z P01
	64	325	23.28	4210	1.3	31	2KJ3505- ET25- N1	-Z P01
	77	270	19.38	4240	1.5	31	2KJ3505- ET25- M1	-Z P01
	82	255	18.24	4230	1.6	31	2KJ3505- ET25- L1	-Z P01
	92	225	16.34	4240	1.8	31	2KJ3505- ET25- K1	-Z P01
	108	194	13.91	4170	2.2	31	2KJ3505- ET25- J1	-Z P01
	126	167	11.93	4090	2.5	31	2KJ3505- ET25- H1	-Z P01
	146	143	10.27	4020	2.9	31	2KJ3505- ET25- G1	-Z P01
	154	136	9.75	3910	2.0	31	2KJ3505- ET25- F1	-Z P01
	163	128	9.18	3880	2.1	31	2KJ3505- ET25- E1	-Z P01
	182	115	8.22	3810	2.2	31	2KJ3505- ET25- D1	-Z P01

Article No. supplement

Shaft design	1 or 9	see page 10/51
Frequency and voltage	2 or 9	see page 11/2
Gearbox mounting type	A, F, H, C or D	see page 10/42

Selection and ordering data

P_N	n_2	T_2	i	F_{R2}	f_B	m	Article No.	Additional identification code -Z with order code
kW	rpm	Nm	-	N	-	kg	(Article No. supplement, see below)	No. of poles
2,2	K.49-FZ90LDA6TV							
	214	98	7.00	3700	2.4	31	2KJ3505- ET25- C1	-Z P01
	250	84	6.00	3590	2.7	31	2KJ3505- ET25- B1	-Z P01
	290	72	5.17	3480	2.9	31	2KJ3505- ET25- A1	-Z P01
K.49-LE100ZLSA4P								
45	465	32.57	3970	0.9	51	2KJ3505- FN23- R1	-Z -	
52	400	28.05	4110	1	51	2KJ3505- FN23- Q1	-Z -	
56	375	26.30	4150	1.1	51	2KJ3505- FN23- P1	-Z -	
63	330	23.28	4220	1.3	51	2KJ3505- FN23- N1	-Z -	
76	275	19.38	4240	1.5	51	2KJ3505- FN23- M1	-Z -	
80	260	18.24	4230	1.6	51	2KJ3505- FN23- L1	-Z -	
90	230	16.34	4240	1.8	51	2KJ3505- FN23- K1	-Z -	
105	199	13.91	4170	2.1	51	2KJ3505- FN23- J1	-Z -	
123	171	11.93	4100	2.5	51	2KJ3505- FN23- H1	-Z -	
143	147	10.27	4020	2.8	51	2KJ3505- FN23- G1	-Z -	
150	140	9.75	3910	2	51	2KJ3505- FN23- F1	-Z -	
160	132	9.18	3880	2.1	51	2KJ3505- FN23- E1	-Z -	
178	118	8.22	3810	2.2	51	2KJ3505- FN23- D1	-Z -	
209	100	7.00	3710	2.4	51	2KJ3505- FN23- C1	-Z -	
244	86	6.00	3600	2.6	51	2KJ3505- FN23- B1	-Z -	
283	74	5.17	3490	2.8	51	2KJ3505- FN23- A1	-Z -	
K.39-FZ90LDA6TV								
77	270	19.37	3350	0.81	24	2KJ3504- ET25- M1	-Z P01	
88	235	16.98	3410	0.93	24	2KJ3504- ET25- L1	-Z P01	
97	215	15.41	3410	1.0	24	2KJ3504- ET25- K1	-Z P01	
103	200	14.50	3430	1.1	24	2KJ3504- ET25- J1	-Z P01	
117	179	12.78	3400	1.2	24	2KJ3504- ET25- H1	-Z P01	
135	155	11.09	3380	1.4	24	2KJ3504- ET25- G1	-Z P01	
149	140	10.04	3170	1.3	24	2KJ3504- ET25- F1	-Z P01	
170	123	8.81	3150	1.5	24	2KJ3504- ET25- E1	-Z P01	
188	111	7.99	3130	1.6	24	2KJ3504- ET25- D1	-Z P01	
199	105	7.52	3100	1.6	24	2KJ3504- ET25- C1	-Z P01	
226	92	6.63	3060	1.7	24	2KJ3504- ET25- B1	-Z P01	
261	80	5.75	3000	1.9	24	2KJ3504- ET25- A1	-Z P01	
K.39-LE100ZLSA4P								
86	240	16.98	3540	0.9	41	2KJ3504- FN23- L1	-Z -	
95	220	15.41	3540	1	41	2KJ3504- FN23- K1	-Z -	
101	205	14.50	3570	1.1	41	2KJ3504- FN23- J1	-Z -	
115	183	12.78	3540	1.2	41	2KJ3504- FN23- H1	-Z -	
132	159	11.09	3520	1.4	41	2KJ3504- FN23- G1	-Z -	
146	144	10.04	3290	1.3	41	2KJ3504- FN23- F1	-Z -	
166	126	8.81	3270	1.4	41	2KJ3504- FN23- E1	-Z -	
183	115	7.99	3240	1.5	41	2KJ3504- FN23- D1	-Z -	
195	108	7.52	3220	1.6	41	2KJ3504- FN23- C1	-Z -	
221	95	6.63	3180	1.7	41	2KJ3504- FN23- B1	-Z -	
255	82	5.75	3120	1.8	41	2KJ3504- FN23- A1	-Z -	
B.49-FZ90LDA6TV								
40	520	37.18	7340	0.86	28	2KJ3503- ET25- W1	-Z P01	
45	465	33.33	7330	0.96	28	2KJ3503- ET25- V1	-Z P01	
50	420	30.05	7280	1.1	28	2KJ3503- ET25- U1	-Z P01	
54	385	27.74	7250	1.2	28	2KJ3503- ET25- T1	-Z P01	
59	350	25.32	7190	1.3	28	2KJ3503- ET25- S1	-Z P01	
71	290	21.01	7020	1.5	28	2KJ3503- ET25- R1	-Z P01	
76	275	19.77	6950	1.6	28	2KJ3503- ET25- Q1	-Z P01	
80	260	18.67	6880	1.7	28	2KJ3503- ET25- P1	-Z P01	
94	220	15.89	6700	2.0	28	2KJ3503- ET25- N1	-Z P01	
110	190	13.61	6500	2.4	28	2KJ3503- ET25- M1	-Z P01	
125	167	11.97	6330	2.7	28	2KJ3503- ET25- L1	-Z P01	
149	141	10.10	6090	3.2	28	2KJ3503- ET25- K1	-Z P01	
170	123	8.80	5900	3.7	28	2KJ3503- ET25- J1	-Z P01	
181	116	8.29	5890	2.8	28	2KJ3503- ET25- H1	-Z P01	

Article No. supplement

Shaft design	1 or 9	see page 10/51
Frequency and voltage	2 or 9	see page 11/2
Gearbox mounting type	A, F, H, C or D	see page 10/42

Geared motors up to 55 kW

Bevel geared motors

Selection and ordering data

P_N	n_2	T_2	i	F_{R2}	f_B	m	Article No.	Additional identification code -Z with order code
kW	rpm	Nm	-	N	-	kg	(Article No. supplement, see below)	No. of poles
2,2	B.49-FZ90LDA6TV							
	192	109	7.80	5800	3.0	28	2KJ3503- ET25- G1 -Z	P01
	204	103	7.37	5710	3.2	28	2KJ3503- ET25- F1 -Z	P01
	239	87	6.27	5480	3.8	28	2KJ3503- ET25- E1 -Z	P01
	279	75	5.37	5250	4.4	28	2KJ3503- ET25- D1 -Z	P01
	318	66	4.72	5070	5.0	28	2KJ3503- ET25- C1 -Z	P01
	B.49-LE100ZLSA4P							
	39	530	37.18	7140	0.84	48	2KJ3503- FN23- W1 -Z	-
	44	475	33.33	7130	0.94	48	2KJ3503- FN23- V1 -Z	-
	49	430	30.05	7080	1	48	2KJ3503- FN23- U1 -Z	-
	53	395	27.74	7050	1.1	48	2KJ3503- FN23- T1 -Z	-
	58	360	25.32	6990	1.2	48	2KJ3503- FN23- S1 -Z	-
	70	300	21.01	6820	1.5	48	2KJ3503- FN23- R1 -Z	-
	74	280	19.77	6780	1.6	48	2KJ3503- FN23- Q1 -Z	-
	78	265	18.67	6720	1.7	48	2KJ3503- FN23- P1 -Z	-
	92	225	15.89	6540	2	48	2KJ3503- FN23- N1 -Z	-
	108	195	13.61	6330	2.3	48	2KJ3503- FN23- M1 -Z	-
	122	172	11.97	6170	2.6	48	2KJ3503- FN23- L1 -Z	-
	145	145	10.10	5940	3.1	48	2KJ3503- FN23- K1 -Z	-
	166	126	8.80	5760	3.6	48	2KJ3503- FN23- J1 -Z	-
177	119	8.29	5750	2.8	48	2KJ3503- FN23- H1 -Z	-	
188	112	7.80	5660	3	48	2KJ3503- FN23- G1 -Z	-	
199	106	7.37	5580	3.1	48	2KJ3503- FN23- F1 -Z	-	
234	90	6.27	5350	3.7	48	2KJ3503- FN23- E1 -Z	-	
273	77	5.37	5130	4.3	48	2KJ3503- FN23- D1 -Z	-	
310	68	4.72	4950	4.9	48	2KJ3503- FN23- C1 -Z	-	
B.39-FZ90LDA6TV								
68	305	21.90	6190	0.82	24	2KJ3502- ET25- Q1 -Z	P01	
74	280	20.21	6160	0.88	24	2KJ3502- ET25- P1 -Z	P01	
84	250	17.90	6060	1.0	24	2KJ3502- ET25- N1 -Z	P01	
101	205	14.90	5940	1.2	24	2KJ3502- ET25- M1 -Z	P01	
107	196	14.02	5850	1.3	24	2KJ3502- ET25- L1 -Z	P01	
119	175	12.56	5750	1.4	24	2KJ3502- ET25- K1 -Z	P01	
140	149	10.69	5580	1.6	24	2KJ3502- ET25- J1 -Z	P01	
164	128	9.17	5410	1.8	24	2KJ3502- ET25- H1 -Z	P01	
190	110	7.89	5240	2.0	24	2KJ3502- ET25- G1 -Z	P01	
227	92	6.60	5100	2.2	24	2KJ3502- ET25- F1 -Z	P01	
242	86	6.21	5030	2.3	24	2KJ3502- ET25- E1 -Z	P01	
270	77	5.56	4890	2.6	24	2KJ3502- ET25- D1 -Z	P01	
316	66	4.74	4680	3.0	24	2KJ3502- ET25- C1 -Z	P01	
369	56	4.06	4490	3.5	24	2KJ3502- ET25- B1 -Z	P01	
429	49	3.50	4300	3.9	24	2KJ3502- ET25- A1 -Z	P01	
B.39-LE100ZLSA4P								
67	310	21.90	6230	0.8	41	2KJ3502- FN23- Q1 -Z	-	
72	290	20.21	6160	0.86	41	2KJ3502- FN23- P1 -Z	-	
82	255	17.90	6090	0.97	41	2KJ3502- FN23- N1 -Z	-	
98	210	14.90	5960	1.2	41	2KJ3502- FN23- M1 -Z	-	
104	200	14.02	5890	1.2	41	2KJ3502- FN23- L1 -Z	-	
117	180	12.56	5780	1.4	41	2KJ3502- FN23- K1 -Z	-	
137	153	10.69	5610	1.6	41	2KJ3502- FN23- J1 -Z	-	
160	132	9.17	5430	1.7	41	2KJ3502- FN23- H1 -Z	-	
186	113	7.89	5260	1.9	41	2KJ3502- FN23- G1 -Z	-	
222	95	6.60	5120	2.1	41	2KJ3502- FN23- F1 -Z	-	
236	89	6.21	5050	2.2	41	2KJ3502- FN23- E1 -Z	-	
263	80	5.56	4900	2.5	41	2KJ3502- FN23- D1 -Z	-	
309	68	4.74	4700	2.9	41	2KJ3502- FN23- C1 -Z	-	
361	58	4.06	4510	3.4	41	2KJ3502- FN23- B1 -Z	-	
419	50	3.50	4330	3.8	41	2KJ3502- FN23- A1 -Z	-	
B.29-FZ90LDA6TV								
158	133	9.51	2680	0.83	19	2KJ3501- ET25- K1 -Z	P01	
182	115	8.25	2740	0.95	19	2KJ3501- ET25- J1 -Z	P01	

Article No. supplement

Shaft design	1 or 9	see page 10/51
Frequency and voltage	2 or 9	see page 11/2
Gearbox mounting type	A, F, H, C or D	see page 10/42

Selection and ordering data

P_N	n_2	T_2	i	F_{R2}	f_B	m	Article No.	Additional identification code -Z with order code	
kW	rpm	Nm	-	N	-	kg	(Article No. supplement, see below)	No. of poles	
2,2	B.29-FZ90LDA6TV								
	230	91	6.51	2670	0.82	19	2KJ3501- ET25- F1	-Z P01	
	265	79	5.65	2620	0.95	19	2KJ3501- ET25- E1	-Z P01	
	296	71	5.07	2670	1.0	19	2KJ3501- ET25- D1	-Z P01	
	314	66	4.78	2640	1.1	19	2KJ3501- ET25- C1	-Z P01	
	356	58	4.21	2580	1.3	19	2KJ3501- ET25- B1	-Z P01	
	411	51	3.65	2490	1.4	19	2KJ3501- ET25- A1	-Z P01	
	B.29-LE100ZLSA4P								
	154	136	9.51	3110	0.81	36	2KJ3501- FN23- K1	-Z -	
	178	118	8.25	3080	0.93	36	2KJ3501- FN23- J1	-Z -	
	225	93	6.51	2900	0.8	36	2KJ3501- FN23- F1	-Z -	
	259	81	5.65	2850	0.93	36	2KJ3501- FN23- E1	-Z -	
	289	73	5.07	2900	1	36	2KJ3501- FN23- D1	-Z -	
	306	69	4.78	2860	1.1	36	2KJ3501- FN23- C1	-Z -	
	348	60	4.21	2800	1.2	36	2KJ3501- FN23- B1	-Z -	
	401	52	3.65	2720	1.4	36	2KJ3501- FN23- A1	-Z -	
	3	K.169-LE132SQB6P							
		4.4	6560	223.30	70000	2	451	2KJ3514- HH23- F2	-Z P01
		K.149-FZ90LF6TV							
6.3		4520	237.03	65000	1.8	227	2KJ3513- EU25- J2	-Z P01	
7.4		3870	202.86	65000	2.1	227	2KJ3513- EU25- H2	-Z P01	
K.149-LE132SQB6P									
4.1		6960	237.03	65000	1.1	281	2KJ3513- HH23- J2	-Z P01	
4.8		5960	202.86	65000	1.3	281	2KJ3513- HH23- H2	-Z P01	
5.1		5610	190.92	65000	1.4	281	2KJ3513- HH23- G2	-Z P01	
5.4		5250	178.97	65000	1.5	281	2KJ3513- HH23- F2	-Z P01	
K.149-LE100ZLSB4P									
6.2		4650	237.03	65000	1.7	253	2KJ3513- FP23- J2	-Z -	
7.2		3980	202.86	65000	2	253	2KJ3513- FP23- H2	-Z -	
7.6		3740	190.92	65000	2.1	253	2KJ3513- FP23- G2	-Z -	
K.129-FZ90LF6TV									
6.6		4360	228.30	40000	1.0	147	2KJ3512- EU25- J2	-Z P01	
7.1		4020	210.74	40000	1.1	147	2KJ3512- EU25- H2	-Z P01	
7.7		3700	194.04	40000	1.2	147	2KJ3512- EU25- G2	-Z P01	
9.1		3160	165.47	40000	1.4	147	2KJ3512- EU25- F2	-Z P01	
9.6		2970	155.74	40000	1.5	147	2KJ3512- EU25- E2	-Z P01	
10.4		2760	144.53	40000	1.6	147	2KJ3512- EU25- D2	-Z P01	
11.7		2440	127.77	40000	1.8	147	2KJ3512- EU25- C2	-Z P01	
13.2		2170	114.06	40000	2.0	147	2KJ3512- EU25- B2	-Z P01	
14.6		1960	102.64	40000	2.2	147	2KJ3512- EU25- A2	-Z P01	
K.129-LE132SQB6P									
5.9		4860	165.47	37100	0.9	198	2KJ3512- HH23- F2	-Z P01	
K.129-LE100ZLSB4P									
6.4		4480	228.30	37500	0.98	170	2KJ3512- FP23- J2	-Z -	
6.9		4130	210.74	37900	1.1	170	2KJ3512- FP23- H2	-Z -	
7.5		3800	194.04	38200	1.2	170	2KJ3512- FP23- G2	-Z -	
8.8		3240	165.47	38700	1.4	170	2KJ3512- FP23- F2	-Z -	
9.4		3050	155.74	38900	1.4	170	2KJ3512- FP23- E2	-Z -	
10		2830	144.53	39100	1.6	170	2KJ3512- FP23- D2	-Z -	
11	2500	127.77	39400	1.8	170	2KJ3512- FP23- C2	-Z -		
13	2230	114.06	39700	2	170	2KJ3512- FP23- B2	-Z -		
14	2010	102.64	39900	2.2	170	2KJ3512- FP23- A2	-Z -		
K.109-FZ90LF6TV									
8.5	3380	177.43	24500	0.86	99	2KJ3511- EU25- F2	-Z P01		
9.2	3120	163.78	24500	0.93	99	2KJ3511- EU25- E2	-Z P01		
10.1	2840	148.88	24500	1.0	99	2KJ3511- EU25- D2	-Z P01		
11.9	2400	126.07	24500	1.2	99	2KJ3511- EU25- C2	-Z P01		
12.6	2260	118.65	24500	1.3	99	2KJ3511- EU25- B2	-Z P01		
13.7	2090	109.57	24500	1.4	99	2KJ3511- EU25- A2	-Z P01		
15.4	1860	97.49	24500	1.6	99	2KJ3511- EU25- X1	-Z P01		
17.3	1650	86.59	24500	1.8	99	2KJ3511- EU25- W1	-Z P01		

Article No. supplement

Shaft design	1 or 9	see page 10/51
Frequency and voltage	2 or 9	see page 11/2
Gearbox mounting type	A, F, H, C or D	see page 10/42

Geared motors up to 55 kW

Bevel geared motors**Selection and ordering data**

P_N	n_2	T_2	i	F_{R2}	f_B	m	Article No.	Additional identification code -Z with order code
kW	rpm	Nm	-	N	-	kg	(Article No. supplement, see below)	No. of poles
3	K.109-FZ90LF6TV							
	19.4	1480	77.51	24500	2.0	99	2KJ3511- EU25- V1	-Z P01
	23	1260	66.26	24500	2.3	99	2KJ3511- EU25- U1	-Z P01
	K.109-LE100ZLSB4P							
	8.2	3480	177.43	24500	0.83	119	2KJ3511- FP23- F2	-Z -
	8.9	3210	163.78	24500	0.9	119	2KJ3511- FP23- E2	-Z -
	9.8	2920	148.88	24500	0.99	119	2KJ3511- FP23- D2	-Z -
	12	2320	118.65	24500	1.2	119	2KJ3511- FP23- B2	-Z -
	12	2470	126.07	24500	1.2	119	2KJ3511- FP23- C2	-Z -
	13	2150	109.57	24500	1.3	119	2KJ3511- FP23- A2	-Z -
	15	1910	97.49	24500	1.5	119	2KJ3511- FP23- X1	-Z -
	17	1690	86.59	24500	1.7	119	2KJ3511- FP23- W1	-Z -
	19	1520	77.51	24500	1.9	119	2KJ3511- FP23- V1	-Z -
	22	1300	66.26	24500	2.2	119	2KJ3511- FP23- U1	-Z -
	K.89-FZ90LF6TV							
	14.6	1960	102.63	18300	0.82	65	2KJ3510- EU25- B2	-Z P01
	15.9	1790	94.16	18300	0.89	65	2KJ3510- EU25- A2	-Z P01
	18.2	1570	82.25	18300	1.0	65	2KJ3510- EU25- X1	-Z P01
	20	1400	73.64	18300	1.1	65	2KJ3510- EU25- W1	-Z P01
	23	1220	64.39	18300	1.3	65	2KJ3510- EU25- V1	-Z P01
	27	1050	55.27	18300	1.5	65	2KJ3510- EU25- U1	-Z P01
	31	930	48.85	18300	1.7	65	2KJ3510- EU25- T1	-Z P01
	38	750	39.29	18300	2.1	65	2KJ3510- EU25- R1	-Z P01
	46	625	32.96	18300	2.5	65	2KJ3510- EU25- Q1	-Z P01
	48	590	31.03	18300	2.7	65	2KJ3510- EU25- P1	-Z P01
	53	540	28.46	18300	2.9	65	2KJ3510- EU25- N1	-Z P01
	K.89-LE100ZLSB4P							
	16	1840	94.16	18100	0.87	84	2KJ3510- FP23- A2	-Z -
	18	1610	82.25	18100	0.99	84	2KJ3510- FP23- X1	-Z -
	20	1440	73.64	18100	1.1	84	2KJ3510- FP23- W1	-Z -
	23	1260	64.39	18100	1.3	84	2KJ3510- FP23- V1	-Z -
	26	1080	55.27	18100	1.5	84	2KJ3510- FP23- U1	-Z -
	30	955	48.85	18100	1.7	84	2KJ3510- FP23- T1	-Z -
	35	815	41.54	18100	1.9	84	2KJ3510- FP23- S1	-Z -
	37	770	39.29	18100	2.1	84	2KJ3510- FP23- R1	-Z -
	44	645	32.96	18100	2.5	84	2KJ3510- FP23- Q1	-Z -
	47	605	31.03	18100	2.6	84	2KJ3510- FP23- P1	-Z -
	K.79-FZ90LF6TV							
	30	940	49.31	14600	0.87	45	2KJ3508- EU25- S1	-Z P01
	36	790	41.60	14600	1.0	45	2KJ3508- EU25- R1	-Z P01
	41	690	36.26	14600	1.1	45	2KJ3508- EU25- Q1	-Z P01
	46	625	32.78	14600	1.3	45	2KJ3508- EU25- P1	-Z P01
	55	515	27.20	14600	1.5	45	2KJ3508- EU25- N1	-Z P01
	59	485	25.60	14600	1.6	45	2KJ3508- EU25- M1	-Z P01
	62	460	24.17	14600	1.7	45	2KJ3508- EU25- L1	-Z P01
	73	390	20.57	14600	1.9	45	2KJ3508- EU25- K1	-Z P01
	85	335	17.62	14600	2.1	45	2KJ3508- EU25- J1	-Z P01
	97	295	15.49	14600	2.3	45	2KJ3508- EU25- H1	-Z P01
	115	245	13.07	14600	2.7	45	2KJ3508- EU25- G1	-Z P01
	132	215	11.39	14600	3.0	45	2KJ3508- EU25- F1	-Z P01
	143	200	10.51	14600	2.2	45	2KJ3508- EU25- E1	-Z P01
	166	172	9.01	14300	2.6	45	2KJ3508- EU25- D1	-Z P01
	189	151	7.92	13800	3.0	45	2KJ3508- EU25- C1	-Z P01
	225	127	6.68	13200	3.6	45	2KJ3508- EU25- B1	-Z P01
	258	111	5.82	12800	3.9	45	2KJ3508- EU25- A1	-Z P01
	K.79-LE100ZLSB4P							
	30	965	49.31	13600	0.85	63	2KJ3508- FP23- S1	-Z -
	35	815	41.60	13900	0.98	63	2KJ3508- FP23- R1	-Z -
	40	710	36.26	14100	1.1	63	2KJ3508- FP23- Q1	-Z -
	45	640	32.78	14300	1.3	63	2KJ3508- FP23- P1	-Z -
	54	530	27.20	14400	1.5	63	2KJ3508- FP23- N1	-Z -

Article No. supplement

Shaft design	1 or 9	see page 10/51
Frequency and voltage	2 or 9	see page 11/2
Gearbox mounting type	A, F, H, C or D	see page 10/42

Selection and ordering data

P_N	n_2	T_2	i	F_{R2}	f_B	m	Article No.	Additional identification code -Z with order code
kW	rpm	Nm	-	N	-	kg	(Article No. supplement, see below)	No. of poles
3	K.79-LE100ZLSB4P							
	57	500	25.60	14400	1.6	63	2KJ3508- FP23- M1	-Z -
	60	470	24.17	14400	1.6	63	2KJ3508- FP23- L1	-Z -
	71	400	20.57	14400	1.8	63	2KJ3508- FP23- K1	-Z -
	83	345	17.62	14400	2.1	63	2KJ3508- FP23- J1	-Z -
	94	300	15.49	14400	2.3	63	2KJ3508- FP23- H1	-Z -
	112	255	13.07	14400	2.6	63	2KJ3508- FP23- G1	-Z -
	128	220	11.39	14400	2.9	63	2KJ3508- FP23- F1	-Z -
	139	205	10.51	14000	2.2	63	2KJ3508- FP23- E1	-Z -
	162	177	9.01	13500	2.5	63	2KJ3508- FP23- D1	-Z -
	184	155	7.92	13100	2.9	63	2KJ3508- FP23- C1	-Z -
	219	131	6.68	12500	3.5	63	2KJ3508- FP23- B1	-Z -
	251	114	5.82	12100	3.8	63	2KJ3508- FP23- A1	-Z -
	K.69-FZ90LF6TV							
	45	635	33.48	6170	0.91	40	2KJ3507- EU25- Q1	-Z P01
	51	555	29.18	6270	1.0	40	2KJ3507- EU25- P1	-Z P01
	58	495	26.05	6330	1.2	40	2KJ3507- EU25- N1	-Z P01
	61	465	24.52	6350	1.3	40	2KJ3507- EU25- M1	-Z P01
	65	440	23.15	6350	1.3	40	2KJ3507- EU25- L1	-Z P01
	76	375	19.70	6330	1.5	40	2KJ3507- EU25- K1	-Z P01
	89	320	16.88	6270	1.6	40	2KJ3507- EU25- J1	-Z P01
	101	280	14.84	6200	1.8	40	2KJ3507- EU25- H1	-Z P01
	120	235	12.52	6080	2.0	40	2KJ3507- EU25- G1	-Z P01
	137	205	10.91	5950	2.3	40	2KJ3507- EU25- F1	-Z P01
	161	178	9.34	5440	2.1	40	2KJ3507- EU25- E1	-Z P01
	187	152	8.01	5320	2.4	40	2KJ3507- EU25- D1	-Z P01
	213	134	7.04	5210	2.7	40	2KJ3507- EU25- C1	-Z P01
	253	113	5.94	5050	3.0	40	2KJ3507- EU25- B1	-Z P01
	290	98	5.18	4910	3.3	40	2KJ3507- EU25- A1	-Z P01
	K.69-LE100ZLSB4P							
	44	655	33.48	5940	0.88	57	2KJ3507- FP23- Q1	-Z -
	50	570	29.18	6070	0.97	57	2KJ3507- FP23- P1	-Z -
	56	510	26.05	6120	1.2	57	2KJ3507- FP23- N1	-Z -
	60	480	24.52	6140	1.2	57	2KJ3507- FP23- M1	-Z -
	63	450	23.15	6180	1.3	57	2KJ3507- FP23- L1	-Z -
	74	385	19.70	6150	1.4	57	2KJ3507- FP23- K1	-Z -
	86	330	16.88	6090	1.6	57	2KJ3507- FP23- J1	-Z -
	98	290	14.84	6020	1.8	57	2KJ3507- FP23- H1	-Z -
	117	245	12.52	5900	2	57	2KJ3507- FP23- G1	-Z -
	134	210	10.91	5800	2.2	57	2KJ3507- FP23- F1	-Z -
	156	183	9.34	5300	2	57	2KJ3507- FP23- E1	-Z -
	182	157	8.01	5180	2.3	57	2KJ3507- FP23- D1	-Z -
	207	138	7.04	5070	2.6	57	2KJ3507- FP23- C1	-Z -
	246	117	5.94	4910	3	57	2KJ3507- FP23- B1	-Z -
	282	102	5.18	4780	3.2	57	2KJ3507- FP23- A1	-Z -
	K.49-FZ90LF6TV							
	57	500	26.30	3120	0.84	33	2KJ3505- EU25- P1	-Z P01
	64	440	23.28	3310	0.94	33	2KJ3505- EU25- N1	-Z P01
	77	370	19.38	3460	1.1	33	2KJ3505- EU25- M1	-Z P01
	82	345	18.24	3520	1.2	33	2KJ3505- EU25- L1	-Z P01
	92	310	16.34	3570	1.3	33	2KJ3505- EU25- K1	-Z P01
	108	265	13.91	3610	1.6	33	2KJ3505- EU25- J1	-Z P01
	126	225	11.93	3640	1.8	33	2KJ3505- EU25- H1	-Z P01
	146	196	10.27	3600	2.1	33	2KJ3505- EU25- G1	-Z P01
	154	186	9.75	3490	1.5	33	2KJ3505- EU25- F1	-Z P01
	163	175	9.18	3480	1.5	33	2KJ3505- EU25- E1	-Z P01
	182	157	8.22	3460	1.6	33	2KJ3505- EU25- D1	-Z P01
	214	133	7.00	3410	1.8	33	2KJ3505- EU25- C1	-Z P01
	250	114	6.00	3340	2.0	33	2KJ3505- EU25- B1	-Z P01
	290	98	5.17	3260	2.1	33	2KJ3505- EU25- A1	-Z P01

Article No. supplement

Shaft design	1 or 9	see page 10/51
Frequency and voltage	2 or 9	see page 11/2
Gearbox mounting type	A, F, H, C or D	see page 10/42

Geared motors up to 55 kW

Bevel geared motors

Selection and ordering data

P_N	n_2	T_2	i	F_{R2}	f_B	m	Article No.	Additional identification code -Z with order code
kW	rpm	Nm	-	N	-	kg	(Article No. supplement, see below)	No. of poles
3	K.49-LE100ZLSB4P							
	56	515	26.30	3060	0.81	51	2KJ3505- FP23- P1	-Z -
	63	455	23.28	3250	0.92	51	2KJ3505- FP23- N1	-Z -
	75	380	19.38	3430	1.1	51	2KJ3505- FP23- M1	-Z -
	80	355	18.24	3500	1.2	51	2KJ3505- FP23- L1	-Z -
	89	320	16.34	3550	1.3	51	2KJ3505- FP23- K1	-Z -
	105	270	13.91	3620	1.5	51	2KJ3505- FP23- J1	-Z -
	122	230	11.93	3640	1.8	51	2KJ3505- FP23- H1	-Z -
	142	200	10.27	3610	2.1	51	2KJ3505- FP23- G1	-Z -
	150	191	9.75	3490	1.4	51	2KJ3505- FP23- F1	-Z -
	159	180	9.18	3480	1.5	51	2KJ3505- FP23- E1	-Z -
	178	161	8.22	3460	1.6	51	2KJ3505- FP23- D1	-Z -
	209	137	7.00	3410	1.7	51	2KJ3505- FP23- C1	-Z -
	243	118	6.00	3340	1.9	51	2KJ3505- FP23- B1	-Z -
	282	101	5.17	3270	2.1	51	2KJ3505- FP23- A1	-Z -
5	K.39-FZ90LF6TV							
	117	240	12.78	2870	0.90	26	2KJ3504- EU25- H1	-Z P01
	135	210	11.09	2900	1.0	26	2KJ3504- EU25- G1	-Z P01
	149	191	10.04	2660	0.96	26	2KJ3504- EU25- F1	-Z P01
	170	168	8.81	2690	1.1	26	2KJ3504- EU25- E1	-Z P01
	188	152	7.99	2710	1.1	26	2KJ3504- EU25- D1	-Z P01
	199	143	7.52	2720	1.2	26	2KJ3504- EU25- C1	-Z P01
	226	126	6.63	2720	1.3	26	2KJ3504- EU25- B1	-Z P01
	261	109	5.75	2710	1.4	26	2KJ3504- EU25- A1	-Z P01
	7.5	K.39-LE100ZLSB4P						
114		250	12.78	2940	0.88	41	2KJ3504- FP23- H1	-Z -
132		215	11.09	3020	1	41	2KJ3504- FP23- G1	-Z -
145		197	10.04	2740	0.93	41	2KJ3504- FP23- F1	-Z -
166		173	8.81	2780	1.1	41	2KJ3504- FP23- E1	-Z -
183		157	7.99	2810	1.1	41	2KJ3504- FP23- D1	-Z -
194		148	7.52	2810	1.2	41	2KJ3504- FP23- C1	-Z -
220		130	6.63	2820	1.2	41	2KJ3504- FP23- B1	-Z -
254	113	5.75	2800	1.3	41	2KJ3504- FP23- A1	-Z -	
11	B.49-FZ90LF6TV							
	54	525	27.74	6290	0.85	30	2KJ3503- EU25- T1	-Z P01
	59	480	25.32	6300	0.93	30	2KJ3503- EU25- S1	-Z P01
	71	400	21.01	6270	1.1	30	2KJ3503- EU25- R1	-Z P01
	76	375	19.77	6260	1.2	30	2KJ3503- EU25- Q1	-Z P01
	80	355	18.67	6230	1.3	30	2KJ3503- EU25- P1	-Z P01
	94	300	15.89	6160	1.5	30	2KJ3503- EU25- N1	-Z P01
	110	255	13.61	6050	1.7	30	2KJ3503- EU25- M1	-Z P01
	125	225	11.97	5930	2.0	30	2KJ3503- EU25- L1	-Z P01
	149	192	10.10	5740	2.3	30	2KJ3503- EU25- K1	-Z P01
	170	168	8.80	5590	2.7	30	2KJ3503- EU25- J1	-Z P01
	181	158	8.29	5620	2.1	30	2KJ3503- EU25- H1	-Z P01
	192	148	7.80	5550	2.2	30	2KJ3503- EU25- G1	-Z P01
	204	140	7.37	5480	2.3	30	2KJ3503- EU25- F1	-Z P01
	239	119	6.27	5280	2.8	30	2KJ3503- EU25- E1	-Z P01
	279	102	5.37	5080	3.2	30	2KJ3503- EU25- D1	-Z P01
	318	90	4.72	4920	3.7	30	2KJ3503- EU25- C1	-Z P01
	377	76	3.98	4700	4.3	30	2KJ3503- EU25- B1	-Z P01
432	66	3.47	4530	4.9	30	2KJ3503- EU25- A1	-Z P01	
15	B.49-LE100ZLSB4P							
	53	540	27.74	6090	0.83	48	2KJ3503- FP23- T1	-Z -
	58	495	25.32	6100	0.91	48	2KJ3503- FP23- S1	-Z -
	69	410	21.01	6100	1.1	48	2KJ3503- FP23- R1	-Z -
	74	385	19.77	6090	1.2	48	2KJ3503- FP23- Q1	-Z -
	78	365	18.67	6060	1.2	48	2KJ3503- FP23- P1	-Z -
	92	310	15.89	5980	1.4	48	2KJ3503- FP23- N1	-Z -
107	265	13.61	5880	1.7	48	2KJ3503- FP23- M1	-Z -	
122	235	11.97	5750	1.9	48	2KJ3503- FP23- L1	-Z -	

Article No. supplement

Shaft design	1 or 9	see page 10/51
Frequency and voltage	2 or 9	see page 11/2
Gearbox mounting type	A, F, H, C or D	see page 10/42

Selection and ordering data

P_N	n_2	T_2	i	F_{R2}	f_B	m	Article No.	Additional identification code -Z with order code	
kW	rpm	Nm	-	N	-	kg	(Article No. supplement, see below)	No. of poles	
3	B.49-LE100ZLSB4P								
	145	198	10.10	5600	2.3	48	2KJ3503- FP23- K1	-Z -	
	166	173	8.80	5450	2.6	48	2KJ3503- FP23- J1	-Z -	
	176	163	8.29	5490	2	48	2KJ3503- FP23- H1	-Z -	
	187	153	7.80	5420	2.2	48	2KJ3503- FP23- G1	-Z -	
	198	145	7.37	5350	2.3	48	2KJ3503- FP23- F1	-Z -	
	233	123	6.27	5150	2.7	48	2KJ3503- FP23- E1	-Z -	
	272	105	5.37	4970	3.1	48	2KJ3503- FP23- D1	-Z -	
	309	93	4.72	4800	3.6	48	2KJ3503- FP23- C1	-Z -	
	367	78	3.98	4600	4.2	48	2KJ3503- FP23- B1	-Z -	
421	68	3.47	4430	4.8	48	2KJ3503- FP23- A1	-Z -		
B.39-FZ90LF6TV	101	280	14.90	5350	0.88	26	2KJ3502- EU25- M1	-Z P01	
	107	265	14.02	5320	0.93	26	2KJ3502- EU25- L1	-Z P01	
	119	235	12.56	5290	1.0	26	2KJ3502- EU25- K1	-Z P01	
	140	200	10.69	5190	1.2	26	2KJ3502- EU25- J1	-Z P01	
	164	175	9.17	5040	1.3	26	2KJ3502- EU25- H1	-Z P01	
	190	150	7.89	4930	1.5	26	2KJ3502- EU25- G1	-Z P01	
	227	126	6.60	4860	1.6	26	2KJ3502- EU25- F1	-Z P01	
	242	118	6.21	4810	1.7	26	2KJ3502- EU25- E1	-Z P01	
	270	106	5.56	4690	1.9	26	2KJ3502- EU25- D1	-Z P01	
	316	90	4.74	4510	2.2	26	2KJ3502- EU25- C1	-Z P01	
	369	77	4.06	4350	2.6	26	2KJ3502- EU25- B1	-Z P01	
	429	66	3.50	4190	2.9	26	2KJ3502- EU25- A1	-Z P01	
	B.39-LE100ZLSB4P	98	290	14.90	5350	0.86	41	2KJ3502- FP23- M1	-Z -
		104	275	14.02	5320	0.91	41	2KJ3502- FP23- L1	-Z -
116		245	12.56	5280	1	41	2KJ3502- FP23- K1	-Z -	
137		210	10.69	5180	1.1	41	2KJ3502- FP23- J1	-Z -	
159		180	9.17	5070	1.3	41	2KJ3502- FP23- H1	-Z -	
185		155	7.89	4950	1.4	41	2KJ3502- FP23- G1	-Z -	
221		130	6.60	4880	1.5	41	2KJ3502- FP23- F1	-Z -	
235		122	6.21	4820	1.6	41	2KJ3502- FP23- E1	-Z -	
263		109	5.56	4710	1.8	41	2KJ3502- FP23- D1	-Z -	
308		93	4.74	4530	2.2	41	2KJ3502- FP23- C1	-Z -	
360		80	4.06	4370	2.5	41	2KJ3502- FP23- B1	-Z -	
417		69	3.50	4200	2.8	41	2KJ3502- FP23- A1	-Z -	
B.29-FZ90LF6TV		314	91	4.78	2440	0.81	21	2KJ3501- EU25- C1	-Z P01
		356	80	4.21	2400	0.92	21	2KJ3501- EU25- B1	-Z P01
	411	69	3.65	2340	1.0	21	2KJ3501- EU25- A1	-Z P01	
B.29-LE100ZLSB4P	347	83	4.21	2600	0.9	36	2KJ3501- FP23- B1	-Z -	
	400	72	3.65	2540	1	36	2KJ3501- FP23- A1	-Z -	
4	K.169-LE132MJ6P								
	4.4	8740	223.30	70000	1.5	451	2KJ3514- HK23- F2	-Z P01	
	4.7	8160	208.35	70000	1.6	451	2KJ3514- HK23- E2	-Z P01	
	5.3	7250	185.23	70000	1.8	451	2KJ3514- HK23- D2	-Z P01	
	5.9	6510	166.31	70000	2	451	2KJ3514- HK23- C2	-Z P01	
	K.149-FZ90ZLG6TV								
	6.3	6030	237.03	65000	1.3	230	2KJ3513- EV25- J2	-Z P01	
	7.4	5160	202.86	65000	1.5	230	2KJ3513- EV25- H2	-Z P01	
	7.9	4860	190.92	65000	1.6	230	2KJ3513- EV25- G2	-Z P01	
	8.4	4550	178.97	65000	1.8	230	2KJ3513- EV25- F2	-Z P01	
9.5	4040	158.65	65000	2.0	230	2KJ3513- EV25- E2	-Z P01		
10.6	3580	140.93	65000	2.2	230	2KJ3513- EV25- D2	-Z P01		
K.149-LE132MJ6P									
4.1	9280	237.03	65000	0.86	281	2KJ3513- HK23- J2	-Z P01		
4.8	7940	202.86	65000	1	281	2KJ3513- HK23- H2	-Z P01		
5.1	7480	190.92	65000	1.1	281	2KJ3513- HK23- G2	-Z P01		
5.4	7010	178.97	65000	1.1	281	2KJ3513- HK23- F2	-Z P01		

Article No. supplement

Shaft design	1 or 9	see page 10/51
Frequency and voltage	2 or 9	see page 11/2
Gearbox mounting type	A, F, H, C or D	see page 10/42

Geared motors up to 55 kW

Bevel geared motors

Selection and ordering data

P_N	n_2	T_2	i	F_{R2}	f_B	m	Article No.	Additional identification code -Z with order code
kW	rpm	Nm	-	N	-	kg	(Article No. supplement, see below)	No. of poles
4	K.149-LE112ZMKB4P							
	6.2	6200	237.03	65000	1.3	254	2KJ3513- GJ23- J2	-Z -
	7.2	5300	202.86	65000	1.5	254	2KJ3513- GJ23- H2	-Z -
	7.6	4990	190.92	65000	1.6	254	2KJ3513- GJ23- G2	-Z -
	8.2	4680	178.97	65000	1.7	254	2KJ3513- GJ23- F2	-Z -
	9.2	4150	158.65	65000	1.9	254	2KJ3513- GJ23- E2	-Z -
	10	3680	140.93	65000	2.2	254	2KJ3513- GJ23- D2	-Z -
	K.129-FZ90ZLG6TV							
	7.7	4940	194.04	40000	0.89	150	2KJ3512- EV25- G2	-Z P01
	9.1	4210	165.47	40000	1.0	150	2KJ3512- EV25- F2	-Z P01
	9.6	3960	155.74	40000	1.1	150	2KJ3512- EV25- E2	-Z P01
	10.4	3680	144.53	40000	1.2	150	2KJ3512- EV25- D2	-Z P01
	11.7	3250	127.77	40000	1.4	150	2KJ3512- EV25- C2	-Z P01
	13.2	2900	114.06	40000	1.5	150	2KJ3512- EV25- B2	-Z P01
	14.6	2610	102.64	40000	1.7	150	2KJ3512- EV25- A2	-Z P01
	16.8	2260	89.09	40000	1.9	150	2KJ3512- EV25- X1	-Z P01
	18.7	2040	80.12	40000	2.2	150	2KJ3512- EV25- W1	-Z P01
	K.129-LE112ZMKB4P							
	6.9	5510	210.74	36500	0.8	170	2KJ3512- GJ23- H2	-Z -
7.5	5070	194.04	36900	0.87	170	2KJ3512- GJ23- G2	-Z -	
8.8	4320	165.47	37700	1	170	2KJ3512- GJ23- F2	-Z -	
9.4	4070	155.74	37900	1.1	170	2KJ3512- GJ23- E2	-Z -	
10	3780	144.53	38200	1.2	170	2KJ3512- GJ23- D2	-Z -	
11	3340	127.77	38600	1.3	170	2KJ3512- GJ23- C2	-Z -	
13	2980	114.06	39000	1.5	170	2KJ3512- GJ23- B2	-Z -	
14	2680	102.64	39300	1.6	170	2KJ3512- GJ23- A2	-Z -	
16	2330	89.09	39600	1.9	170	2KJ3512- GJ23- X1	-Z -	
18	2090	80.12	39900	2.1	170	2KJ3512- GJ23- W1	-Z -	
21	1830	70.03	40000	2.4	170	2KJ3512- GJ23- V1	-Z -	
K.109-FZ90ZLG6TV								
11.9	3210	126.07	24500	0.90	102	2KJ3511- EV25- C2	-Z P01	
12.6	3020	118.65	24500	0.96	102	2KJ3511- EV25- B2	-Z P01	
13.7	2790	109.57	24500	1.0	102	2KJ3511- EV25- A2	-Z P01	
15.4	2480	97.49	24500	1.2	102	2KJ3511- EV25- X1	-Z P01	
17.3	2200	86.59	24500	1.3	102	2KJ3511- EV25- W1	-Z P01	
19.4	1970	77.51	24500	1.5	102	2KJ3511- EV25- V1	-Z P01	
23	1680	66.26	24500	1.7	102	2KJ3511- EV25- U1	-Z P01	
25	1500	59.17	24500	1.9	102	2KJ3511- EV25- T1	-Z P01	
K.109-LE112ZMKB4P								
12	3100	118.65	24500	0.93	120	2KJ3511- GJ23- B2	-Z -	
12	3290	126.07	24500	0.88	120	2KJ3511- GJ23- C2	-Z -	
13	2860	109.57	24500	1	120	2KJ3511- GJ23- A2	-Z -	
15	2550	97.49	24500	1.1	120	2KJ3511- GJ23- X1	-Z -	
17	2260	86.59	24500	1.3	120	2KJ3511- GJ23- W1	-Z -	
19	2020	77.51	24500	1.4	120	2KJ3511- GJ23- V1	-Z -	
22	1730	66.26	24500	1.7	120	2KJ3511- GJ23- U1	-Z -	
25	1540	59.17	24500	1.9	120	2KJ3511- GJ23- T1	-Z -	
28	1360	52.29	24500	2.1	120	2KJ3511- GJ23- S1	-Z -	
32	1200	45.89	24500	2.4	120	2KJ3511- GJ23- R1	-Z -	
K.89-FZ90ZLG6TV								
20	1870	73.64	18300	0.85	68	2KJ3510- EV25- W1	-Z P01	
23	1630	64.39	18300	0.98	68	2KJ3510- EV25- V1	-Z P01	
27	1400	55.27	18300	1.1	68	2KJ3510- EV25- U1	-Z P01	
31	1240	48.85	18300	1.3	68	2KJ3510- EV25- T1	-Z P01	
38	1000	39.29	18300	1.6	68	2KJ3510- EV25- R1	-Z P01	
46	835	32.96	18300	1.9	68	2KJ3510- EV25- Q1	-Z P01	
48	790	31.03	18300	2.0	68	2KJ3510- EV25- P1	-Z P01	
53	720	28.46	18300	2.2	68	2KJ3510- EV25- N1	-Z P01	
60	630	24.86	18300	2.5	68	2KJ3510- EV25- M1	-Z P01	
67	565	22.26	18300	2.8	68	2KJ3510- EV25- L1	-Z P01	
77	495	19.46	18300	3.1	68	2KJ3510- EV25- K1	-Z P01	

Article No. supplement

Shaft design	1 or 9	see page 10/51
Frequency and voltage	2 or 9	see page 11/2
Gearbox mounting type	A, F, H, C or D	see page 10/42

Selection and ordering data

P_N	n_2	T_2	i	F_{R2}	f_B	m	Article No.	Additional identification code -Z with order code
kW	rpm	Nm	-	N	-	kg	(Article No. supplement, see below)	No. of poles
4	K.89-FZ90ZLG6TV							
	143	265	10.51	18300	3.2	68	2KJ3510- EV25- E1 -Z	P01
	166	225	9.02	18300	3.5	68	2KJ3510- EV25- D1 -Z	P01
	188	200	7.97	18300	3.8	68	2KJ3510- EV25- C1 -Z	P01
K.89-LE112ZMKB4P								
	20	1920	73.64	18100	0.83	84	2KJ3510- GJ23- W1 -Z	-
	23	1680	64.39	18100	0.95	84	2KJ3510- GJ23- V1 -Z	-
	26	1440	55.27	18100	1.1	84	2KJ3510- GJ23- U1 -Z	-
	30	1270	48.85	18100	1.3	84	2KJ3510- GJ23- T1 -Z	-
	35	1080	41.54	18100	1.4	84	2KJ3510- GJ23- S1 -Z	-
	37	1020	39.29	18100	1.6	84	2KJ3510- GJ23- R1 -Z	-
	44	860	32.96	18100	1.9	84	2KJ3510- GJ23- Q1 -Z	-
	47	810	31.03	18100	2	84	2KJ3510- GJ23- P1 -Z	-
	51	745	28.46	18100	2.1	84	2KJ3510- GJ23- N1 -Z	-
	59	650	24.86	18100	2.5	84	2KJ3510- GJ23- M1 -Z	-
	66	580	22.26	18100	2.7	84	2KJ3510- GJ23- L1 -Z	-
	75	505	19.46	18100	3.1	84	2KJ3510- GJ23- K1 -Z	-
	139	275	10.51	18100	3.1	84	2KJ3510- GJ23- E1 -Z	-
	162	235	9.02	18100	3.4	84	2KJ3510- GJ23- D1 -Z	-
	183	205	7.97	18000	3.7	84	2KJ3510- GJ23- C1 -Z	-
	215	177	6.78	17300	4.1	84	2KJ3510- GJ23- B1 -Z	-
	251	152	5.81	16600	4.4	84	2KJ3510- GJ23- A1 -Z	-
K.79-FZ90ZLG6TV								
	41	920	36.26	14600	0.83	48	2KJ3508- EV25- Q1 -Z	P01
	46	830	32.78	14600	0.98	48	2KJ3508- EV25- P1 -Z	P01
	55	690	27.20	14600	1.2	48	2KJ3508- EV25- N1 -Z	P01
	59	650	25.60	14600	1.2	48	2KJ3508- EV25- M1 -Z	P01
	62	615	24.17	14600	1.3	48	2KJ3508- EV25- L1 -Z	P01
	73	520	20.57	14600	1.4	48	2KJ3508- EV25- K1 -Z	P01
	85	445	17.62	14600	1.6	48	2KJ3508- EV25- J1 -Z	P01
	97	390	15.49	14600	1.8	48	2KJ3508- EV25- H1 -Z	P01
	115	330	13.07	14600	2.0	48	2KJ3508- EV25- G1 -Z	P01
	132	290	11.39	14600	2.2	48	2KJ3508- EV25- F1 -Z	P01
	143	265	10.51	14400	1.7	48	2KJ3508- EV25- E1 -Z	P01
	166	225	9.01	13900	2.0	48	2KJ3508- EV25- D1 -Z	P01
	189	200	7.92	13500	2.2	48	2KJ3508- EV25- C1 -Z	P01
	225	170	6.68	13000	2.7	48	2KJ3508- EV25- B1 -Z	P01
	258	148	5.82	12500	2.9	48	2KJ3508- EV25- A1 -Z	P01
K.79-LE112ZMKB4P								
	40	945	36.26	13700	0.81	64	2KJ3508- GJ23- Q1 -Z	-
	45	855	32.78	13900	0.96	64	2KJ3508- GJ23- P1 -Z	-
	54	710	27.20	14100	1.1	64	2KJ3508- GJ23- N1 -Z	-
	57	670	25.60	14200	1.2	64	2KJ3508- GJ23- M1 -Z	-
	60	630	24.17	14300	1.2	64	2KJ3508- GJ23- L1 -Z	-
	71	535	20.57	14400	1.4	64	2KJ3508- GJ23- K1 -Z	-
	83	460	17.62	14400	1.6	64	2KJ3508- GJ23- J1 -Z	-
	94	405	15.49	14400	1.7	64	2KJ3508- GJ23- H1 -Z	-
	112	340	13.07	14400	1.9	64	2KJ3508- GJ23- G1 -Z	-
	128	295	11.39	14000	2.2	64	2KJ3508- GJ23- F1 -Z	-
	139	275	10.51	13600	1.6	64	2KJ3508- GJ23- E1 -Z	-
	162	235	9.01	13200	1.9	64	2KJ3508- GJ23- D1 -Z	-
	184	205	7.92	12800	2.2	64	2KJ3508- GJ23- C1 -Z	-
	219	175	6.68	12300	2.6	64	2KJ3508- GJ23- B1 -Z	-
	251	152	5.82	11900	2.8	64	2KJ3508- GJ23- A1 -Z	-
K.69-FZ90ZLG6TV								
	58	660	26.05	5120	0.90	42	2KJ3507- EV25- N1 -Z	P01
	61	620	24.52	5210	0.95	42	2KJ3507- EV25- M1 -Z	P01
	65	585	23.15	5290	0.99	42	2KJ3507- EV25- L1 -Z	P01
	76	500	19.70	5410	1.1	42	2KJ3507- EV25- K1 -Z	P01
	89	425	16.88	5500	1.2	42	2KJ3507- EV25- J1 -Z	P01
	101	375	14.84	5510	1.4	42	2KJ3507- EV25- H1 -Z	P01

Article No. supplement

Shaft design	1 or 9	see page 10/51
Frequency and voltage	2 or 9	see page 11/2
Gearbox mounting type	A, F, H, C or D	see page 10/42

Geared motors up to 55 kW

Bevel geared motors**Selection and ordering data**

P_N	n_2	T_2	i	F_{R2}	f_B	m	Article No.	Additional identification code -Z with order code
kW	rpm	Nm	-	N	-	kg	(Article No. supplement, see below)	No. of poles
4	K.69-FZ90ZLG6TV							
	120	315	12.52	5490	1.5	42	2KJ3507- EV25- G1 -Z	P01
	137	275	10.91	5440	1.7	42	2KJ3507- EV25- F1 -Z	P01
	161	235	9.34	4920	1.6	42	2KJ3507- EV25- E1 -Z	P01
	187	200	8.01	4880	1.8	42	2KJ3507- EV25- D1 -Z	P01
	213	179	7.04	4790	2.0	42	2KJ3507- EV25- C1 -Z	P01
	253	151	5.94	4700	2.3	42	2KJ3507- EV25- B1 -Z	P01
290	131	5.18	4610	2.5	42	2KJ3507- EV25- A1 -Z	P01	
K.69-LE112ZMKB4P								
56	680	26.05	4910	0.88	58	2KJ3507- GJ23- N1 -Z	-	
60	640	24.52	5000	0.93	58	2KJ3507- GJ23- M1 -Z	-	
63	605	23.15	5070	0.97	58	2KJ3507- GJ23- L1 -Z	-	
74	515	19.70	5220	1.1	58	2KJ3507- GJ23- K1 -Z	-	
86	440	16.88	5310	1.2	58	2KJ3507- GJ23- J1 -Z	-	
98	385	14.84	5350	1.3	58	2KJ3507- GJ23- H1 -Z	-	
117	325	12.52	5330	1.5	58	2KJ3507- GJ23- G1 -Z	-	
134	285	10.91	5270	1.6	58	2KJ3507- GJ23- F1 -Z	-	
156	240	9.34	4790	1.5	58	2KJ3507- GJ23- E1 -Z	-	
182	210	8.01	4710	1.7	58	2KJ3507- GJ23- D1 -Z	-	
207	184	7.04	4660	2	58	2KJ3507- GJ23- C1 -Z	-	
246	155	5.94	4570	2.2	58	2KJ3507- GJ23- B1 -Z	-	
282	136	5.18	4480	2.4	58	2KJ3507- GJ23- A1 -Z	-	
K.49-FZ90ZLG6TV								
77	490	19.38	2520	0.85	36	2KJ3505- EV25- M1 -Z	P01	
82	460	18.24	2630	0.90	36	2KJ3505- EV25- L1 -Z	P01	
92	415	16.34	2760	1.0	36	2KJ3505- EV25- K1 -Z	P01	
108	350	13.91	2950	1.2	36	2KJ3505- EV25- J1 -Z	P01	
126	300	11.93	3050	1.4	36	2KJ3505- EV25- H1 -Z	P01	
146	260	10.27	3100	1.6	36	2KJ3505- EV25- G1 -Z	P01	
154	245	9.75	3000	1.1	36	2KJ3505- EV25- F1 -Z	P01	
163	230	9.18	3030	1.2	36	2KJ3505- EV25- E1 -Z	P01	
182	205	8.22	3060	1.2	36	2KJ3505- EV25- D1 -Z	P01	
214	178	7.00	3030	1.3	36	2KJ3505- EV25- C1 -Z	P01	
250	152	6.00	3020	1.5	36	2KJ3505- EV25- B1 -Z	P01	
290	131	5.17	2990	1.6	36	2KJ3505- EV25- A1 -Z	P01	
K.49-LE112ZMKB4P								
75	505	19.38	2460	0.83	52	2KJ3505- GJ23- M1 -Z	-	
80	475	18.24	2560	0.88	52	2KJ3505- GJ23- L1 -Z	-	
89	425	16.34	2730	0.98	52	2KJ3505- GJ23- K1 -Z	-	
105	360	13.91	2920	1.2	52	2KJ3505- GJ23- J1 -Z	-	
122	310	11.93	3020	1.3	52	2KJ3505- GJ23- H1 -Z	-	
142	265	10.27	3110	1.5	52	2KJ3505- GJ23- G1 -Z	-	
150	255	9.75	2960	1.1	52	2KJ3505- GJ23- F1 -Z	-	
159	240	9.18	2980	1.1	52	2KJ3505- GJ23- E1 -Z	-	
178	215	8.22	3010	1.2	52	2KJ3505- GJ23- D1 -Z	-	
209	183	7.00	3030	1.3	52	2KJ3505- GJ23- C1 -Z	-	
243	157	6.00	3020	1.4	52	2KJ3505- GJ23- B1 -Z	-	
282	135	5.17	2990	1.6	52	2KJ3505- GJ23- A1 -Z	-	
K.39-FZ90ZLG6TV								
170	220	8.81	2170	0.82	30	2KJ3504- EV25- E1 -Z	P01	
188	200	7.99	2230	0.86	30	2KJ3504- EV25- D1 -Z	P01	
199	191	7.52	2240	0.89	30	2KJ3504- EV25- C1 -Z	P01	
226	168	6.63	2300	0.95	30	2KJ3504- EV25- B1 -Z	P01	
261	146	5.75	2330	1.0	30	2KJ3504- EV25- A1 -Z	P01	
K.39-LE112ZMKB4P								
183	205	7.99	2300	0.84	45	2KJ3504- GJ23- D1 -Z	-	
194	197	7.52	2300	0.87	45	2KJ3504- GJ23- C1 -Z	-	
220	173	6.63	2370	0.93	45	2KJ3504- GJ23- B1 -Z	-	
254	150	5.75	2420	1	45	2KJ3504- GJ23- A1 -Z	-	
B.49-FZ90ZLG6TV								
71	535	21.01	5350	0.84	34	2KJ3503- EV25- R1 -Z	P01	

Article No. supplement

Shaft design	1 or 9	see page 10/51
Frequency and voltage	2 or 9	see page 11/2
Gearbox mounting type	A, F, H, C or D	see page 10/42

Selection and ordering data

P_N	n_2	T_2	i	F_{R2}	f_B	m	Article No.	Additional identification code -Z with order code	
kW	rpm	Nm	-	N	-	kg	(Article No. supplement, see below)	No. of poles	
4	B.49-FZ90ZLG6TV								
	76	500	19.77	5410	0.89	34	2KJ3503- EV25- Q1 -Z	P01	
	80	475	18.67	5410	0.95	34	2KJ3503- EV25- P1 -Z	P01	
	94	400	15.89	5470	1.1	34	2KJ3503- EV25- N1 -Z	P01	
	110	345	13.61	5440	1.3	34	2KJ3503- EV25- M1 -Z	P01	
	125	300	11.97	5420	1.5	34	2KJ3503- EV25- L1 -Z	P01	
	149	255	10.10	5310	1.7	34	2KJ3503- EV25- K1 -Z	P01	
	170	220	8.80	5240	2.0	34	2KJ3503- EV25- J1 -Z	P01	
	181	210	8.29	5300	1.6	34	2KJ3503- EV25- H1 -Z	P01	
	192	198	7.80	5240	1.7	34	2KJ3503- EV25- G1 -Z	P01	
	204	187	7.37	5190	1.8	34	2KJ3503- EV25- F1 -Z	P01	
	239	159	6.27	5030	2.1	34	2KJ3503- EV25- E1 -Z	P01	
	279	136	5.37	4870	2.4	34	2KJ3503- EV25- D1 -Z	P01	
	318	120	4.72	4730	2.7	34	2KJ3503- EV25- C1 -Z	P01	
	377	101	3.98	4550	3.3	34	2KJ3503- EV25- B1 -Z	P01	
	432	88	3.47	4400	3.7	34	2KJ3503- EV25- A1 -Z	P01	
	4	B.49-LE112ZMKB4P							
		69	550	21.01	5170	0.82	49	2KJ3503- GJ23- R1 -Z	-
		74	515	19.77	5230	0.87	49	2KJ3503- GJ23- Q1 -Z	-
		78	485	18.67	5260	0.92	49	2KJ3503- GJ23- P1 -Z	-
92		415	15.89	5280	1.1	49	2KJ3503- GJ23- N1 -Z	-	
107		355	13.61	5280	1.3	49	2KJ3503- GJ23- M1 -Z	-	
122		310	11.97	5250	1.4	49	2KJ3503- GJ23- L1 -Z	-	
145		260	10.10	5180	1.7	49	2KJ3503- GJ23- K1 -Z	-	
166		230	8.80	5070	2	49	2KJ3503- GJ23- J1 -Z	-	
176		215	8.29	5170	1.5	49	2KJ3503- GJ23- H1 -Z	-	
187		200	7.80	5130	1.6	49	2KJ3503- GJ23- G1 -Z	-	
198		193	7.37	5050	1.7	49	2KJ3503- GJ23- F1 -Z	-	
233		164	6.27	4900	2	49	2KJ3503- GJ23- E1 -Z	-	
272		141	5.37	4750	2.3	49	2KJ3503- GJ23- D1 -Z	-	
309		123	4.72	4620	2.7	49	2KJ3503- GJ23- C1 -Z	-	
367		104	3.98	4440	3.2	49	2KJ3503- GJ23- B1 -Z	-	
421		91	3.47	4290	3.6	49	2KJ3503- GJ23- A1 -Z	-	
4	B.39-FZ90ZLG6TV								
	140	270	10.69	4640	0.88	29	2KJ3502- EV25- J1 -Z	P01	
	164	230	9.17	4620	0.98	29	2KJ3502- EV25- H1 -Z	P01	
	190	200	7.89	4540	1.1	29	2KJ3502- EV25- G1 -Z	P01	
	227	168	6.60	4570	1.2	29	2KJ3502- EV25- F1 -Z	P01	
	242	158	6.21	4530	1.3	29	2KJ3502- EV25- E1 -Z	P01	
	270	141	5.56	4440	1.4	29	2KJ3502- EV25- D1 -Z	P01	
	316	120	4.74	4310	1.7	29	2KJ3502- EV25- C1 -Z	P01	
	369	103	4.06	4170	1.9	29	2KJ3502- EV25- B1 -Z	P01	
	429	89	3.50	4030	2.2	29	2KJ3502- EV25- A1 -Z	P01	
	4	B.39-LE112ZMKB4P							
137		280	10.69	4640	0.86	44	2KJ3502- GJ23- J1 -Z	-	
159		240	9.17	4600	0.96	44	2KJ3502- GJ23- H1 -Z	-	
185		205	7.89	4560	1.1	44	2KJ3502- GJ23- G1 -Z	-	
221		173	6.60	4580	1.2	44	2KJ3502- GJ23- F1 -Z	-	
235		162	6.21	4550	1.2	44	2KJ3502- GJ23- E1 -Z	-	
263		145	5.56	4460	1.4	44	2KJ3502- GJ23- D1 -Z	-	
308		124	4.74	4320	1.6	44	2KJ3502- GJ23- C1 -Z	-	
360		106	4.06	4180	1.9	44	2KJ3502- GJ23- B1 -Z	-	
417		92	3.50	4040	2.1	44	2KJ3502- GJ23- A1 -Z	-	
5,5		K.189-LE132ZMS6P							
	4.9	10700	199.51	104000	1.8	683	2KJ3515- HL23- W1 -Z	P01	
	5.5	9610	178.49	104000	2	683	2KJ3515- HL23- V1 -Z	P01	
	K.169-LE132ZMS6P								
4.4	12000	223.30	70000	1.1	453	2KJ3514- HL23- F2 -Z	P01		
4.7	11200	208.35	70000	1.2	453	2KJ3514- HL23- E2 -Z	P01		
5.3	9970	185.23	70000	1.3	453	2KJ3514- HL23- D2 -Z	P01		
5.9	8950	166.31	70000	1.5	453	2KJ3514- HL23- C2 -Z	P01		

Article No. supplement

Shaft design	1 or 9	see page 10/51
Frequency and voltage	2 or 9	see page 11/2
Gearbox mounting type	A, F, H, C or D	see page 10/42

Geared motors up to 55 kW

Bevel geared motors**Selection and ordering data**

P_N	n_2	T_2	i	F_{R2}	f_B	m	Article No.	Additional identification code -Z with order code
kW	rpm	Nm	-	N	-	kg	(Article No. supplement, see below)	No. of poles
5,5	K.169-LE132ZST4P							
	6.6	7970	223.30	70000	1.6	453	2KJ3514- HJ23- F2 -Z -	
	7.1	7440	208.35	70000	1.7	453	2KJ3514- HJ23- E2 -Z -	
	7.9	6610	185.23	70000	2	453	2KJ3514- HJ23- D2 -Z -	
	K.149-LE132ZMS6P							
	5.4	9640	178.97	65000	0.83	283	2KJ3513- HL23- F2 -Z P01	
	K.149-LE132ZST4P							
	6.2	8460	237.03	65000	0.94	283	2KJ3513- HJ23- J2 -Z -	
	7.2	7240	202.86	65000	1.1	283	2KJ3513- HJ23- H2 -Z -	
	7.7	6820	190.92	65000	1.2	283	2KJ3513- HJ23- G2 -Z -	
	8.2	6390	178.97	65000	1.3	283	2KJ3513- HJ23- F2 -Z -	
	9.3	5660	158.65	65000	1.4	283	2KJ3513- HJ23- E2 -Z -	
	10	5030	140.93	65000	1.6	283	2KJ3513- HJ23- D2 -Z -	
	12	4540	127.16	65000	1.8	283	2KJ3513- HJ23- C2 -Z -	
	13	4020	112.68	65000	2	283	2KJ3513- HJ23- B2 -Z -	
	15	3560	99.79	65000	2.2	283	2KJ3513- HJ23- A2 -Z -	
	K.129-LE132ZST4P							
	10	5160	144.53	36900	0.85	200	2KJ3512- HJ23- D2 -Z -	
	12	4560	127.77	37400	0.96	200	2KJ3512- HJ23- C2 -Z -	
	13	4070	114.06	37900	1.1	200	2KJ3512- HJ23- B2 -Z -	
	14	3660	102.64	38300	1.2	200	2KJ3512- HJ23- A2 -Z -	
	17	3180	89.09	38800	1.4	200	2KJ3512- HJ23- X1 -Z -	
	18	2860	80.12	39100	1.5	200	2KJ3512- HJ23- W1 -Z -	
	21	2500	70.03	39400	1.8	200	2KJ3512- HJ23- V1 -Z -	
	24	2230	62.49	39700	2	200	2KJ3512- HJ23- U1 -Z -	
	27	1960	55.05	40000	2.2	200	2KJ3512- HJ23- T1 -Z -	
	K.109-LE132ZST4P							
	15	3480	97.49	24500	0.83	151	2KJ3511- HJ23- X1 -Z -	
	17	3090	86.59	24500	0.94	151	2KJ3511- HJ23- W1 -Z -	
	19	2770	77.51	24500	1	151	2KJ3511- HJ23- V1 -Z -	
	22	2360	66.26	24500	1.2	151	2KJ3511- HJ23- U1 -Z -	
	25	2110	59.17	24500	1.4	151	2KJ3511- HJ23- T1 -Z -	
	28	1860	52.29	24500	1.6	151	2KJ3511- HJ23- S1 -Z -	
	32	1640	45.89	24500	1.8	151	2KJ3511- HJ23- R1 -Z -	
	37	1420	39.95	24500	2	151	2KJ3511- HJ23- Q1 -Z -	
	43	1220	34.15	24500	2.2	151	2KJ3511- HJ23- P1 -Z -	
	50	1040	29.23	24500	2.5	151	2KJ3511- HJ23- N1 -Z -	
	59	890	24.98	24500	2.7	151	2KJ3511- HJ23- M1 -Z -	
	66	795	22.31	24500	3	151	2KJ3511- HJ23- L1 -Z -	
	141	370	10.45	21400	3.4	151	2KJ3511- HJ23- E1 -Z -	
	160	325	9.17	20700	3.9	151	2KJ3511- HJ23- D1 -Z -	
	K.89-LE132ZST4P							
	27	1970	55.27	18100	0.81	115	2KJ3510- HJ23- U1 -Z -	
	30	1740	48.85	18100	0.92	115	2KJ3510- HJ23- T1 -Z -	
	35	1480	41.54	18100	1.1	115	2KJ3510- HJ23- S1 -Z -	
	37	1400	39.29	18100	1.1	115	2KJ3510- HJ23- R1 -Z -	
	45	1170	32.96	18100	1.4	115	2KJ3510- HJ23- Q1 -Z -	
	47	1100	31.03	18100	1.4	115	2KJ3510- HJ23- P1 -Z -	
	52	1010	28.46	18100	1.6	115	2KJ3510- HJ23- N1 -Z -	
	59	885	24.86	18100	1.8	115	2KJ3510- HJ23- M1 -Z -	
	66	795	22.26	18100	2	115	2KJ3510- HJ23- L1 -Z -	
	76	695	19.46	18100	2.2	115	2KJ3510- HJ23- K1 -Z -	
	88	595	16.71	18100	2.5	115	2KJ3510- HJ23- J1 -Z -	
	100	525	14.77	18100	2.7	115	2KJ3510- HJ23- H1 -Z -	
	117	445	12.56	18100	3	115	2KJ3510- HJ23- G1 -Z -	
	137	380	10.76	18100	3.3	115	2KJ3510- HJ23- F1 -Z -	
	140	375	10.51	18100	2.3	115	2KJ3510- HJ23- E1 -Z -	
	163	320	9.02	18000	2.5	115	2KJ3510- HJ23- D1 -Z -	
	184	285	7.97	17500	2.7	115	2KJ3510- HJ23- C1 -Z -	
	217	240	6.78	16900	3	115	2KJ3510- HJ23- B1 -Z -	
	253	205	5.81	16200	3.3	115	2KJ3510- HJ23- A1 -Z -	

Article No. supplement

Shaft design	1 or 9	see page 10/51
Frequency and voltage	2 or 9	see page 11/2
Gearbox mounting type	A, F, H, C or D	see page 10/42

Selection and ordering data

P_N	n_2	T_2	i	F_{R2}	f_B	m	Article No.	Additional identification code -Z with order code	
kW	rpm	Nm	-	N	-	kg	(Article No. supplement, see below)	No. of poles	
5,5	K.79-LE132ZST4P								
	54	970	27.20	13600	0.82	94	2KJ3508- HJ23- N1 -Z -		
	57	915	25.60	13700	0.86	94	2KJ3508- HJ23- M1 -Z -		
	61	860	24.17	13800	0.89	94	2KJ3508- HJ23- L1 -Z -		
	71	735	20.57	14100	1	94	2KJ3508- HJ23- K1 -Z -		
	83	630	17.62	14200	1.1	94	2KJ3508- HJ23- J1 -Z -		
	95	550	15.49	14000	1.3	94	2KJ3508- HJ23- H1 -Z -		
	112	465	13.07	13600	1.4	94	2KJ3508- HJ23- G1 -Z -		
	129	405	11.39	13300	1.6	94	2KJ3508- HJ23- F1 -Z -		
	140	375	10.51	13000	1.2	94	2KJ3508- HJ23- E1 -Z -		
	163	320	9.01	12600	1.4	94	2KJ3508- HJ23- D1 -Z -		
	186	280	7.92	12300	1.6	94	2KJ3508- HJ23- C1 -Z -		
	220	235	6.68	11900	1.9	94	2KJ3508- HJ23- B1 -Z -		
	253	205	5.82	11500	2.1	94	2KJ3508- HJ23- A1 -Z -		
	5,5	K.69-LE132ZST4P							
87		600	16.88	4150	0.88	88	2KJ3507- HJ23- J1 -Z -		
99		530	14.84	4290	0.97	88	2KJ3507- HJ23- H1 -Z -		
117		445	12.52	4450	1.1	88	2KJ3507- HJ23- G1 -Z -		
135		390	10.91	4500	1.2	88	2KJ3507- HJ23- F1 -Z -		
157		330	9.34	3970	1.1	88	2KJ3507- HJ23- E1 -Z -		
184		285	8.01	4020	1.3	88	2KJ3507- HJ23- D1 -Z -		
209		250	7.04	4060	1.5	88	2KJ3507- HJ23- C1 -Z -		
247		210	5.94	4070	1.6	88	2KJ3507- HJ23- B1 -Z -		
284		185	5.18	4030	1.8	88	2KJ3507- HJ23- A1 -Z -		
5,5		K.49-LE132ZST4P							
		106	495	13.91	1850	0.85	82	2KJ3505- HJ23- J1 -Z -	
		123	425	11.93	2110	0.99	82	2KJ3505- HJ23- H1 -Z -	
		143	365	10.27	2320	1.1	82	2KJ3505- HJ23- G1 -Z -	
		160	325	9.18	2260	0.82	82	2KJ3505- HJ23- E1 -Z -	
	179	290	8.22	2380	0.87	82	2KJ3505- HJ23- D1 -Z -		
	210	250	7.00	2460	0.96	82	2KJ3505- HJ23- C1 -Z -		
	245	210	6.00	2560	1	82	2KJ3505- HJ23- B1 -Z -		
	284	185	5.17	2560	1.1	82	2KJ3505- HJ23- A1 -Z -		
	5,5	B.49-LE132ZST4P							
108		485	13.61	4390	0.93	79	2KJ3503- HJ23- M1 -Z -		
123		425	11.97	4470	1.1	79	2KJ3503- HJ23- L1 -Z -		
146		360	10.10	4500	1.2	79	2KJ3503- HJ23- K1 -Z -		
167		310	8.80	4530	1.4	79	2KJ3503- HJ23- J1 -Z -		
177		295	8.29	4670	1.1	79	2KJ3503- HJ23- H1 -Z -		
188		275	7.80	4660	1.2	79	2KJ3503- HJ23- G1 -Z -		
199		260	7.37	4640	1.3	79	2KJ3503- HJ23- F1 -Z -		
234		220	6.27	4550	1.5	79	2KJ3503- HJ23- E1 -Z -		
274		192	5.37	4430	1.7	79	2KJ3503- HJ23- D1 -Z -		
311		169	4.72	4330	2	79	2KJ3503- HJ23- C1 -Z -		
369		142	3.98	4200	2.3	79	2KJ3503- HJ23- B1 -Z -		
424		124	3.47	4080	2.6	79	2KJ3503- HJ23- A1 -Z -		
7,5		K.189-LE132ZMS4P							
		7.3	9750	199.51	104000	2	683	2KJ3515- HL23- W1 -Z -	
	K.169-LE132ZMS4P								
	6.6	10900	223.30	70000	1.2	453	2KJ3514- HL23- F2 -Z -		
	7	10100	208.35	70000	1.3	453	2KJ3514- HL23- E2 -Z -		
	7.9	9050	185.23	70000	1.4	453	2KJ3514- HL23- D2 -Z -		
	8.8	8130	166.31	70000	1.6	453	2KJ3514- HL23- C2 -Z -		
	9.7	7360	150.55	70000	1.8	453	2KJ3514- HL23- B2 -Z -		
	11	6460	132.24	70000	2	453	2KJ3514- HL23- A2 -Z -		
	12	5850	119.83	70000	2.2	453	2KJ3514- HL23- X1 -Z -		
	K.149-LE132ZMS4P								
	7.2	9910	202.86	65000	0.81	283	2KJ3513- HL23- H2 -Z -		
	7.7	9330	190.92	65000	0.86	283	2KJ3513- HL23- G2 -Z -		
	8.2	8750	178.97	65000	0.91	283	2KJ3513- HL23- F2 -Z -		
	9.2	7750	158.65	65000	1	283	2KJ3513- HL23- E2 -Z -		

Article No. supplement

Shaft design	1 or 9	see page 10/51
Frequency and voltage	2 or 9	see page 11/2
Gearbox mounting type	A, F, H, C or D	see page 10/42

Geared motors up to 55 kW

Bevel geared motors

Selection and ordering data

P_N	n_2	T_2	i	F_{R2}	f_B	m	Article No.	Additional identification code -Z with order code
kW	rpm	Nm	-	N	-	kg	(Article No. supplement, see below)	No. of poles
7,5	K.149-LE132ZMS4P							
	10	6890	140.93	65000	1.2	283	2KJ3513- HL23- D2	-Z -
	12	6210	127.16	65000	1.3	283	2KJ3513- HL23- C2	-Z -
	13	5500	112.68	65000	1.5	283	2KJ3513- HL23- B2	-Z -
	15	4870	99.79	64100	1.6	283	2KJ3513- HL23- A2	-Z -
	16	4340	88.81	62900	1.8	283	2KJ3513- HL23- X1	-Z -
	18	3890	79.59	61700	2.1	283	2KJ3513- HL23- W1	-Z -
	21	3450	70.56	60400	2.3	283	2KJ3513- HL23- V1	-Z -
	K.129-LE132ZMS4P							
	14	5010	102.64	37000	0.88	200	2KJ3512- HL23- A2	-Z -
	16	4350	89.09	37600	1	200	2KJ3512- HL23- X1	-Z -
	18	3910	80.12	38100	1.1	200	2KJ3512- HL23- W1	-Z -
	21	3420	70.03	38600	1.3	200	2KJ3512- HL23- V1	-Z -
	23	3050	62.49	38900	1.4	200	2KJ3512- HL23- U1	-Z -
	27	2690	55.05	39300	1.6	200	2KJ3512- HL23- T1	-Z -
	30	2350	48.24	39300	1.9	200	2KJ3512- HL23- S1	-Z -
	35	2050	42.04	38400	2.1	200	2KJ3512- HL23- R1	-Z -
	38	1870	38.37	37700	2.3	200	2KJ3512- HL23- Q1	-Z -
	44	1610	33.03	36700	2.7	200	2KJ3512- HL23- P1	-Z -
	K.109-LE132ZMS4P							
	22	3240	66.26	24500	0.9	151	2KJ3511- HL23- U1	-Z -
25	2890	59.17	24500	1	151	2KJ3511- HL23- T1	-Z -	
28	2550	52.29	24500	1.1	151	2KJ3511- HL23- S1	-Z -	
32	2240	45.89	24500	1.3	151	2KJ3511- HL23- R1	-Z -	
37	1950	39.95	24500	1.4	151	2KJ3511- HL23- Q1	-Z -	
43	1670	34.15	24500	1.6	151	2KJ3511- HL23- P1	-Z -	
50	1420	29.23	24500	1.8	151	2KJ3511- HL23- N1	-Z -	
59	1220	24.98	24500	1.9	151	2KJ3511- HL23- M1	-Z -	
66	1090	22.31	24500	2.2	151	2KJ3511- HL23- L1	-Z -	
74	960	19.71	24200	2.5	151	2KJ3511- HL23- K1	-Z -	
85	845	17.30	23600	2.8	151	2KJ3511- HL23- J1	-Z -	
97	735	15.06	22900	3.1	151	2KJ3511- HL23- H1	-Z -	
114	625	12.87	22100	3.5	151	2KJ3511- HL23- G1	-Z -	
140	510	10.45	20800	2.5	151	2KJ3511- HL23- E1	-Z -	
160	445	9.17	20200	2.8	151	2KJ3511- HL23- D1	-Z -	
183	390	7.99	19500	3.3	151	2KJ3511- HL23- C1	-Z -	
214	330	6.83	18800	3.9	151	2KJ3511- HL23- B1	-Z -	
251	285	5.84	18100	4.6	151	2KJ3511- HL23- A1	-Z -	
K.89-LE132ZMS4P								
37	1920	39.29	18100	0.83	115	2KJ3510- HL23- R1	-Z -	
44	1610	32.96	18100	0.99	115	2KJ3510- HL23- Q1	-Z -	
47	1510	31.03	18100	1.1	115	2KJ3510- HL23- P1	-Z -	
51	1390	28.46	18100	1.1	115	2KJ3510- HL23- N1	-Z -	
59	1210	24.86	18100	1.3	115	2KJ3510- HL23- M1	-Z -	
66	1080	22.26	18100	1.5	115	2KJ3510- HL23- L1	-Z -	
75	950	19.46	18100	1.6	115	2KJ3510- HL23- K1	-Z -	
88	815	16.71	18100	1.8	115	2KJ3510- HL23- J1	-Z -	
99	720	14.77	18100	2	115	2KJ3510- HL23- H1	-Z -	
117	610	12.56	18100	2.2	115	2KJ3510- HL23- G1	-Z -	
136	525	10.76	18100	2.4	115	2KJ3510- HL23- F1	-Z -	
139	510	10.51	17900	1.6	115	2KJ3510- HL23- E1	-Z -	
162	440	9.02	17400	1.8	115	2KJ3510- HL23- D1	-Z -	
184	390	7.97	16900	2	115	2KJ3510- HL23- C1	-Z -	
216	330	6.78	16400	2.2	115	2KJ3510- HL23- B1	-Z -	
252	280	5.81	15800	2.4	115	2KJ3510- HL23- A1	-Z -	
K.79-LE132ZMS4P								
83	860	17.62	12900	0.83	94	2KJ3508- HL23- J1	-Z -	
95	755	15.49	12900	0.92	94	2KJ3508- HL23- H1	-Z -	
112	635	13.07	12700	1	94	2KJ3508- HL23- G1	-Z -	
129	555	11.39	12500	1.2	94	2KJ3508- HL23- F1	-Z -	
139	510	10.51	12100	0.87	94	2KJ3508- HL23- E1	-Z -	

Article No. supplement

Shaft design	1 or 9	see page 10/51
Frequency and voltage	2 or 9	see page 11/2
Gearbox mounting type	A, F, H, C or D	see page 10/42

Selection and ordering data

P_N	n_2	T_2	i	F_{R2}	f_B	m	Article No.	Additional identification code -Z with order code
kW	rpm	Nm	-	N	-	kg	(Article No. supplement, see below)	No. of poles
7,5	K.79-LE132ZMS4P							
	163	440	9.01	11900	1	94	2KJ3508- ■ HL23- ■ ■ D1 -Z -	
	185	385	7.92	11700	1.2	94	2KJ3508- ■ HL23- ■ ■ C1 -Z -	
	219	325	6.68	11300	1.4	94	2KJ3508- ■ HL23- ■ ■ B1 -Z -	
	252	285	5.82	11000	1.5	94	2KJ3508- ■ HL23- ■ ■ A1 -Z -	
	K.69-LE132ZMS4P							
	117	610	12.52	3290	0.8	88	2KJ3507- ■ HL23- ■ ■ G1 -Z -	
	134	530	10.91	3520	0.88	88	2KJ3507- ■ HL23- ■ ■ F1 -Z -	
	157	455	9.34	2860	0.81	88	2KJ3507- ■ HL23- ■ ■ E1 -Z -	
	183	390	8.01	3090	0.93	88	2KJ3507- ■ HL23- ■ ■ D1 -Z -	
	208	340	7.04	3260	1.1	88	2KJ3507- ■ HL23- ■ ■ C1 -Z -	
	247	290	5.94	3360	1.2	88	2KJ3507- ■ HL23- ■ ■ B1 -Z -	
	283	250	5.18	3450	1.3	88	2KJ3507- ■ HL23- ■ ■ A1 -Z -	
	K.49-LE132ZMS4P							
	143	500	10.27	1270	0.83	82	2KJ3505- ■ HL23- ■ ■ G1 -Z -	
	283	250	5.17	2030	0.83	82	2KJ3505- ■ HL23- ■ ■ A1 -Z -	
	B.49-LE132ZMS4P							
	145	490	10.10	3650	0.91	79	2KJ3503- ■ HL23- ■ ■ K1 -Z -	
	166	430	8.80	3740	1	79	2KJ3503- ■ HL23- ■ ■ J1 -Z -	
	177	405	8.29	4010	0.81	79	2KJ3503- ■ HL23- ■ ■ H1 -Z -	
	188	380	7.80	4030	0.87	79	2KJ3503- ■ HL23- ■ ■ G1 -Z -	
	199	360	7.37	4040	0.92	79	2KJ3503- ■ HL23- ■ ■ F1 -Z -	
	234	305	6.27	4040	1.1	79	2KJ3503- ■ HL23- ■ ■ E1 -Z -	
	273	260	5.37	4020	1.3	79	2KJ3503- ■ HL23- ■ ■ D1 -Z -	
	310	230	4.72	3970	1.4	79	2KJ3503- ■ HL23- ■ ■ C1 -Z -	
368	195	3.98	3880	1.7	79	2KJ3503- ■ HL23- ■ ■ B1 -Z -		
422	170	3.47	3810	1.9	79	2KJ3503- ■ HL23- ■ ■ A1 -Z -		
9,2	K.189-LE160MPA4P							
	7.4	11800	199.51	104000	1.6	700	2KJ3515- ■ JQ23- ■ ■ W1 -Z -	
	8.3	10500	178.49	104000	1.8	700	2KJ3515- ■ JQ23- ■ ■ V1 -Z -	
	9.2	9550	160.98	104000	2	700	2KJ3515- ■ JQ23- ■ ■ U1 -Z -	
	K.169-LE160MPA4P							
	6.6	13200	223.30	70000	0.98	469	2KJ3514- ■ JQ23- ■ ■ F2 -Z -	
	7.1	12300	208.35	70000	1.1	469	2KJ3514- ■ JQ23- ■ ■ E2 -Z -	
	8	10900	185.23	70000	1.2	469	2KJ3514- ■ JQ23- ■ ■ D2 -Z -	
	8.9	9870	166.31	70000	1.3	469	2KJ3514- ■ JQ23- ■ ■ C2 -Z -	
	9.8	8930	150.55	70000	1.5	469	2KJ3514- ■ JQ23- ■ ■ B2 -Z -	
	11	7850	132.24	70000	1.7	469	2KJ3514- ■ JQ23- ■ ■ A2 -Z -	
	12	7110	119.83	70000	1.8	469	2KJ3514- ■ JQ23- ■ ■ X1 -Z -	
	14	6330	106.72	70000	2.1	469	2KJ3514- ■ JQ23- ■ ■ W1 -Z -	
	K.149-LE160MPA4P							
	9.3	9410	158.65	62700	0.85	301	2KJ3513- ■ JQ23- ■ ■ E2 -Z -	
	11	8360	140.93	62600	0.96	301	2KJ3513- ■ JQ23- ■ ■ D2 -Z -	
	12	7540	127.16	62200	1.1	301	2KJ3513- ■ JQ23- ■ ■ C2 -Z -	
	13	6680	112.68	61700	1.2	301	2KJ3513- ■ JQ23- ■ ■ B2 -Z -	
	15	5920	99.79	60900	1.4	301	2KJ3513- ■ JQ23- ■ ■ A2 -Z -	
	17	5270	88.81	60100	1.5	301	2KJ3513- ■ JQ23- ■ ■ X1 -Z -	
	19	4720	79.59	59200	1.7	301	2KJ3513- ■ JQ23- ■ ■ W1 -Z -	
	21	4180	70.56	58100	1.9	301	2KJ3513- ■ JQ23- ■ ■ V1 -Z -	
	24	3690	62.28	56900	2.2	301	2KJ3513- ■ JQ23- ■ ■ U1 -Z -	
	27	3250	54.76	55600	2.5	301	2KJ3513- ■ JQ23- ■ ■ T1 -Z -	
	K.129-LE160MPA4P							
17	5280	89.09	36700	0.83	218	2KJ3512- ■ JQ23- ■ ■ X1 -Z -		
18	4750	80.12	37300	0.93	218	2KJ3512- ■ JQ23- ■ ■ W1 -Z -		
21	4150	70.03	37800	1.1	218	2KJ3512- ■ JQ23- ■ ■ V1 -Z -		
24	3710	62.49	38300	1.2	218	2KJ3512- ■ JQ23- ■ ■ U1 -Z -		
27	3260	55.05	37900	1.3	218	2KJ3512- ■ JQ23- ■ ■ T1 -Z -		
31	2860	48.24	37400	1.5	218	2KJ3512- ■ JQ23- ■ ■ S1 -Z -		
35	2490	42.04	36700	1.8	218	2KJ3512- ■ JQ23- ■ ■ R1 -Z -		
39	2270	38.37	36200	1.9	218	2KJ3512- ■ JQ23- ■ ■ Q1 -Z -		
45	1960	33.03	35400	2.2	218	2KJ3512- ■ JQ23- ■ ■ P1 -Z -		

Article No. supplement

Shaft design	1 or 9	see page 10/51
Frequency and voltage	2 or 9	see page 11/2
Gearbox mounting type	A, F, H, C or D	see page 10/42

Geared motors up to 55 kW

Bevel geared motors

Selection and ordering data

P_N	n_2	T_2	i	F_{R2}	f_B	m	Article No.	Additional identification code -Z with order code	
kW	rpm	Nm	-	N	-	kg	(Article No. supplement, see below)	No. of poles	
9,2	K.129-LE160MPA4P								
	47	1870	3155	35100	2,3	218	2KJ3512- JQ23- N1 -Z -		
	54	1630	27.58	34300	2,7	218	2KJ3512- JQ23- M1 -Z -		
	60	1460	24.61	33500	3	218	2KJ3512- JQ23- L1 -Z -		
	K.109-LE160MPA4P								
	25	3510	59.17	24500	0.83	170	2KJ3511- JQ23- T1 -Z -		
	28	3100	52.29	24500	0.93	170	2KJ3511- JQ23- S1 -Z -		
	32	2720	45.89	24500	1.1	170	2KJ3511- JQ23- R1 -Z -		
	37	2370	39.95	24500	1.2	170	2KJ3511- JQ23- Q1 -Z -		
	43	2020	34.15	24500	1.3	170	2KJ3511- JQ23- P1 -Z -		
	51	1730	29.23	24500	1.5	170	2KJ3511- JQ23- N1 -Z -		
	59	1480	24.98	24200	1.6	170	2KJ3511- JQ23- M1 -Z -		
	66	1320	22.31	23800	1.8	170	2KJ3511- JQ23- L1 -Z -		
	75	1170	19.71	23300	2	170	2KJ3511- JQ23- K1 -Z -		
	86	1020	17.30	22800	2.3	170	2KJ3511- JQ23- J1 -Z -		
	98	890	15.06	22200	2.6	170	2KJ3511- JQ23- H1 -Z -		
	115	760	12.87	21600	2.9	170	2KJ3511- JQ23- G1 -Z -		
	134	650	11.02	20900	3.2	170	2KJ3511- JQ23- F1 -Z -		
	142	620	10.45	20300	2	170	2KJ3511- JQ23- E1 -Z -		
	161	540	9.17	19700	2.3	170	2KJ3511- JQ23- D1 -Z -		
	185	470	7.99	19100	2.7	170	2KJ3511- JQ23- C1 -Z -		
	217	405	6.83	18400	3.2	170	2KJ3511- JQ23- B1 -Z -		
253	345	5.84	17800	3.7	170	2KJ3511- JQ23- A1 -Z -			
	K.89-LE160MPA4P								
	45	1950	32.96	18100	0.82	133	2KJ3510- JQ23- Q1 -Z -		
	48	1840	31.03	18100	0.87	133	2KJ3510- JQ23- P1 -Z -		
	52	1690	28.46	18100	0.95	133	2KJ3510- JQ23- N1 -Z -		
	60	1470	24.86	18100	1.1	133	2KJ3510- JQ23- M1 -Z -		
	66	1320	22.26	18100	1.2	133	2KJ3510- JQ23- L1 -Z -		
	76	1150	19.46	18100	1.4	133	2KJ3510- JQ23- K1 -Z -		
	89	990	16.71	18100	1.5	133	2KJ3510- JQ23- J1 -Z -		
	100	875	14.77	18100	1.6	133	2KJ3510- JQ23- H1 -Z -		
	118	745	12.56	18100	1.8	133	2KJ3510- JQ23- G1 -Z -		
	138	635	10.76	18000	2	133	2KJ3510- JQ23- F1 -Z -		
	141	620	10.51	17200	1.4	133	2KJ3510- JQ23- E1 -Z -		
	164	535	9.02	16800	1.5	133	2KJ3510- JQ23- D1 -Z -		
	186	470	7.97	16400	1.6	133	2KJ3510- JQ23- C1 -Z -		
	218	400	6.78	15900	1.8	133	2KJ3510- JQ23- B1 -Z -		
	255	345	5.81	15400	2	133	2KJ3510- JQ23- A1 -Z -		
	11	K.189-LE160MPB4P							
		7.4	14200	199.51	104000	1.3	692	2KJ3515- JR23- W1 -Z -	
8.3		12700	178.49	104000	1.5	692	2KJ3515- JR23- V1 -Z -		
9.2		11400	160.98	104000	1.7	692	2KJ3515- JR23- U1 -Z -		
10		10100	142.28	104000	1.9	692	2KJ3515- JR23- T1 -Z -		
11		9260	130.05	104000	2.1	692	2KJ3515- JR23- S1 -Z -		
		K.169-LE160MPB4P							
		6.6	15900	223.30	70000	0.82	461	2KJ3514- JR23- F2 -Z -	
		7.1	14800	208.35	70000	0.88	461	2KJ3514- JR23- E2 -Z -	
		8	13100	185.23	70000	0.99	461	2KJ3514- JR23- D2 -Z -	
		8.9	11800	166.31	70000	1.1	461	2KJ3514- JR23- C2 -Z -	
		9.8	10700	150.55	70000	1.2	461	2KJ3514- JR23- B2 -Z -	
		11	9410	132.24	70000	1.4	461	2KJ3514- JR23- A2 -Z -	
		12	8530	119.83	70000	1.5	461	2KJ3514- JR23- X1 -Z -	
		14	7600	106.72	70000	1.7	461	2KJ3514- JR23- W1 -Z -	
		15	6820	95.83	70000	1.9	461	2KJ3514- JR23- V1 -Z -	
		17	6090	85.51	70000	2.1	461	2KJ3514- JR23- U1 -Z -	
			K.149-LE160MPB4P						
10	10000		140.93	58100	0.8	293	2KJ3513- JR23- D2 -Z -		
12	9050		127.16	58100	0.88	293	2KJ3513- JR23- C2 -Z -		
13	8020		112.68	58000	1	293	2KJ3513- JR23- B2 -Z -		
	15	7100	99.79	57700	1.1	293	2KJ3513- JR23- A2 -Z -		

Article No. supplement

Shaft design	1 or 9	see page 10/51
Frequency and voltage	2 or 9	see page 11/2
Gearbox mounting type	A, F, H, C or D	see page 10/42

Selection and ordering data

P_N	n_2	T_2	i	F_{R2}	f_B	m	Article No.	Additional identification code -Z with order code
kW	rpm	Nm	-	N	-	kg	(Article No. supplement, see below)	No. of poles
11	K.149-LE160MPB4P							
	17	6320	88.81	57200	1.3	293	2KJ3513- JR23- X1	-Z -
	19	5660	79.59	56600	1.4	293	2KJ3513- JR23- W1	-Z -
	21	5020	70.56	55900	1.6	293	2KJ3513- JR23- V1	-Z -
	24	4430	62.28	54900	1.8	293	2KJ3513- JR23- U1	-Z -
	27	3900	54.76	53900	2.1	293	2KJ3513- JR23- T1	-Z -
	30	3530	49.60	53000	2.3	293	2KJ3513- JR23- S1	-Z -
	34	3070	43.18	51700	2.6	293	2KJ3513- JR23- R1	-Z -
	K.129-LE160MPB4P							
	21	4980	70.03	35800	0.88	210	2KJ3512- JR23- V1	-Z -
	24	4450	62.49	35800	0.99	210	2KJ3512- JR23- U1	-Z -
	27	3920	55.05	35700	1.1	210	2KJ3512- JR23- T1	-Z -
	31	3430	48.24	35500	1.3	210	2KJ3512- JR23- S1	-Z -
	35	2990	42.04	35100	1.5	210	2KJ3512- JR23- R1	-Z -
38	2730	38.37	34700	1.6	210	2KJ3512- JR23- Q1	-Z -	
45	2350	33.03	34100	1.9	210	2KJ3512- JR23- P1	-Z -	
47	2240	31.55	33900	2	210	2KJ3512- JR23- N1	-Z -	
53	1960	27.58	33200	2.2	210	2KJ3512- JR23- M1	-Z -	
60	1750	24.61	32600	2.5	210	2KJ3512- JR23- L1	-Z -	
68	1540	21.68	31800	2.8	210	2KJ3512- JR23- K1	-Z -	
78	1350	19.00	31100	3.1	210	2KJ3512- JR23- J1	-Z -	
89	1170	16.56	30200	3.4	210	2KJ3512- JR23- H1	-Z -	
125	840	11.80	28000	3.4	210	2KJ3512- JR23- E1	-Z -	
143	735	10.34	27200	3.9	210	2KJ3512- JR23- D1	-Z -	
K.109-LE160MPB4P								
32	3260	45.89	23500	0.89	162	2KJ3511- JR23- R1	-Z -	
37	2840	39.95	23600	0.99	162	2KJ3511- JR23- Q1	-Z -	
43	2430	34.15	23600	1.1	162	2KJ3511- JR23- P1	-Z -	
50	2080	29.23	23400	1.3	162	2KJ3511- JR23- N1	-Z -	
59	1770	24.98	23200	1.3	162	2KJ3511- JR23- M1	-Z -	
66	1580	22.31	22900	1.5	162	2KJ3511- JR23- L1	-Z -	
75	1400	19.71	22500	1.7	162	2KJ3511- JR23- K1	-Z -	
85	1230	17.30	22100	1.9	162	2KJ3511- JR23- J1	-Z -	
98	1070	15.06	21600	2.2	162	2KJ3511- JR23- H1	-Z -	
115	915	12.87	21000	2.4	162	2KJ3511- JR23- G1	-Z -	
134	785	11.02	20400	2.7	162	2KJ3511- JR23- F1	-Z -	
141	740	10.45	19800	1.7	162	2KJ3511- JR23- E1	-Z -	
161	650	9.17	19300	1.9	162	2KJ3511- JR23- D1	-Z -	
185	565	7.99	18800	2.2	162	2KJ3511- JR23- C1	-Z -	
216	485	6.83	18100	2.7	162	2KJ3511- JR23- B1	-Z -	
253	415	5.84	17500	3.1	162	2KJ3511- JR23- A1	-Z -	
K.89-LE160MPB4P								
59	1770	24.86	18100	0.9	125	2KJ3510- JR23- M1	-Z -	
66	1580	22.26	18100	1	125	2KJ3510- JR23- L1	-Z -	
76	1380	19.46	18100	1.1	125	2KJ3510- JR23- K1	-Z -	
88	1190	16.71	18100	1.2	125	2KJ3510- JR23- J1	-Z -	
100	1050	14.77	18100	1.3	125	2KJ3510- JR23- H1	-Z -	
117	895	12.56	17800	1.5	125	2KJ3510- JR23- G1	-Z -	
137	765	10.76	17400	1.6	125	2KJ3510- JR23- F1	-Z -	
140	745	10.51	16500	1.1	125	2KJ3510- JR23- E1	-Z -	
164	640	9.02	16200	1.2	125	2KJ3510- JR23- D1	-Z -	
185	565	7.97	15900	1.4	125	2KJ3510- JR23- C1	-Z -	
218	480	6.78	15500	1.5	125	2KJ3510- JR23- B1	-Z -	
254	410	5.81	15100	1.6	125	2KJ3510- JR23- A1	-Z -	
15	K.189-LE160ZLL4P							
	7.4	19300	199.51	104000	0.99	717	2KJ3515- JU23- W1	-Z -
	8.3	17300	178.49	104000	1.1	717	2KJ3515- JU23- V1	-Z -
	9.2	15600	160.98	104000	1.2	717	2KJ3515- JU23- U1	-Z -
	10	13800	142.28	104000	1.4	717	2KJ3515- JU23- T1	-Z -
	11	12600	130.05	104000	1.5	717	2KJ3515- JU23- S1	-Z -
	13	11300	117.00	104000	1.7	717	2KJ3515- JU23- R1	-Z -

Article No. supplement

Shaft design	1 or 9	see page 10/51
Frequency and voltage	2 or 9	see page 11/2
Gearbox mounting type	A, F, H, C or D	see page 10/42

Geared motors up to 55 kW

Bevel geared motors**Selection and ordering data**

P_N	n_2	T_2	i	F_{R2}	f_B	m	Article No.	Additional identification code -Z with order code
kW	rpm	Nm	-	N	-	kg	(Article No. supplement, see below)	No. of poles
15	K.189-LE160ZLL4P							
	14	10100	104.56	104000	1.9	717	2KJ3515- JU23- Q1 -Z -	-
	16	9180	94.55	104000	2.1	717	2KJ3515- JU23- P1 -Z -	-
	K.169-LE160ZLL4P							
	8.9	16100	166.31	70000	0.8	486	2KJ3514- JU23- C2 -Z -	-
	9.8	14600	150.55	70000	0.89	486	2KJ3514- JU23- B2 -Z -	-
	11	12800	132.24	70000	1	486	2KJ3514- JU23- A2 -Z -	-
	12	11600	119.83	70000	1.1	486	2KJ3514- JU23- X1 -Z -	-
	14	10300	106.72	70000	1.3	486	2KJ3514- JU23- W1 -Z -	-
	15	9300	95.83	70000	1.4	486	2KJ3514- JU23- V1 -Z -	-
	17	8300	85.51	70000	1.6	486	2KJ3514- JU23- U1 -Z -	-
	19	7400	76.23	70000	1.8	486	2KJ3514- JU23- T1 -Z -	-
	22	6560	67.61	70000	2	486	2KJ3514- JU23- S1 -Z -	-
	24	6020	62.07	70000	2.2	486	2KJ3514- JU23- R1 -Z -	-
	27	5310	54.68	70000	2.4	486	2KJ3514- JU23- Q1 -Z -	-
	K.149-LE160ZLL4P							
	15	9690	99.79	50500	0.83	318	2KJ3513- JU23- A2 -Z -	-
	17	8620	88.81	50800	0.93	318	2KJ3513- JU23- X1 -Z -	-
	19	7730	79.59	50800	1	318	2KJ3513- JU23- W1 -Z -	-
	21	6850	70.56	50700	1.2	318	2KJ3513- JU23- V1 -Z -	-
	24	6040	62.28	50400	1.3	318	2KJ3513- JU23- U1 -Z -	-
	27	5310	54.76	49900	1.5	318	2KJ3513- JU23- T1 -Z -	-
	30	4810	49.60	49400	1.7	318	2KJ3513- JU23- S1 -Z -	-
	34	4190	43.18	48600	1.9	318	2KJ3513- JU23- R1 -Z -	-
	42	3430	35.40	47200	2.3	318	2KJ3513- JU23- Q1 -Z -	-
	46	3140	32.33	46500	2.5	318	2KJ3513- JU23- P1 -Z -	-
	51	2780	28.66	45500	2.7	318	2KJ3513- JU23- N1 -Z -	-
	58	2450	25.30	44500	3	318	2KJ3513- JU23- M1 -Z -	-
	104	1370	14.15	39100	3	318	2KJ3513- JU23- G1 -Z -	-
	119	1200	12.44	38000	3.3	318	2KJ3513- JU23- F1 -Z -	-
	131	1090	11.26	37100	3.6	318	2KJ3513- JU23- E1 -Z -	-
	150	950	9.81	35800	4	318	2KJ3513- JU23- D1 -Z -	-
	K.129-LE160ZLL4P							
	27	5340	55.05	30800	0.82	235	2KJ3512- JU23- T1 -Z -	-
	31	4680	48.24	31200	0.94	235	2KJ3512- JU23- S1 -Z -	-
	35	4080	42.04	31300	1.1	235	2KJ3512- JU23- R1 -Z -	-
	38	3720	38.37	31300	1.2	235	2KJ3512- JU23- Q1 -Z -	-
	45	3200	33.03	31200	1.4	235	2KJ3512- JU23- P1 -Z -	-
	47	3060	31.55	31100	1.4	235	2KJ3512- JU23- N1 -Z -	-
	53	2670	27.58	30800	1.6	235	2KJ3512- JU23- M1 -Z -	-
	60	2390	24.61	30400	1.8	235	2KJ3512- JU23- L1 -Z -	-
	68	2100	21.68	29900	2	235	2KJ3512- JU23- K1 -Z -	-
	78	1840	19.00	29400	2.2	235	2KJ3512- JU23- J1 -Z -	-
	89	1600	16.56	28800	2.5	235	2KJ3512- JU23- H1 -Z -	-
	98	1460	15.11	28300	2.7	235	2KJ3512- JU23- G1 -Z -	-
	113	1260	13.01	27500	3	235	2KJ3512- JU23- F1 -Z -	-
	125	1140	11.80	27000	2.5	235	2KJ3512- JU23- E1 -Z -	-
	143	1000	10.34	26300	2.8	235	2KJ3512- JU23- D1 -Z -	-
	164	875	9.01	25500	3.2	235	2KJ3512- JU23- C1 -Z -	-
	179	795	8.22	25000	3.4	235	2KJ3512- JU23- B1 -Z -	-
	208	685	7.08	24200	3.7	235	2KJ3512- JU23- A1 -Z -	-
	K.109-LE160ZLL4P							
	43	3310	34.15	20300	0.82	187	2KJ3511- JU23- P1 -Z -	-
	50	2830	29.23	20600	0.92	187	2KJ3511- JU23- N1 -Z -	-
	59	2420	24.98	20700	0.98	187	2KJ3511- JU23- M1 -Z -	-
	66	2160	22.31	20700	1.1	187	2KJ3511- JU23- L1 -Z -	-
	75	1910	19.71	20600	1.2	187	2KJ3511- JU23- K1 -Z -	-
	85	1680	17.30	20400	1.4	187	2KJ3511- JU23- J1 -Z -	-
	98	1460	15.06	20100	1.6	187	2KJ3511- JU23- H1 -Z -	-
	115	1250	12.87	19700	1.8	187	2KJ3511- JU23- G1 -Z -	-
	134	1070	11.02	19300	2	187	2KJ3511- JU23- F1 -Z -	-

Article No. supplement

Shaft design	1 or 9	see page 10/51
Frequency and voltage	2 or 9	see page 11/2
Gearbox mounting type	A, F, H, C or D	see page 10/42

Selection and ordering data

P_N	n_2	T_2	i	F_{R2}	f_B	m	Article No.	Additional identification code -Z with order code	
kW	rpm	Nm	-	N	-	kg	(Article No. supplement, see below)	No. of poles	
15	K.109-LE160ZLL4P								
	141	1010	10.45	18600	1.2	187	2KJ3511- JU23- E1	-Z -	
	161	890	9.17	18300	1.4	187	2KJ3511- JU23- D1	-Z -	
	185	775	7.99	17800	1.6	187	2KJ3511- JU23- C1	-Z -	
	216	660	6.83	17400	2	187	2KJ3511- JU23- B1	-Z -	
	253	565	5.84	16900	2.3	187	2KJ3511- JU23- A1	-Z -	
	K.89-LE160ZLL4P								
	76	1890	19.46	16300	0.83	150	2KJ3510- JU23- K1	-Z -	
	88	1620	16.71	16400	0.91	150	2KJ3510- JU23- J1	-Z -	
	100	1430	14.77	16400	0.99	150	2KJ3510- JU23- H1	-Z -	
	117	1220	12.56	16300	1.1	150	2KJ3510- JU23- G1	-Z -	
	137	1040	10.76	16100	1.2	150	2KJ3510- JU23- F1	-Z -	
	140	1020	10.51	15000	0.83	150	2KJ3510- JU23- E1	-Z -	
	164	875	9.02	14900	0.91	150	2KJ3510- JU23- D1	-Z -	
	185	770	7.97	14700	0.99	150	2KJ3510- JU23- C1	-Z -	
	218	655	6.78	14500	1.1	150	2KJ3510- JU23- B1	-Z -	
	254	560	5.81	14200	1.2	150	2KJ3510- JU23- A1	-Z -	
	18,5	K.189-LES180MQ4P							
		11	15600	130.05	104000	1.2	794	2KJ3515- KL33- S1	-Z -
		13	14000	117.00	104000	1.4	794	2KJ3515- KL33- R1	-Z -
14		12500	104.56	104000	1.6	794	2KJ3515- KL33- Q1	-Z -	
16		11300	94.55	104000	1.7	794	2KJ3515- KL33- P1	-Z -	
18		10000	83.44	104000	1.9	794	2KJ3515- KL33- N1	-Z -	
20		8930	74.35	104000	2.2	794	2KJ3515- KL33- M1	-Z -	
22		8090	67.36	104000	2.4	794	2KJ3515- KL33- L1	-Z -	
K.169-LES180MQ4P									
12		14400	119.83	70000	0.9	565	2KJ3514- KL33- X1	-Z -	
14		12800	106.72	70000	1	565	2KJ3514- KL33- W1	-Z -	
15		11500	95.83	70000	1.1	565	2KJ3514- KL33- V1	-Z -	
17		10200	85.51	70000	1.3	565	2KJ3514- KL33- U1	-Z -	
19		9160	76.23	70000	1.4	565	2KJ3514- KL33- T1	-Z -	
22		8120	67.61	70000	1.6	565	2KJ3514- KL33- S1	-Z -	
24		7460	62.07	70000	1.7	565	2KJ3514- KL33- R1	-Z -	
27		6570	54.68	70000	2	565	2KJ3514- KL33- Q1	-Z -	
33		5390	44.86	70000	2.4	565	2KJ3514- KL33- P1	-Z -	
K.149-LES180MQ4P									
18		9560	79.59	45800	0.84	394	2KJ3513- KL33- W1	-Z -	
21	8480	70.56	46300	0.94	394	2KJ3513- KL33- V1	-Z -		
24	7480	62.28	46500	1.1	394	2KJ3513- KL33- U1	-Z -		
27	6580	54.76	46400	1.2	394	2KJ3513- KL33- T1	-Z -		
30	5960	49.60	46300	1.3	394	2KJ3513- KL33- S1	-Z -		
34	5190	43.18	45900	1.5	394	2KJ3513- KL33- R1	-Z -		
42	4250	35.40	45000	1.8	394	2KJ3513- KL33- Q1	-Z -		
45	3880	32.33	44500	2	394	2KJ3513- KL33- P1	-Z -		
51	3440	28.66	43800	2.2	394	2KJ3513- KL33- N1	-Z -		
58	3040	25.30	42900	2.4	394	2KJ3513- KL33- M1	-Z -		
66	2670	22.25	42000	2.7	394	2KJ3513- KL33- L1	-Z -		
73	2420	20.15	41200	2.9	394	2KJ3513- KL33- K1	-Z -		
84	2100	17.54	40200	3.3	394	2KJ3513- KL33- J1	-Z -		
104	1700	14.15	38200	2.4	394	2KJ3513- KL33- G1	-Z -		
118	1490	12.44	37200	2.7	394	2KJ3513- KL33- F1	-Z -		
131	1350	11.26	36300	2.9	394	2KJ3513- KL33- E1	-Z -		
150	1170	9.81	35200	3.3	394	2KJ3513- KL33- D1	-Z -		
183	965	8.04	33600	3.8	394	2KJ3513- KL33- C1	-Z -		
216	820	6.82	32300	4.4	394	2KJ3513- KL33- B1	-Z -		
K.129-LES180MQ4P									
35	5050	42.04	28100	0.87	312	2KJ3512- KL33- R1	-Z -		
38	4610	38.37	28300	0.95	312	2KJ3512- KL33- Q1	-Z -		
45	3970	33.03	28600	1.1	312	2KJ3512- KL33- P1	-Z -		
47	3790	31.55	28600	1.2	312	2KJ3512- KL33- N1	-Z -		
53	3310	27.58	28600	1.3	312	2KJ3512- KL33- M1	-Z -		

Article No. supplement

Shaft design	1 or 9	see page 10/51
Frequency and voltage	2 or 9	see page 11/2
Gearbox mounting type	A, F, H, C or D	see page 10/42

Geared motors up to 55 kW

Bevel geared motors

Selection and ordering data

P_N	n_2	T_2	i	F_{R2}	f_B	m	Article No.	Additional identification code -Z with order code	
kW	rpm	Nm	-	N	-	kg	(Article No. supplement, see below)	No. of poles	
18,5	K.129-LES180MQ4P								
	60	2950	24.61	28500	1.5	312	2KJ3512- KL33- L1	-Z -	
	68	2600	21.68	28300	1.6	312	2KJ3512- KL33- K1	-Z -	
	77	2280	19.00	27900	1.8	312	2KJ3512- KL33- J1	-Z -	
	89	1990	16.56	27500	2	312	2KJ3512- KL33- H1	-Z -	
	97	1810	15.11	27100	2.2	312	2KJ3512- KL33- G1	-Z -	
	113	1560	13.01	26500	2.4	312	2KJ3512- KL33- F1	-Z -	
	125	1410	11.80	26100	2	312	2KJ3512- KL33- E1	-Z -	
	142	1240	10.34	25500	2.3	312	2KJ3512- KL33- D1	-Z -	
	163	1080	9.01	24800	2.5	312	2KJ3512- KL33- C1	-Z -	
	179	985	8.22	24400	2.7	312	2KJ3512- KL33- B1	-Z -	
	208	850	7.08	23600	3	312	2KJ3512- KL33- A1	-Z -	
	22	K.109-LES180MQ4P							
		66	2680	22.31	18800	0.89	263	2KJ3511- KL33- L1	-Z -
		75	2360	19.71	18900	1	263	2KJ3511- KL33- K1	-Z -
		85	2070	17.30	18900	1.2	263	2KJ3511- KL33- J1	-Z -
		98	1810	15.06	18800	1.3	263	2KJ3511- KL33- H1	-Z -
		114	1540	12.87	18700	1.4	263	2KJ3511- KL33- G1	-Z -
		133	1320	11.02	18400	1.6	263	2KJ3511- KL33- F1	-Z -
		141	1250	10.45	17600	1	263	2KJ3511- KL33- E1	-Z -
160		1100	9.17	17400	1.2	263	2KJ3511- KL33- D1	-Z -	
184		960	7.99	17100	1.3	263	2KJ3511- KL33- C1	-Z -	
215		820	6.83	16700	1.6	263	2KJ3511- KL33- B1	-Z -	
252		700	5.84	16300	1.9	263	2KJ3511- KL33- A1	-Z -	
22		K.189-LES180ZLN4P							
		11	18500	130.05	104000	1	799	2KJ3515- KN33- S1	-Z -
		13	16700	117.00	104000	1.2	799	2KJ3515- KN33- R1	-Z -
	14	14900	104.56	104000	1.3	799	2KJ3515- KN33- Q1	-Z -	
	16	13500	94.55	104000	1.4	799	2KJ3515- KN33- P1	-Z -	
	18	11900	83.44	104000	1.6	799	2KJ3515- KN33- N1	-Z -	
	20	10600	74.35	104000	1.8	799	2KJ3515- KN33- M1	-Z -	
	22	9620	67.36	104000	2	799	2KJ3515- KN33- L1	-Z -	
	24	8650	60.58	104000	2.3	799	2KJ3515- KN33- K1	-Z -	
	22	K.169-LES180ZLN4P							
		14	15200	106.72	70000	0.85	570	2KJ3514- KN33- W1	-Z -
		15	13600	95.83	70000	0.95	570	2KJ3514- KN33- V1	-Z -
		17	12200	85.51	70000	1.1	570	2KJ3514- KN33- U1	-Z -
		19	10800	76.23	70000	1.2	570	2KJ3514- KN33- T1	-Z -
		22	9660	67.61	70000	1.3	570	2KJ3514- KN33- S1	-Z -
		24	8870	62.07	70000	1.5	570	2KJ3514- KN33- R1	-Z -
		27	7810	54.68	70000	1.7	570	2KJ3514- KN33- Q1	-Z -
		33	6410	44.86	70000	2	570	2KJ3514- KN33- P1	-Z -
		37	5620	39.33	69200	2.3	570	2KJ3514- KN33- N1	-Z -
	22	K.149-LES180ZLN4P							
24		8900	62.28	42500	0.9	399	2KJ3513- KN33- U1	-Z -	
27		7820	54.76	43000	1	399	2KJ3513- KN33- T1	-Z -	
30		7080	49.60	43100	1.1	399	2KJ3513- KN33- S1	-Z -	
34		6170	43.18	43100	1.3	399	2KJ3513- KN33- R1	-Z -	
42		5060	35.40	42700	1.6	399	2KJ3513- KN33- Q1	-Z -	
45		4620	32.33	42400	1.7	399	2KJ3513- KN33- P1	-Z -	
51		4090	28.66	41900	1.9	399	2KJ3513- KN33- N1	-Z -	
58		3610	25.30	41300	2.1	399	2KJ3513- KN33- M1	-Z -	
66		3180	22.25	40600	2.3	399	2KJ3513- KN33- L1	-Z -	
73		2880	20.15	40000	2.5	399	2KJ3513- KN33- K1	-Z -	
84		2500	17.54	39100	2.7	399	2KJ3513- KN33- J1	-Z -	
102		2050	14.38	37700	3.2	399	2KJ3513- KN33- H1	-Z -	
104		2020	14.15	37200	2	399	2KJ3513- KN33- G1	-Z -	
118		1770	12.44	36300	2.3	399	2KJ3513- KN33- F1	-Z -	
131		1600	11.26	35600	2.5	399	2KJ3513- KN33- E1	-Z -	
150		1400	9.81	34600	2.7	399	2KJ3513- KN33- D1	-Z -	
183		1140	8.04	33100	3.2	399	2KJ3513- KN33- C1	-Z -	

Article No. supplement

Shaft design	1 or 9	see page 10/51
Frequency and voltage	2 or 9	see page 11/2
Gearbox mounting type	A, F, H, C or D	see page 10/42

Selection and ordering data

P_N	n_2	T_2	i	F_{R2}	f_B	m	Article No.	Additional identification code -Z with order code	No. of poles	
kW	rpm	Nm	-	N	-	kg	(Article No. supplement, see below)			
22	K.149-LES180ZLN4P									
	216	975	6.82	31800	3.7	399	2KJ3513- ■ KN33- ■ ■ B1 -Z -			
	K.129-LES180ZLN4P									
	38	5480	38.37	25400	0.8	317	2KJ3512- ■ KN33- ■ ■ Q1 -Z -			
	45	4720	33.03	26000	0.93	317	2KJ3512- ■ KN33- ■ ■ P1 -Z -			
	47	4500	31.55	26200	0.98	317	2KJ3512- ■ KN33- ■ ■ N1 -Z -			
	53	3940	27.58	26500	1.1	317	2KJ3512- ■ KN33- ■ ■ M1 -Z -			
	60	3510	24.61	26600	1.3	317	2KJ3512- ■ KN33- ■ ■ L1 -Z -			
	68	3090	21.68	26600	1.4	317	2KJ3512- ■ KN33- ■ ■ K1 -Z -			
	77	2710	19.00	26400	1.5	317	2KJ3512- ■ KN33- ■ ■ J1 -Z -			
	89	2360	16.56	26200	1.7	317	2KJ3512- ■ KN33- ■ ■ H1 -Z -			
	97	2160	15.11	25900	1.8	317	2KJ3512- ■ KN33- ■ ■ G1 -Z -			
	113	1850	13.01	25500	2	317	2KJ3512- ■ KN33- ■ ■ F1 -Z -			
	125	1680	11.80	25200	1.7	317	2KJ3512- ■ KN33- ■ ■ E1 -Z -			
	142	1470	10.34	24700	1.9	317	2KJ3512- ■ KN33- ■ ■ D1 -Z -			
	163	1280	9.01	24100	2.1	317	2KJ3512- ■ KN33- ■ ■ C1 -Z -			
	179	1170	8.22	23800	2.3	317	2KJ3512- ■ KN33- ■ ■ B1 -Z -			
	208	1010	7.08	23100	2.5	317	2KJ3512- ■ KN33- ■ ■ A1 -Z -			
	30	K.109-LES180ZLN4P								
		75	2810	19.71	17200	0.84	268	2KJ3511- ■ KN33- ■ ■ K1 -Z -		
85		2470	17.30	17400	0.97	268	2KJ3511- ■ KN33- ■ ■ J1 -Z -			
98		2150	15.06	17500	1.1	268	2KJ3511- ■ KN33- ■ ■ H1 -Z -			
114		1830	12.87	17600	1.2	268	2KJ3511- ■ KN33- ■ ■ G1 -Z -			
133		1570	11.02	17400	1.3	268	2KJ3511- ■ KN33- ■ ■ F1 -Z -			
141		1490	10.45	16600	0.84	268	2KJ3511- ■ KN33- ■ ■ E1 -Z -			
160		1310	9.17	16500	0.97	268	2KJ3511- ■ KN33- ■ ■ D1 -Z -			
184		1140	7.99	16300	1.1	268	2KJ3511- ■ KN33- ■ ■ C1 -Z -			
215		975	6.83	16000	1.3	268	2KJ3511- ■ KN33- ■ ■ B1 -Z -			
252		835	5.84	15700	1.6	268	2KJ3511- ■ KN33- ■ ■ A1 -Z -			
30		K.189-LES200ZLU4P								
		13	22800	117.00	104000	0.86	875	2KJ3515- ■ LN33- ■ ■ R1 -Z -		
		14	20300	104.56	104000	0.96	875	2KJ3515- ■ LN33- ■ ■ Q1 -Z -		
	16	18400	94.55	104000	1.1	875	2KJ3515- ■ LN33- ■ ■ P1 -Z -			
	18	16200	83.44	104000	1.2	875	2KJ3515- ■ LN33- ■ ■ N1 -Z -			
	20	14400	74.35	104000	1.3	875	2KJ3515- ■ LN33- ■ ■ M1 -Z -			
	22	13100	67.36	104000	1.5	875	2KJ3515- ■ LN33- ■ ■ L1 -Z -			
	24	11800	60.58	104000	1.7	875	2KJ3515- ■ LN33- ■ ■ K1 -Z -			
	29	9810	50.34	104000	2	875	2KJ3515- ■ LN33- ■ ■ J1 -Z -			
	33	8720	44.76	104000	2.2	875	2KJ3515- ■ LN33- ■ ■ H1 -Z -			
	K.169-LES200ZLU4P									
	19	14800	76.23	65900	0.88	645	2KJ3514- ■ LN33- ■ ■ T1 -Z -			
	22	13100	67.61	66300	0.99	645	2KJ3514- ■ LN33- ■ ■ S1 -Z -			
	24	12000	62.07	66400	1.1	645	2KJ3514- ■ LN33- ■ ■ R1 -Z -			
	27	10600	54.68	66200	1.2	645	2KJ3514- ■ LN33- ■ ■ Q1 -Z -			
	33	8740	44.86	65300	1.5	645	2KJ3514- ■ LN33- ■ ■ P1 -Z -			
	37	7660	39.33	64500	1.7	645	2KJ3514- ■ LN33- ■ ■ N1 -Z -			
	48	5990	30.75	62500	2.2	645	2KJ3514- ■ LN33- ■ ■ M1 -Z -			
	50	5730	29.43	62100	2.3	645	2KJ3514- ■ LN33- ■ ■ L1 -Z -			
	54	5260	27.02	61300	2.5	645	2KJ3514- ■ LN33- ■ ■ K1 -Z -			
62	4630	23.80	60000	2.8	645	2KJ3514- ■ LN33- ■ ■ J1 -Z -				
120	2370	12.20	51100	2.8	645	2KJ3514- ■ LN33- ■ ■ E1 -Z -				
147	1950	10.01	49000	3.3	645	2KJ3514- ■ LN33- ■ ■ D1 -Z -				
167	1710	8.78	47600	3.7	645	2KJ3514- ■ LN33- ■ ■ C1 -Z -				
K.149-LES200ZLU4P										
30	9660	49.60	35900	0.83	474	2KJ3513- ■ LN33- ■ ■ S1 -Z -				
34	8410	43.18	36900	0.95	474	2KJ3513- ■ LN33- ■ ■ R1 -Z -				
42	6890	35.40	37600	1.1	474	2KJ3513- ■ LN33- ■ ■ Q1 -Z -				
45	6300	32.33	37700	1.2	474	2KJ3513- ■ LN33- ■ ■ P1 -Z -				
51	5580	28.66	37800	1.4	474	2KJ3513- ■ LN33- ■ ■ N1 -Z -				
58	4930	25.30	37600	1.5	474	2KJ3513- ■ LN33- ■ ■ M1 -Z -				
66	4330	22.25	37400	1.7	474	2KJ3513- ■ LN33- ■ ■ L1 -Z -				

Article No. supplement

Shaft design	1 or 9	see page 10/51
Frequency and voltage	2 or 9	see page 11/2
Gearbox mounting type	A, F, H, C or D	see page 10/42

Geared motors up to 55 kW

Bevel geared motors**Selection and ordering data**

P_N	n_2	T_2	i	F_{R2}	f_B	m	Article No.	Additional identification code -Z with order code	
kW	rpm	Nm	-	N	-	kg	(Article No. supplement, see below)	No. of poles	
30	K.149-LES200ZLU4P								
	73	3920	20.15	37100	1.8	474	2KJ3513- LN33- K1	-Z -	
	84	3410	17.54	36500	2	474	2KJ3513- LN33- J1	-Z -	
	102	2800	14.38	35600	2.4	474	2KJ3513- LN33- H1	-Z -	
	104	2750	14.15	35100	1.5	474	2KJ3513- LN33- G1	-Z -	
	118	2420	12.44	34400	1.7	474	2KJ3513- LN33- F1	-Z -	
	131	2190	11.26	33900	1.8	474	2KJ3513- LN33- E1	-Z -	
	150	1910	9.81	33100	2	474	2KJ3513- LN33- D1	-Z -	
	183	1560	8.04	31800	2.4	474	2KJ3513- LN33- C1	-Z -	
	216	1320	6.82	30800	2.7	474	2KJ3513- LN33- B1	-Z -	
	K.129-LES200ZLU4P	53	5370	27.58	21600	0.82	393	2KJ3512- LN33- M1	-Z -
		60	4790	24.61	22200	0.92	393	2KJ3512- LN33- L1	-Z -
		68	4220	21.68	22700	1	393	2KJ3512- LN33- K1	-Z -
		77	3700	19.00	23100	1.1	393	2KJ3512- LN33- J1	-Z -
		89	3220	16.56	23300	1.2	393	2KJ3512- LN33- H1	-Z -
		97	2940	15.11	23300	1.3	393	2KJ3512- LN33- G1	-Z -
		113	2530	13.01	23200	1.5	393	2KJ3512- LN33- F1	-Z -
		125	2300	11.80	23100	1.2	393	2KJ3512- LN33- E1	-Z -
		142	2010	10.34	22800	1.4	393	2KJ3512- LN33- D1	-Z -
		163	1750	9.01	22500	1.6	393	2KJ3512- LN33- C1	-Z -
179		1600	8.22	22300	1.7	393	2KJ3512- LN33- B1	-Z -	
208		1380	7.08	21800	1.8	393	2KJ3512- LN33- A1	-Z -	
37		K.189-LES225SD4P							
		16	22600	94.55	104000	0.86	917	2KJ3515- MF33- P1	-Z -
	18	19900	83.44	104000	0.98	917	2KJ3515- MF33- N1	-Z -	
	20	17700	74.35	104000	1.1	917	2KJ3515- MF33- M1	-Z -	
	22	16100	67.36	104000	1.2	917	2KJ3515- MF33- L1	-Z -	
	24	14400	60.58	104000	1.3	917	2KJ3515- MF33- K1	-Z -	
	29	12000	50.34	104000	1.6	917	2KJ3515- MF33- J1	-Z -	
	33	10700	44.76	104000	1.8	917	2KJ3515- MF33- H1	-Z -	
	41	8520	35.67	104000	2.3	917	2KJ3515- MF33- G1	-Z -	
	52	6780	28.39	104000	2.9	917	2KJ3515- MF33- F1	-Z -	
	K.169-LES225SD4P	22	16100	67.61	59200	0.8	690	2KJ3514- MF33- S1	-Z -
		24	14800	62.07	59800	0.88	690	2KJ3514- MF33- R1	-Z -
		27	13000	54.68	60400	0.99	690	2KJ3514- MF33- Q1	-Z -
		33	10700	44.86	60600	1.2	690	2KJ3514- MF33- P1	-Z -
38		9400	39.33	60300	1.4	690	2KJ3514- MF33- N1	-Z -	
48		7350	30.75	59200	1.8	690	2KJ3514- MF33- M1	-Z -	
50		7030	29.43	58900	1.8	690	2KJ3514- MF33- L1	-Z -	
55		6460	27.02	58400	2	690	2KJ3514- MF33- K1	-Z -	
62		5690	23.80	57400	2.3	690	2KJ3514- MF33- J1	-Z -	
76		4660	19.53	55700	2.7	690	2KJ3514- MF33- H1	-Z -	
86		4090	17.12	54500	3	690	2KJ3514- MF33- G1	-Z -	
121		2910	12.20	49500	2.3	690	2KJ3514- MF33- E1	-Z -	
148		2390	10.01	47600	2.7	690	2KJ3514- MF33- D1	-Z -	
168		2090	8.78	46400	3	690	2KJ3514- MF33- C1	-Z -	
215	1640	6.86	43900	3.7	690	2KJ3514- MF33- B1	-Z -		
K.149-LES225SD4P	42	8460	35.40	33100	0.93	518	2KJ3513- MF33- Q1	-Z -	
	46	7720	32.33	33700	1	518	2KJ3513- MF33- P1	-Z -	
	52	6850	28.66	34100	1.1	518	2KJ3513- MF33- N1	-Z -	
	58	6040	25.30	34400	1.2	518	2KJ3513- MF33- M1	-Z -	
	66	5310	22.25	34500	1.4	518	2KJ3513- MF33- L1	-Z -	
	73	4810	20.15	34500	1.5	518	2KJ3513- MF33- K1	-Z -	
	84	4190	17.54	34300	1.6	518	2KJ3513- MF33- J1	-Z -	
	103	3430	14.38	33700	1.9	518	2KJ3513- MF33- H1	-Z -	
	104	3380	14.15	33200	1.2	518	2KJ3513- MF33- G1	-Z -	
	119	2970	12.44	32700	1.4	518	2KJ3513- MF33- F1	-Z -	
	131	2690	11.26	32300	1.5	518	2KJ3513- MF33- E1	-Z -	

Article No. supplement

Shaft design	1 or 9	see page 10/51
Frequency and voltage	2 or 9	see page 11/2
Gearbox mounting type	A, F, H, C or D	see page 10/42

Selection and ordering data

P_N	n_2	T_2	i	F_{R2}	f_B	m	Article No.	Additional identification code -Z with order code
kW	rpm	Nm	-	N	-	kg	(Article No. supplement, see below)	No. of poles
37	K.149-LES225SD4P							
	151	2340	9.81	31700	1.6	518	2KJ3513- MF33- D1	-Z -
	184	1920	8.04	30700	1.9	518	2KJ3513- MF33- C1	-Z -
	217	1630	6.82	29800	2.2	518	2KJ3513- MF33- B1	-Z -
	K.129-LES225SD4P							
	68	5180	21.68	19400	0.82	435	2KJ3512- MF33- K1	-Z -
	78	4540	19.00	20100	0.91	435	2KJ3512- MF33- J1	-Z -
	89	3950	16.56	20700	1	435	2KJ3512- MF33- H1	-Z -
	98	3610	15.11	20900	1.1	435	2KJ3512- MF33- G1	-Z -
	114	3110	13.01	21200	1.2	435	2KJ3512- MF33- F1	-Z -
	125	2820	11.80	21200	1	435	2KJ3512- MF33- E1	-Z -
	143	2470	10.34	21200	1.2	435	2KJ3512- MF33- D1	-Z -
	164	2150	9.01	21100	1.3	435	2KJ3512- MF33- C1	-Z -
	180	1960	8.22	21000	1.4	435	2KJ3512- MF33- B1	-Z -
	209	1690	7.08	20700	1.5	435	2KJ3512- MF33- A1	-Z -
45	K.189-LES225YMF4P							
	18	24200	83.44	104000	0.8	962	2KJ3515- MT33- N1	-Z -
	20	21600	74.35	104000	0.9	962	2KJ3515- MT33- M1	-Z -
	22	19500	67.36	104000	1	962	2KJ3515- MT33- L1	-Z -
	24	17600	60.58	104000	1.1	962	2KJ3515- MT33- K1	-Z -
	29	14600	50.34	104000	1.3	962	2KJ3515- MT33- J1	-Z -
	33	13000	44.76	104000	1.5	962	2KJ3515- MT33- H1	-Z -
	41	10300	35.67	104000	1.9	962	2KJ3515- MT33- G1	-Z -
	52	8250	28.39	103900	2.4	962	2KJ3515- MT33- F1	-Z -
	58	7370	25.37	101700	2.6	962	2KJ3515- MT33- E1	-Z -
	K.169-LES225YMF4P							
	27	15800	54.68	53900	0.82	735	2KJ3514- MT33- Q1	-Z -
	33	13000	44.86	55200	1	735	2KJ3514- MT33- P1	-Z -
	38	11400	39.33	55600	1.1	735	2KJ3514- MT33- N1	-Z -
	48	8940	30.75	55500	1.5	735	2KJ3514- MT33- M1	-Z -
	50	8550	29.43	55400	1.5	735	2KJ3514- MT33- L1	-Z -
	55	7850	27.02	55100	1.7	735	2KJ3514- MT33- K1	-Z -
	62	6920	23.80	54600	1.9	735	2KJ3514- MT33- J1	-Z -
	76	5670	19.53	53400	2.2	735	2KJ3514- MT33- H1	-Z -
	86	4970	17.12	52400	2.5	735	2KJ3514- MT33- G1	-Z -
	110	3890	13.39	50400	3.1	735	2KJ3514- MT33- F1	-Z -
	121	3540	12.20	47700	1.9	735	2KJ3514- MT33- E1	-Z -
	148	2910	10.01	46100	2.2	735	2KJ3514- MT33- D1	-Z -
	168	2550	8.78	45100	2.5	735	2KJ3514- MT33- C1	-Z -
	215	1990	6.86	42900	3.1	735	2KJ3514- MT33- B1	-Z -
	K.149-LES225YMF4P							
	46	9400	32.33	29000	0.83	563	2KJ3513- MT33- P1	-Z -
	52	8330	28.66	30000	0.92	563	2KJ3513- MT33- N1	-Z -
	58	7350	25.30	30800	1	563	2KJ3513- MT33- M1	-Z -
	66	6470	22.25	31300	1.1	563	2KJ3513- MT33- L1	-Z -
73	5850	20.15	31600	1.2	563	2KJ3513- MT33- K1	-Z -	
84	5100	17.54	31700	1.4	563	2KJ3513- MT33- J1	-Z -	
103	4180	14.38	31600	1.6	563	2KJ3513- MT33- H1	-Z -	
104	4110	14.15	31000	1	563	2KJ3513- MT33- G1	-Z -	
119	3610	12.44	30800	1.1	563	2KJ3513- MT33- F1	-Z -	
131	3270	11.26	30600	1.2	563	2KJ3513- MT33- E1	-Z -	
151	2850	9.81	30200	1.3	563	2KJ3513- MT33- D1	-Z -	
184	2330	8.04	29500	1.6	563	2KJ3513- MT33- C1	-Z -	
217	1980	6.82	28800	1.8	563	2KJ3513- MT33- B1	-Z -	
K.129-LES225YMF4P								
89	4810	16.56	17800	0.83	480	2KJ3512- MT33- H1	-Z -	
98	4390	15.11	18300	0.9	480	2KJ3512- MT33- G1	-Z -	
114	3780	13.01	18900	1	480	2KJ3512- MT33- F1	-Z -	
125	3430	11.80	19100	0.82	480	2KJ3512- MT33- E1	-Z -	
143	3000	10.34	19400	0.95	480	2KJ3512- MT33- D1	-Z -	
164	2620	9.01	19500	1.1	480	2KJ3512- MT33- C1	-Z -	

Article No. supplement

Shaft design	1 or 9	see page 10/51
Frequency and voltage	2 or 9	see page 11/2
Gearbox mounting type	A, F, H, C or D	see page 10/42

Geared motors up to 55 kW

Bevel geared motors**Selection and ordering data**

P_N	n_2	T_2	i	F_{R2}	f_B	m	Article No.	Additional identification code -Z with order code
kW	rpm	Nm	-	N	-	kg	(Article No. supplement, see below)	No. of poles
45	K.129-LES225YMF4P							
	180	2390	8.22	19500	1.1	480	2KJ3512- ■ MT33- ■ ■ B1 -Z -	-
	209	2050	7.08	19500	1.2	480	2KJ3512- ■ MT33- ■ ■ A1 -Z -	-
55	K.189-LES250MD4P							
	22	23800	67.36	104000	0.82	1066	2KJ3515- ■ NM33- ■ ■ L1 -Z -	-
	24	21400	60.58	104000	0.91	1066	2KJ3515- ■ NM33- ■ ■ K1 -Z -	-
	29	17800	50.34	104000	1.1	1066	2KJ3515- ■ NM33- ■ ■ J1 -Z -	-
	33	15800	44.76	104000	1.2	1066	2KJ3515- ■ NM33- ■ ■ H1 -Z -	-
	42	12600	35.67	103400	1.5	1066	2KJ3515- ■ NM33- ■ ■ G1 -Z -	-
	52	10000	28.39	100200	1.9	1066	2KJ3515- ■ NM33- ■ ■ F1 -Z -	-
	58	8990	25.37	98300	2.2	1066	2KJ3515- ■ NM33- ■ ■ E1 -Z -	-
	70	7470	21.09	95100	2.6	1066	2KJ3515- ■ NM33- ■ ■ D1 -Z -	-
	79	6640	18.75	93000	2.9	1066	2KJ3515- ■ NM33- ■ ■ C1 -Z -	-
	K.169-LES250MD4P							
	33	15800	44.86	48600	0.82	837	2KJ3514- ■ NM33- ■ ■ P1 -Z -	-
	38	13900	39.33	49700	0.93	837	2KJ3514- ■ NM33- ■ ■ N1 -Z -	-
	48	10800	30.75	51100	1.2	837	2KJ3514- ■ NM33- ■ ■ M1 -Z -	-
	50	10400	29.43	51000	1.2	837	2KJ3514- ■ NM33- ■ ■ L1 -Z -	-
	55	9570	27.02	51100	1.4	837	2KJ3514- ■ NM33- ■ ■ K1 -Z -	-
	62	8430	23.80	51000	1.5	837	2KJ3514- ■ NM33- ■ ■ J1 -Z -	-
	76	6920	19.53	50400	1.8	837	2KJ3514- ■ NM33- ■ ■ H1 -Z -	-
	87	6060	17.12	49800	2	837	2KJ3514- ■ NM33- ■ ■ G1 -Z -	-
	111	4740	13.39	48400	2.5	837	2KJ3514- ■ NM33- ■ ■ F1 -Z -	-
	121	4320	12.20	45400	1.6	837	2KJ3514- ■ NM33- ■ ■ E1 -Z -	-
	148	3540	10.01	44300	1.8	837	2KJ3514- ■ NM33- ■ ■ D1 -Z -	-
	169	3110	8.78	43400	2	837	2KJ3514- ■ NM33- ■ ■ C1 -Z -	-
	216	2430	6.86	41600	2.5	837	2KJ3514- ■ NM33- ■ ■ B1 -Z -	-
	K.149-LES250MD4P							
	59	8960	25.30	26200	0.83	664	2KJ3513- ■ NM33- ■ ■ M1 -Z -	-
	67	7880	22.25	27300	0.91	664	2KJ3513- ■ NM33- ■ ■ L1 -Z -	-
74	7140	20.15	27900	0.99	664	2KJ3513- ■ NM33- ■ ■ K1 -Z -	-	
84	6210	17.54	28600	1.1	664	2KJ3513- ■ NM33- ■ ■ J1 -Z -	-	
103	5090	14.38	29100	1.3	664	2KJ3513- ■ NM33- ■ ■ H1 -Z -	-	
105	5010	14.15	28300	0.83	664	2KJ3513- ■ NM33- ■ ■ G1 -Z -	-	
119	4400	12.44	28500	0.91	664	2KJ3513- ■ NM33- ■ ■ F1 -Z -	-	
132	3990	11.26	28500	0.99	664	2KJ3513- ■ NM33- ■ ■ E1 -Z -	-	
151	3470	9.81	28400	1.1	664	2KJ3513- ■ NM33- ■ ■ D1 -Z -	-	
184	2850	8.04	28000	1.3	664	2KJ3513- ■ NM33- ■ ■ C1 -Z -	-	
217	2410	6.82	27500	1.5	664	2KJ3513- ■ NM33- ■ ■ B1 -Z -	-	

Article No. supplement

Shaft design	1 or 9	see page 10/51
Frequency and voltage	2 or 9	see page 11/2
Gearbox mounting type	A, F, H, C or D	see page 10/42

Bevel geared motors

Selection and ordering data

i	n ₂ rpm	T _{2N} Nm	F _{R2} N	φ ¹⁾ °	J _G 10 ⁻⁴ kgm ²	R _{ex} -	Motor frame size										Article No. (Article No. supplement, see below)
							63	71	80	90	100	112	132	160	180	200	
B.19																	
42.10	34	50	3880	13.0	0.02	3410/81	✓	✓								2KJ3500 - ■ ■ ■ ■ ■ - ■ ■ ■ ■ A2	
37.28	39	50	3700	13.5	0.03	671/18	✓	✓	✓							2KJ3500 - ■ ■ ■ ■ ■ - ■ ■ ■ ■ X1	
32.39	45	50	3510	13.6	0.04	583/18	✓	✓	✓							2KJ3500 - ■ ■ ■ ■ ■ - ■ ■ ■ ■ W1	
29.44	49	50	3380	13.6	0.04	265/9	✓	✓	✓							2KJ3500 - ■ ■ ■ ■ ■ - ■ ■ ■ ■ V1	
25.06	58	50	3170	13.7	0.06	451/18	✓	✓	✓							2KJ3500 - ■ ■ ■ ■ ■ - ■ ■ ■ ■ U1	
22.78	64	50	3050	13.7	0.08	205/9	✓	✓	✓							2KJ3500 - ■ ■ ■ ■ ■ - ■ ■ ■ ■ T1	
19.86	73	50	2890	13.9	0.09	715/36	✓	✓	✓							2KJ3500 - ■ ■ ■ ■ ■ - ■ ■ ■ ■ S1	
17.78	82	50	2770	14.0	0.12	160/9	✓	✓	✓							2KJ3500 - ■ ■ ■ ■ ■ - ■ ■ ■ ■ R1	
15.79	92	50	2640	14.1	0.14	1705/108	✓	✓	✓							2KJ3500 - ■ ■ ■ ■ ■ - ■ ■ ■ ■ Q1	
14.57	100	50	2550	14.1	0.17	1705/117	✓	✓	✓							2KJ3500 - ■ ■ ■ ■ ■ - ■ ■ ■ ■ P1	
12.66	115	50	2410	14.4	0.19	1595/126	✓	✓	✓							2KJ3500 - ■ ■ ■ ■ ■ - ■ ■ ■ ■ N1	
11.00	132	50	2270	14.1	0.19	11/1	✓	✓	✓							2KJ3500 - ■ ■ ■ ■ ■ - ■ ■ ■ ■ M1	
9.93	146	50	2190	14.2	0.25	715/72	✓	✓	✓							2KJ3500 - ■ ■ ■ ■ ■ - ■ ■ ■ ■ L1	
9.35	155	50	2160	14.2	0.29	1430/153	✓	✓	✓							2KJ3500 - ■ ■ ■ ■ ■ - ■ ■ ■ ■ K1	
8.15	178	47	2110	14.6	0.33	220/27	✓	✓	✓							2KJ3500 - ■ ■ ■ ■ ■ - ■ ■ ■ ■ J1	
7.87	184	38	2160	21.4	0.14	1472/187	✓	✓	✓							2KJ3500 - ■ ■ ■ ■ ■ - ■ ■ ■ ■ H1	
6.99	207	38	2100	21.7	0.17	713/102	✓	✓	✓							2KJ3500 - ■ ■ ■ ■ ■ - ■ ■ ■ ■ G1	
6.45	225	39	2060	21.6	0.20	1426/221	✓	✓	✓							2KJ3500 - ■ ■ ■ ■ ■ - ■ ■ ■ ■ F1	
5.61	258	37	1990	22.3	0.22	667/119	✓	✓	✓							2KJ3500 - ■ ■ ■ ■ ■ - ■ ■ ■ ■ E1	
4.87	298	35	1930	21.6	0.24	414/85	✓	✓	✓							2KJ3500 - ■ ■ ■ ■ ■ - ■ ■ ■ ■ D1	
4.40	330	34	1880	22.0	0.32	299/68	✓	✓	✓							2KJ3500 - ■ ■ ■ ■ ■ - ■ ■ ■ ■ C1	
4.14	350	33	1850	22.0	0.37	1196/289	✓	✓	✓							2KJ3500 - ■ ■ ■ ■ ■ - ■ ■ ■ ■ B1	
3.61	402	31	1780	22.8	0.43	184/51	✓	✓	✓							2KJ3500 - ■ ■ ■ ■ ■ - ■ ■ ■ ■ A1	
B.29																	
46.85	31	110	4130	10.6	0.04	1265/27	✓	✓								2KJ3501 - ■ ■ ■ ■ ■ - ■ ■ ■ ■ B2	
41.56	35	110	4130	11.0	0.05	374/9	✓	✓	✓	✓						2KJ3501 - ■ ■ ■ ■ ■ - ■ ■ ■ ■ A2	
36.06	40	110	4130	11.1	0.06	649/18	✓	✓	✓	✓						2KJ3501 - ■ ■ ■ ■ ■ - ■ ■ ■ ■ X1	
32.78	44	110	4130	11.1	0.07	295/9	✓	✓	✓	✓						2KJ3501 - ■ ■ ■ ■ ■ - ■ ■ ■ ■ W1	
28.11	52	110	4130	11.2	0.09	253/9	✓	✓	✓	✓						2KJ3501 - ■ ■ ■ ■ ■ - ■ ■ ■ ■ V1	
25.56	57	110	4130	11.2	0.11	230/9	✓	✓	✓	✓						2KJ3501 - ■ ■ ■ ■ ■ - ■ ■ ■ ■ U1	
22.41	65	110	4130	11.4	0.13	605/27	✓	✓	✓	✓	✓					2KJ3501 - ■ ■ ■ ■ ■ - ■ ■ ■ ■ T1	
20.00	72	110	4130	11.4	0.16	20/1	✓	✓	✓	✓	✓					2KJ3501 - ■ ■ ■ ■ ■ - ■ ■ ■ ■ S1	
17.82	81	110	4130	11.5	0.19	1925/108	✓	✓	✓	✓	✓					2KJ3501 - ■ ■ ■ ■ ■ - ■ ■ ■ ■ R1	
16.45	88	110	4130	11.5	0.23	1925/117	✓	✓	✓	✓	✓					2KJ3501 - ■ ■ ■ ■ ■ - ■ ■ ■ ■ Q1	
14.40	101	110	4020	11.7	0.28	605/42	✓	✓	✓	✓	✓					2KJ3501 - ■ ■ ■ ■ ■ - ■ ■ ■ ■ P1	
12.63	115	110	3800	12.0	0.27	341/27	✓	✓	✓	✓	✓					2KJ3501 - ■ ■ ■ ■ ■ - ■ ■ ■ ■ N1	
11.46	127	110	3650	12.1	0.38	275/24	✓	✓	✓	✓	✓					2KJ3501 - ■ ■ ■ ■ ■ - ■ ■ ■ ■ M1	
10.78	135	110	3560	12.1	0.44	550/51	✓	✓	✓	✓	✓					2KJ3501 - ■ ■ ■ ■ ■ - ■ ■ ■ ■ L1	
9.51	152	110	3370	11.8	0.50	770/81	✓	✓	✓	✓	✓					2KJ3501 - ■ ■ ■ ■ ■ - ■ ■ ■ ■ K1	
8.25	176	110	3160	12.0	0.67	33/4	✓	✓	✓	✓	✓					2KJ3501 - ■ ■ ■ ■ ■ - ■ ■ ■ ■ J1	
7.84	185	75	3350	16.5	0.41	345/44	✓	✓	✓	✓	✓					2KJ3501 - ■ ■ ■ ■ ■ - ■ ■ ■ ■ H1	
7.38	196	75	3260	16.5	0.48	1380/187	✓	✓	✓	✓	✓					2KJ3501 - ■ ■ ■ ■ ■ - ■ ■ ■ ■ G1	
6.51	223	75	3100	16.1	0.54	644/99	✓	✓	✓	✓	✓					2KJ3501 - ■ ■ ■ ■ ■ - ■ ■ ■ ■ F1	
5.65	257	75	2920	16.3	0.73	621/110	✓	✓	✓	✓	✓					2KJ3501 - ■ ■ ■ ■ ■ - ■ ■ ■ ■ E1	
5.07	286	74	2900	18.9	0.60	345/68	✓	✓	✓	✓	✓					2KJ3501 - ■ ■ ■ ■ ■ - ■ ■ ■ ■ D1	
4.78	303	74	2830	18.9	0.70	1380/289	✓	✓	✓	✓	✓					2KJ3501 - ■ ■ ■ ■ ■ - ■ ■ ■ ■ C1	
4.21	344	74	2680	18.2	0.82	644/153	✓	✓	✓	✓	✓					2KJ3501 - ■ ■ ■ ■ ■ - ■ ■ ■ ■ B1	
3.65	397	73	2550	18.6	1.10	621/170	✓	✓	✓	✓	✓					2KJ3501 - ■ ■ ■ ■ ■ - ■ ■ ■ ■ A1	

Article No. supplement

Shaft design	1 or 9	see page 10/51
Motor frame size, motor type, efficiency class		see chapter 9
Frequency and voltage	2 or 9	see page 11/2
Gearbox mounting type	A, F, H, C or D	see page 10/42

¹⁾ Only in conjunction with reduced-backlash version

Bevel geared motors

Selection and ordering data

i	n ₂ rpm	T _{2N} Nm	F _{R2} N	φ ¹⁾	J _G 10 ⁻⁴ kgm ²	R _{ex} -	Motor frame size												Article No. (Article No. supplement, see below)
							63	71	80	90	100	112	132	160	180	200	225	250	
B.39																			
56.36	26	250	6980	8.5	0.06	4565/81	✓	✓								2KJ3502 - ■ ■ ■ ■ ■ - ■ ■ ■ ■ ■ A2			
50.11	29	210	6980	8.8	0.08	451/9	✓	✓	✓	✓						2KJ3502 - ■ ■ ■ ■ ■ - ■ ■ ■ ■ ■ X1			
44.00	33	250	6980	8.9	0.09	44/1	✓	✓	✓	✓						2KJ3502 - ■ ■ ■ ■ ■ - ■ ■ ■ ■ ■ W1			
40.00	36	230	6980	8.9	0.11	40/1	✓	✓	✓	✓						2KJ3502 - ■ ■ ■ ■ ■ - ■ ■ ■ ■ ■ V1			
34.22	42	250	6980	8.9	0.13	308/9	✓	✓	✓	✓						2KJ3502 - ■ ■ ■ ■ ■ - ■ ■ ■ ■ ■ U1			
31.11	47	250	6980	8.9	0.16	280/9	✓	✓	✓	✓						2KJ3502 - ■ ■ ■ ■ ■ - ■ ■ ■ ■ ■ T1			
27.50	53	250	6980	9.0	0.20	55/2	✓	✓	✓	✓	✓					2KJ3502 - ■ ■ ■ ■ ■ - ■ ■ ■ ■ ■ S1			
25.00	58	250	6980	9.0	0.26	25/1	✓	✓	✓	✓	✓	✓				2KJ3502 - ■ ■ ■ ■ ■ - ■ ■ ■ ■ ■ R1			
21.90	66	250	6720	9.2	0.30	2365/108	✓	✓	✓	✓	✓	✓	✓			2KJ3502 - ■ ■ ■ ■ ■ - ■ ■ ■ ■ ■ Q1			
20.21	72	250	6490	9.2	0.36	2365/117	✓	✓	✓	✓	✓	✓	✓			2KJ3502 - ■ ■ ■ ■ ■ - ■ ■ ■ ■ ■ P1			
17.90	81	250	6160	9.3	0.43	2255/126	✓	✓	✓	✓	✓	✓	✓			2KJ3502 - ■ ■ ■ ■ ■ - ■ ■ ■ ■ ■ N1			
14.90	97	250	5680	9.5	0.58	715/48	✓	✓	✓	✓	✓	✓	✓			2KJ3502 - ■ ■ ■ ■ ■ - ■ ■ ■ ■ ■ M1			
14.02	103	250	5520	9.5	0.67	715/51	✓	✓	✓	✓	✓	✓	✓			2KJ3502 - ■ ■ ■ ■ ■ - ■ ■ ■ ■ ■ L1			
12.56	115	250	5260	9.6	0.75	2035/162	✓	✓	✓	✓	✓	✓	✓			2KJ3502 - ■ ■ ■ ■ ■ - ■ ■ ■ ■ ■ K1			
10.69	136	240	4960	9.8	0.98	385/36	✓	✓	✓	✓	✓	✓	✓			2KJ3502 - ■ ■ ■ ■ ■ - ■ ■ ■ ■ ■ J1			
9.17	158	230	4690	10.1	1.29	55/6			✓	✓	✓	✓	✓			2KJ3502 - ■ ■ ■ ■ ■ - ■ ■ ■ ■ ■ H1			
7.89	184	220	4550	10.3	1.66	1705/216			✓	✓	✓	✓	✓			2KJ3502 - ■ ■ ■ ■ ■ - ■ ■ ■ ■ ■ G1			
6.60	220	200	4590	15.1	0.94	897/136	✓	✓	✓	✓	✓	✓	✓			2KJ3502 - ■ ■ ■ ■ ■ - ■ ■ ■ ■ ■ F1			
6.21	233	200	4550	15.1	1.08	1794/289	✓	✓	✓	✓	✓	✓	✓			2KJ3502 - ■ ■ ■ ■ ■ - ■ ■ ■ ■ ■ E1			
5.56	261	200	4460	15.5	1.26	851/153	✓	✓	✓	✓	✓	✓	✓			2KJ3502 - ■ ■ ■ ■ ■ - ■ ■ ■ ■ ■ D1			
4.74	306	200	4330	16.0	1.69	161/34	✓	✓	✓	✓	✓	✓	✓			2KJ3502 - ■ ■ ■ ■ ■ - ■ ■ ■ ■ ■ C1			
4.06	357	200	4190	16.5	2.30	69/17			✓	✓	✓	✓	✓			2KJ3502 - ■ ■ ■ ■ ■ - ■ ■ ■ ■ ■ B1			
3.50	414	192	4050	17.1	3.00	713/204			✓	✓	✓	✓	✓			2KJ3502 - ■ ■ ■ ■ ■ - ■ ■ ■ ■ ■ A1			
B.49																			
59.28	24	450	9510	8.3	0.19	1067/18	✓	✓	✓	✓						2KJ3503 - ■ ■ ■ ■ ■ - ■ ■ ■ ■ ■ C2			
53.89	27	450	9120	8.3	0.23	485/9	✓	✓	✓	✓						2KJ3503 - ■ ■ ■ ■ ■ - ■ ■ ■ ■ ■ B2			
45.83	32	450	8480	8.3	0.28	275/6	✓	✓	✓	✓						2KJ3503 - ■ ■ ■ ■ ■ - ■ ■ ■ ■ ■ A2			
41.67	35	450	8120	8.3	0.34	125/3	✓	✓	✓	✓						2KJ3503 - ■ ■ ■ ■ ■ - ■ ■ ■ ■ ■ X1			
37.18	39	450	7710	8.4	0.40	4015/108	✓	✓	✓	✓	✓					2KJ3503 - ■ ■ ■ ■ ■ - ■ ■ ■ ■ ■ W1			
33.33	44	450	7320	8.4	0.48	100/3	✓	✓	✓	✓	✓	✓				2KJ3503 - ■ ■ ■ ■ ■ - ■ ■ ■ ■ ■ V1			
30.05	48	450	6970	8.4	0.56	3245/108	✓	✓	✓	✓	✓	✓				2KJ3503 - ■ ■ ■ ■ ■ - ■ ■ ■ ■ ■ U1			
27.74	52	450	6710	8.4	0.67	3245/117	✓	✓	✓	✓	✓	✓				2KJ3503 - ■ ■ ■ ■ ■ - ■ ■ ■ ■ ■ T1			
25.32	57	450	6420	8.5	0.80	1595/63	✓	✓	✓	✓	✓	✓	✓			2KJ3503 - ■ ■ ■ ■ ■ - ■ ■ ■ ■ ■ S1			
21.01	69	450	5850	8.6	1.03	3025/144	✓	✓	✓	✓	✓	✓	✓			2KJ3503 - ■ ■ ■ ■ ■ - ■ ■ ■ ■ ■ R1			
19.77	73	450	5670	8.6	1.18	3025/153	✓	✓	✓	✓	✓	✓	✓			2KJ3503 - ■ ■ ■ ■ ■ - ■ ■ ■ ■ ■ Q1			
18.67	78	450	5510	8.6	1.34	3025/162	✓	✓	✓	✓	✓	✓	✓			2KJ3503 - ■ ■ ■ ■ ■ - ■ ■ ■ ■ ■ P1			
15.89	91	450	5060	8.7	1.66	143/9	✓		✓	✓	✓	✓	✓			2KJ3503 - ■ ■ ■ ■ ■ - ■ ■ ■ ■ ■ N1			
13.61	107	450	4660	8.9	2.10	245/18			✓	✓	✓	✓	✓			2KJ3503 - ■ ■ ■ ■ ■ - ■ ■ ■ ■ ■ M1			
11.97	121	450	4340	9.0	2.50	2585/216			✓	✓	✓	✓	✓			2KJ3503 - ■ ■ ■ ■ ■ - ■ ■ ■ ■ ■ L1			
10.10	144	450	3930	9.2	3.30	2090/207			✓	✓	✓	✓	✓			2KJ3503 - ■ ■ ■ ■ ■ - ■ ■ ■ ■ ■ K1			
8.80	165	450	3620	9.7	4.40	44/5			✓	✓	✓	✓	✓			2KJ3503 - ■ ■ ■ ■ ■ - ■ ■ ■ ■ ■ J1			
8.29	175	330	4540	14.1	1.52	2255/272	✓	✓	✓	✓	✓	✓	✓			2KJ3503 - ■ ■ ■ ■ ■ - ■ ■ ■ ■ ■ H1			
7.80	186	330	4410	14.1	1.74	2255/289	✓	✓	✓	✓	✓	✓	✓			2KJ3503 - ■ ■ ■ ■ ■ - ■ ■ ■ ■ ■ G1			
7.37	197	330	4290	14.1	1.97	2255/306	✓	✓	✓	✓	✓	✓	✓			2KJ3503 - ■ ■ ■ ■ ■ - ■ ■ ■ ■ ■ F1			
6.27	231	330	3970	14.4	2.50	533/85	✓	✓	✓	✓	✓	✓	✓			2KJ3503 - ■ ■ ■ ■ ■ - ■ ■ ■ ■ ■ E1			
5.37	270	330	3700	14.8	3.30	2009/374			✓	✓	✓	✓	✓			2KJ3503 - ■ ■ ■ ■ ■ - ■ ■ ■ ■ ■ D1			
4.72	307	330	3690	15.1	4.10	1927/408			✓	✓	✓	✓	✓			2KJ3503 - ■ ■ ■ ■ ■ - ■ ■ ■ ■ ■ C1			
3.98	364	330	3660	15.6	5.40	1558/391			✓	✓	✓	✓	✓			2KJ3503 - ■ ■ ■ ■ ■ - ■ ■ ■ ■ ■ B1			
3.47	418	325	3610	17.0	7.20	1476/425			✓	✓	✓	✓	✓			2KJ3503 - ■ ■ ■ ■ ■ - ■ ■ ■ ■ ■ A1			

Article No. supplement

Shaft design **1 or 9** see page 10/51

Motor frame size, motor type, efficiency class see chapter 9

Frequency and voltage **2 or 9** see page 11/2Gearbox mounting type **A, F, H, C or D** see page 10/42¹⁾ Only in conjunction with reduced-backlash version

Bevel geared motors

Selection and ordering data

<i>i</i>	<i>n</i> ₂ rpm	<i>T</i> _{2N} Nm	<i>F</i> _{R2} N	φ ¹⁾	<i>J</i> _G 10 ⁻⁴ kgm ²	<i>R</i> _{ex} -	Motor frame size											Article No. (Article No. supplement, see below)
							63	71	80	90	100	112	132	160	180	200	225	
K.39																		
157.32	9.2	220	6080	7.3	0.04	3933/25	✓	✓									2KJ3504 - ■ ■ ■ ■ ■ - ■ ■ J2	
139.54	10	220	6080	7.4	0.05	17442/125	✓	✓	✓	✓							2KJ3504 - ■ ■ ■ ■ ■ - ■ ■ H2	
121.07	12	220	6080	7.4	0.06	30267/250	✓	✓	✓	✓							2KJ3504 - ■ ■ ■ ■ ■ - ■ ■ G2	
110.06	13	220	6080	7.4	0.07	30267/275	✓	✓	✓	✓							2KJ3504 - ■ ■ ■ ■ ■ - ■ ■ F2	
94.39	15	220	6080	7.4	0.09	11799/125	✓	✓	✓	✓							2KJ3504 - ■ ■ ■ ■ ■ - ■ ■ E2	
85.81	17	220	6080	7.4	0.11	23598/275	✓	✓	✓	✓							2KJ3504 - ■ ■ ■ ■ ■ - ■ ■ D2	
75.24	19	220	6080	7.5	0.12	1881/25	✓	✓	✓	✓	✓						2KJ3504 - ■ ■ ■ ■ ■ - ■ ■ C2	
67.16	22	220	6080	7.5	0.15	18468/275	✓	✓	✓	✓	✓	✓					2KJ3504 - ■ ■ ■ ■ ■ - ■ ■ B2	
59.85	24	220	6080	7.5	0.18	1197/20	✓	✓	✓	✓	✓	✓	✓				2KJ3504 - ■ ■ ■ ■ ■ - ■ ■ A2	
55.25	26	220	6080	7.5	0.22	3591/65	✓	✓	✓	✓	✓	✓	✓				2KJ3504 - ■ ■ ■ ■ ■ - ■ ■ X1	
48.37	30	220	6080	7.6	0.26	16929/350	✓	✓	✓	✓	✓	✓	✓				2KJ3504 - ■ ■ ■ ■ ■ - ■ ■ W1	
42.41	34	220	5790	7.7	0.24	5301/125	✓	✓	✓	✓	✓	✓	✓				2KJ3504 - ■ ■ ■ ■ ■ - ■ ■ V1	
38.47	38	220	5540	7.7	0.34	1539/40	✓	✓	✓	✓	✓	✓	✓				2KJ3504 - ■ ■ ■ ■ ■ - ■ ■ U1	
36.21	40	220	5390	7.7	0.40	3078/85	✓	✓	✓	✓	✓	✓	✓				2KJ3504 - ■ ■ ■ ■ ■ - ■ ■ T1	
31.92	45	220	5080	7.6	0.44	798/25	✓	✓	✓	✓	✓	✓	✓				2KJ3504 - ■ ■ ■ ■ ■ - ■ ■ S1	
27.70	52	220	4760	7.7	0.60	13851/500	✓	✓	✓	✓	✓	✓	✓				2KJ3504 - ■ ■ ■ ■ ■ - ■ ■ R1	
26.89	54	220	4690	9.2	0.26	6804/253	✓	✓	✓	✓	✓	✓	✓				2KJ3504 - ■ ■ ■ ■ ■ - ■ ■ Q1	
23.97	60	220	4440	9.3	0.32	2205/92	✓	✓	✓	✓	✓	✓	✓				2KJ3504 - ■ ■ ■ ■ ■ - ■ ■ P1	
22.12	66	220	4270	9.3	0.38	6615/299	✓	✓	✓	✓	✓	✓	✓				2KJ3504 - ■ ■ ■ ■ ■ - ■ ■ N1	
19.37	75	220	4000	9.4	0.47	891/46	✓	✓	✓	✓	✓	✓	✓				2KJ3504 - ■ ■ ■ ■ ■ - ■ ■ M1	
16.98	85	220	3740	9.6	0.51	1953/115	✓	✓	✓	✓	✓	✓	✓				2KJ3504 - ■ ■ ■ ■ ■ - ■ ■ L1	
15.41	94	220	3560	9.7	0.67	2835/184	✓	✓	✓	✓	✓	✓	✓				2KJ3504 - ■ ■ ■ ■ ■ - ■ ■ K1	
14.50	100	220	3450	9.7	0.78	5670/391	✓	✓	✓	✓	✓	✓	✓				2KJ3504 - ■ ■ ■ ■ ■ - ■ ■ J1	
12.78	113	220	3220	9.7	0.92	294/23	✓	✓	✓	✓	✓	✓	✓				2KJ3504 - ■ ■ ■ ■ ■ - ■ ■ H1	
11.09	131	220	2990	9.8	1.24	5103/460	✓	✓	✓	✓	✓	✓	✓				2KJ3504 - ■ ■ ■ ■ ■ - ■ ■ G1	
10.04	144	184	2880	14.7	0.55	231/23	✓	✓	✓	✓	✓	✓	✓				2KJ3504 - ■ ■ ■ ■ ■ - ■ ■ F1	
8.81	165	183	2790	15.1	0.62	3038/345	✓	✓	✓	✓	✓	✓	✓				2KJ3504 - ■ ■ ■ ■ ■ - ■ ■ E1	
7.99	181	175	2810	15.3	0.80	735/92	✓	✓	✓	✓	✓	✓	✓				2KJ3504 - ■ ■ ■ ■ ■ - ■ ■ D1	
7.52	193	171	2810	15.3	0.92	2940/391	✓	✓	✓	✓	✓	✓	✓				2KJ3504 - ■ ■ ■ ■ ■ - ■ ■ C1	
6.63	219	161	2820	15.3	1.11	1372/207	✓	✓	✓	✓	✓	✓	✓				2KJ3504 - ■ ■ ■ ■ ■ - ■ ■ B1	
5.75	252	150	2810	15.4	1.49	1323/230	✓	✓	✓	✓	✓	✓	✓				2KJ3504 - ■ ■ ■ ■ ■ - ■ ■ A1	

Article No. supplement

Shaft design	1 or 9	see page 10/51
Motor frame size, motor type, efficiency class		see chapter 9
Frequency and voltage	2 or 9	see page 11/2
Gearbox mounting type	A, F, H, C or D	see page 10/42

¹⁾ Only in conjunction with reduced-backlash version

Bevel geared motors

Selection and ordering data

i	n ₂ rpm	T _{2N} Nm	F _{R2} N	φ ¹⁾	J _G 10 ⁻⁴ kgm ²	R _{ex} -	Motor frame size												Article No. (Article No. supplement, see below)
							63	71	80	90	100	112	132	160	180	200	225	250	
K.49																			
200.25	7.2	420	7820	6.7	0.06	12616/63	✓	✓								2KJ3505 - ■ ■ ■ ■ ■ - ■ ■ ■ J2			
178.06	8.1	420	7820	6.8	0.07	6232/35	✓	✓	✓	✓						2KJ3505 - ■ ■ ■ ■ ■ - ■ ■ ■ H2			
156.34	9.3	420	7820	6.8	0.08	5472/35	✓	✓	✓	✓						2KJ3505 - ■ ■ ■ ■ ■ - ■ ■ ■ G2			
142.13	10	420	7820	6.8	0.10	10944/77	✓	✓	✓	✓						2KJ3505 - ■ ■ ■ ■ ■ - ■ ■ ■ F2			
121.60	12	420	7820	6.8	0.12	608/5	✓	✓	✓	✓						2KJ3505 - ■ ■ ■ ■ ■ - ■ ■ ■ E2			
110.55	13	420	7820	6.8	0.14	1216/11	✓	✓	✓	✓						2KJ3505 - ■ ■ ■ ■ ■ - ■ ■ ■ D2			
97.71	15	420	7710	6.8	0.17	684/7	✓	✓	✓	✓	✓					2KJ3505 - ■ ■ ■ ■ ■ - ■ ■ ■ C2			
88.83	16	420	7370	6.8	0.22	6840/77	✓	✓	✓	✓	✓					2KJ3505 - ■ ■ ■ ■ ■ - ■ ■ ■ B2			
77.81	19	420	6910	6.9	0.25	1634/21	✓	✓	✓	✓	✓					2KJ3505 - ■ ■ ■ ■ ■ - ■ ■ ■ A2			
71.82	20	420	6640	6.9	0.30	6536/91	✓	✓	✓	✓	✓					2KJ3505 - ■ ■ ■ ■ ■ - ■ ■ ■ X1			
63.59	23	420	6250	6.9	0.37	3116/49	✓	✓	✓	✓	✓	✓				2KJ3505 - ■ ■ ■ ■ ■ - ■ ■ ■ W1			
52.93	27	420	5680	7.0	0.50	741/14	✓	✓	✓	✓	✓	✓				2KJ3505 - ■ ■ ■ ■ ■ - ■ ■ ■ V1			
49.82	29	420	5500	7.0	0.58	5928/119	✓	✓	✓	✓	✓	✓				2KJ3505 - ■ ■ ■ ■ ■ - ■ ■ ■ U1			
44.63	32	420	5190	7.0	0.65	2812/63	✓	✓	✓	✓	✓	✓				2KJ3505 - ■ ■ ■ ■ ■ - ■ ■ ■ T1			
38.00	38	420	4740	7.1	0.84	38/1	✓	✓	✓	✓	✓	✓				2KJ3505 - ■ ■ ■ ■ ■ - ■ ■ ■ S1			
32.57	45	420	4340	7.1	1.11	228/7			✓	✓	✓	✓				2KJ3505 - ■ ■ ■ ■ ■ - ■ ■ ■ R1			
28.05	52	420	3970	7.2	1.43	589/21			✓	✓	✓	✓				2KJ3505 - ■ ■ ■ ■ ■ - ■ ■ ■ Q1			
26.30	55	420	3820	8.6	0.52	55040/2093	✓	✓	✓	✓	✓	✓				2KJ3505 - ■ ■ ■ ■ ■ - ■ ■ ■ P1			
23.28	62	420	3540	8.7	0.65	26240/1127	✓	✓	✓	✓	✓	✓				2KJ3505 - ■ ■ ■ ■ ■ - ■ ■ ■ N1			
19.38	75	420	3130	8.8	0.90	3120/161	✓	✓	✓	✓	✓	✓				2KJ3505 - ■ ■ ■ ■ ■ - ■ ■ ■ M1			
18.24	79	420	3000	8.8	1.03	49920/2737	✓	✓	✓	✓	✓	✓				2KJ3505 - ■ ■ ■ ■ ■ - ■ ■ ■ L1			
16.34	89	420	2780	9.0	1.21	23680/1449	✓	✓	✓	✓	✓	✓				2KJ3505 - ■ ■ ■ ■ ■ - ■ ■ ■ K1			
13.91	104	420	2880	9.1	1.62	320/23	✓	✓	✓	✓	✓	✓				2KJ3505 - ■ ■ ■ ■ ■ - ■ ■ ■ J1			
11.93	122	420	3000	9.3	2.20	1920/161			✓	✓	✓	✓				2KJ3505 - ■ ■ ■ ■ ■ - ■ ■ ■ H1			
10.27	141	415	3080	9.5	2.90	4960/483			✓	✓	✓	✓				2KJ3505 - ■ ■ ■ ■ ■ - ■ ■ ■ G1			
9.75	149	275	2960	14.2	1.03	39/4	✓	✓	✓	✓	✓	✓				2KJ3505 - ■ ■ ■ ■ ■ - ■ ■ ■ F1			
9.18	158	270	2980	14.2	1.19	156/17	✓	✓	✓	✓	✓	✓				2KJ3505 - ■ ■ ■ ■ ■ - ■ ■ ■ E1			
8.22	176	255	3010	14.5	1.40	74/9	✓	✓	✓	✓	✓	✓				2KJ3505 - ■ ■ ■ ■ ■ - ■ ■ ■ D1			
7.00	207	240	3030	14.8	1.88	7/1	✓	✓	✓	✓	✓	✓				2KJ3505 - ■ ■ ■ ■ ■ - ■ ■ ■ C1			
6.00	242	225	3020	15.2	2.50	6/1			✓	✓	✓	✓				2KJ3505 - ■ ■ ■ ■ ■ - ■ ■ ■ B1			
5.17	280	210	2990	15.4	3.30	31/6			✓	✓	✓	✓				2KJ3505 - ■ ■ ■ ■ ■ - ■ ■ ■ A1			

Article No. supplement

Shaft design	1 or 9	see page 10/51
Motor frame size, motor type, efficiency class		see chapter 9
Frequency and voltage	2 or 9	see page 11/2
Gearbox mounting type	A, F, H, C or D	see page 10/42

¹⁾ Only in conjunction with reduced-backlash version

Bevel geared motors

Selection and ordering data

i	n ₂ rpm	T _{2N} Nm	F _{R2} N	φ ¹⁾	J _G 10 ⁻⁴ kgm ²	R _{ex} -	Motor frame size											Article No. (Article No. supplement, see below)
							63	71	80	90	100	112	132	160	180	200	225	
K.69																		
196.59	7.4	600	10800	6.4	0.17	14744/75	✓	✓	✓	✓							2KJ3507 - ■ ■ ■ ■ ■ - ■ ■ H2	
178.72	8.1	600	10800	6.4	0.20	29488/165	✓	✓	✓	✓							2KJ3507 - ■ ■ ■ ■ ■ - ■ ■ G2	
152.00	9.5	600	10800	6.4	0.25	152/1	✓	✓	✓	✓							2KJ3507 - ■ ■ ■ ■ ■ - ■ ■ F2	
138.18	10	600	10800	6.4	0.30	1520/11	✓	✓	✓	✓							2KJ3507 - ■ ■ ■ ■ ■ - ■ ■ E2	
123.29	12	600	10800	6.4	0.35	5548/45	✓	✓	✓	✓	✓						2KJ3507 - ■ ■ ■ ■ ■ - ■ ■ D2	
110.55	13	600	10800	6.4	0.42	1216/11	✓	✓	✓	✓	✓	✓					2KJ3507 - ■ ■ ■ ■ ■ - ■ ■ C2	
99.64	15	600	10800	6.4	0.49	4484/45	✓	✓	✓	✓	✓	✓					2KJ3507 - ■ ■ ■ ■ ■ - ■ ■ B2	
91.98	16	600	10600	6.4	0.58	17936/195	✓	✓	✓	✓	✓	✓					2KJ3507 - ■ ■ ■ ■ ■ - ■ ■ A2	
83.96	17	600	10100	6.4	0.69	8816/105	✓	✓	✓	✓	✓	✓	✓				2KJ3507 - ■ ■ ■ ■ ■ - ■ ■ X1	
69.67	21	600	9300	6.5	0.87	209/3	✓	✓	✓	✓	✓	✓	✓				2KJ3507 - ■ ■ ■ ■ ■ - ■ ■ W1	
65.57	22	600	9030	6.5	1.01	3344/51	✓	✓	✓	✓	✓	✓	✓				2KJ3507 - ■ ■ ■ ■ ■ - ■ ■ V1	
61.93	23	600	8770	6.5	1.15	1672/27	✓	✓	✓	✓	✓	✓	✓				2KJ3507 - ■ ■ ■ ■ ■ - ■ ■ U1	
52.69	28	600	8090	6.5	1.40	3952/75	✓	✓	✓	✓	✓	✓	✓				2KJ3507 - ■ ■ ■ ■ ■ - ■ ■ T1	
45.14	32	600	7470	6.5	1.70	7448/165				✓	✓	✓	✓	✓			2KJ3507 - ■ ■ ■ ■ ■ - ■ ■ S1	
39.69	37	600	6980	6.5	2.10	1786/45				✓	✓	✓	✓	✓			2KJ3507 - ■ ■ ■ ■ ■ - ■ ■ R1	
33.48	43	580	6500	6.5	2.60	11552/345				✓	✓	✓	✓	✓			2KJ3507 - ■ ■ ■ ■ ■ - ■ ■ Q1	
29.18	50	555	6200	6.5	3.50	3648/125				✓	✓	✓	✓	✓			2KJ3507 - ■ ■ ■ ■ ■ - ■ ■ P1	
26.05	56	600	5500	7.8	1.25	3751/144	✓	✓	✓	✓	✓	✓	✓	✓			2KJ3507 - ■ ■ ■ ■ ■ - ■ ■ N1	
24.52	59	595	5340	7.8	1.44	3751/153	✓	✓	✓	✓	✓	✓	✓	✓			2KJ3507 - ■ ■ ■ ■ ■ - ■ ■ M1	
23.15	63	585	5230	7.8	1.63	3751/162	✓	✓	✓	✓	✓	✓	✓	✓			2KJ3507 - ■ ■ ■ ■ ■ - ■ ■ L1	
19.70	74	555	4950	8.0	2.10	4433/225	✓	✓	✓	✓	✓	✓	✓	✓			2KJ3507 - ■ ■ ■ ■ ■ - ■ ■ K1	
16.88	86	530	4680	8.0	2.60	1519/90				✓	✓	✓	✓	✓			2KJ3507 - ■ ■ ■ ■ ■ - ■ ■ J1	
14.84	98	515	4430	8.0	3.30	16027/1080				✓	✓	✓	✓	✓			2KJ3507 - ■ ■ ■ ■ ■ - ■ ■ H1	
12.52	116	490	4170	8.0	4.30	12958/1035				✓	✓	✓	✓	✓			2KJ3507 - ■ ■ ■ ■ ■ - ■ ■ G1	
10.91	133	470	3960	8.0	5.70	1364/125				✓	✓	✓	✓	✓			2KJ3507 - ■ ■ ■ ■ ■ - ■ ■ F1	
9.34	155	370	3640	13.0	2.40	3224/345	✓	✓	✓	✓	✓	✓	✓	✓			2KJ3507 - ■ ■ ■ ■ ■ - ■ ■ E1	
8.01	181	365	3330	13.0	3.10	6076/759				✓	✓	✓	✓	✓			2KJ3507 - ■ ■ ■ ■ ■ - ■ ■ D1	
7.04	206	365	3210	13.0	3.90	1457/207				✓	✓	✓	✓	✓			2KJ3507 - ■ ■ ■ ■ ■ - ■ ■ C1	
5.94	244	345	3350	13.0	5.10	9424/1587				✓	✓	✓	✓	✓			2KJ3507 - ■ ■ ■ ■ ■ - ■ ■ B1	
5.18	280	330	3420	13.0	6.80	2976/575				✓	✓	✓	✓	✓			2KJ3507 - ■ ■ ■ ■ ■ - ■ ■ A1	

Article No. supplement

Shaft design	1 or 9	see page 10/51
Motor frame size, motor type, efficiency class		see chapter 9
Frequency and voltage	2 or 9	see page 11/2
Gearbox mounting type	A, F, H, C or D	see page 10/42

¹⁾ Only in conjunction with reduced-backlash version

Bevel geared motors

Selection and ordering data

i	n ₂ rpm	T _{2N} Nm	F _{R2} N	φ ¹⁾	J _G 10 ⁻⁴ kgm ²	R _{ex} -	Motor frame size												Article No. (Article No. supplement, see below)
							63	71	80	90	100	112	132	160	180	200	225	250	
K.79																			
244.25	5.9	820	13900	5.7	0.17	175861/720	✓	✓	✓	✓						2KJ3508 - ■ ■ ■ ■ ■ - ■ ■ ■ J2			
222.05	6.5	820	13900	5.7	0.20	175861/792	✓	✓	✓	✓						2KJ3508 - ■ ■ ■ ■ ■ - ■ ■ ■ H2			
188.85	7.7	820	13900	5.7	0.25	9065/48	✓	✓	✓	✓						2KJ3508 - ■ ■ ■ ■ ■ - ■ ■ ■ G2			
171.69	8.4	820	13900	5.7	0.31	45325/264	✓	✓	✓	✓						2KJ3508 - ■ ■ ■ ■ ■ - ■ ■ ■ F2			
153.18	9.5	820	13900	5.8	0.35	132349/864	✓	✓	✓	✓	✓					2KJ3508 - ■ ■ ■ ■ ■ - ■ ■ ■ E2			
137.35	11	820	13900	5.8	0.42	9065/66	✓	✓	✓	✓	✓	✓				2KJ3508 - ■ ■ ■ ■ ■ - ■ ■ ■ D2			
123.80	12	820	13900	5.8	0.50	106967/864	✓	✓	✓	✓	✓	✓				2KJ3508 - ■ ■ ■ ■ ■ - ■ ■ ■ C2			
114.28	13	820	13900	5.8	0.59	106967/936	✓	✓	✓	✓	✓	✓				2KJ3508 - ■ ■ ■ ■ ■ - ■ ■ ■ B2			
104.32	14	820	13900	5.8	0.70	7511/72	✓	✓	✓	✓	✓	✓	✓			2KJ3508 - ■ ■ ■ ■ ■ - ■ ■ ■ A2			
86.56	17	820	13900	5.8	0.89	99715/1152	✓	✓	✓	✓	✓	✓	✓			2KJ3508 - ■ ■ ■ ■ ■ - ■ ■ ■ X1			
81.47	18	820	13900	5.8	1.02	99715/1224	✓	✓	✓	✓	✓	✓	✓			2KJ3508 - ■ ■ ■ ■ ■ - ■ ■ ■ W1			
76.94	19	820	13900	5.8	1.16	99715/1296	✓	✓	✓	✓	✓	✓	✓			2KJ3508 - ■ ■ ■ ■ ■ - ■ ■ ■ V1			
65.47	22	820	13900	5.9	1.42	23569/360	✓	✓	✓	✓	✓	✓	✓			2KJ3508 - ■ ■ ■ ■ ■ - ■ ■ ■ U1			
56.08	26	820	13900	5.9	1.73	88837/1584				✓	✓	✓	✓	✓		2KJ3508 - ■ ■ ■ ■ ■ - ■ ■ ■ T1			
49.31	29	820	13900	5.9	2.10	85211/1728				✓	✓	✓	✓	✓		2KJ3508 - ■ ■ ■ ■ ■ - ■ ■ ■ S1			
41.60	35	800	14000	6.0	2.70	34447/828				✓	✓	✓	✓	✓		2KJ3508 - ■ ■ ■ ■ ■ - ■ ■ ■ R1			
36.26	40	770	14000	6.1	3.60	1813/50				✓	✓	✓	✓	✓		2KJ3508 - ■ ■ ■ ■ ■ - ■ ■ ■ Q1			
32.78	44	820	13900	7.2	0.94	6293/192	✓	✓	✓	✓	✓	✓	✓	✓		2KJ3508 - ■ ■ ■ ■ ■ - ■ ■ ■ P1			
27.20	53	800	14000	7.3	1.23	83545/3072	✓	✓	✓	✓	✓	✓	✓	✓		2KJ3508 - ■ ■ ■ ■ ■ - ■ ■ ■ N1			
25.60	57	785	14000	7.3	1.41	83545/3264	✓	✓	✓	✓	✓	✓	✓	✓		2KJ3508 - ■ ■ ■ ■ ■ - ■ ■ ■ M1			
24.17	60	770	14000	7.3	1.60	83545/3456	✓	✓	✓	✓	✓	✓	✓	✓		2KJ3508 - ■ ■ ■ ■ ■ - ■ ■ ■ L1			
20.57	70	740	14100	7.4	2.00	19747/960	✓	✓	✓	✓	✓	✓	✓	✓		2KJ3508 - ■ ■ ■ ■ ■ - ■ ■ ■ K1			
17.62	82	715	13800	7.5	2.60	74431/4224				✓	✓	✓	✓	✓		2KJ3508 - ■ ■ ■ ■ ■ - ■ ■ ■ J1			
15.49	94	695	13300	7.6	3.20	71393/4608				✓	✓	✓	✓	✓		2KJ3508 - ■ ■ ■ ■ ■ - ■ ■ ■ H1			
13.07	111	665	12600	7.8	4.20	28861/2208				✓	✓	✓	✓	✓		2KJ3508 - ■ ■ ■ ■ ■ - ■ ■ ■ G1			
11.39	127	645	12000	8.3	5.50	4557/400				✓	✓	✓	✓	✓		2KJ3508 - ■ ■ ■ ■ ■ - ■ ■ ■ F1			
10.51	138	445	12600	10.4	2.30	1209/115	✓	✓	✓	✓	✓	✓	✓	✓		2KJ3508 - ■ ■ ■ ■ ■ - ■ ■ ■ E1			
9.01	161	450	11900	10.6	3.00	4557/506				✓	✓	✓	✓	✓		2KJ3508 - ■ ■ ■ ■ ■ - ■ ■ ■ D1			
7.92	183	450	11300	10.8	3.70	1457/184				✓	✓	✓	✓	✓		2KJ3508 - ■ ■ ■ ■ ■ - ■ ■ ■ C1			
6.68	217	455	10900	11.1	4.90	3534/529				✓	✓	✓	✓	✓		2KJ3508 - ■ ■ ■ ■ ■ - ■ ■ ■ B1			
5.82	249	430	10700	12.1	6.60	3348/575				✓	✓	✓	✓	✓		2KJ3508 - ■ ■ ■ ■ ■ - ■ ■ ■ A1			

Article No. supplement

Shaft design	1 or 9	see page 10/51
Motor frame size, motor type, efficiency class		see chapter 9
Frequency and voltage	2 or 9	see page 11/2
Gearbox mounting type	A, F, H, C or D	see page 10/42

¹⁾ Only in conjunction with reduced-backlash version

Bevel geared motors

Selection and ordering data

i	n ₂ rpm	T _{2N} Nm	F _{R2} N	φ ¹⁾ °	J _G 10 ⁻⁴ kgm ²	R _{ex} -	Motor frame size												Article No. (Article No. supplement, see below)
							63	71	80	90	100	112	132	160	180	200	225	250	
K.89																			
231.80	6.3	1600	18100	5.6	0.42	10199/44	✓	✓	✓							2KJ3510 - ■ ■ ■ ■ ■ - ■ ■ K2			
210.72	6.9	1600	18100	5.6	0.51	50995/242	✓	✓	✓							2KJ3510 - ■ ■ ■ ■ ■ - ■ ■ J2			
189.01	7.7	1600	18100	5.6	0.71	149695/792	✓	✓	✓	✓	✓					2KJ3510 - ■ ■ ■ ■ ■ - ■ ■ H2			
169.94	8.5	1600	18100	5.6	0.80	41125/242	✓	✓	✓	✓	✓					2KJ3510 - ■ ■ ■ ■ ■ - ■ ■ G2			
153.70	9.4	1600	18100	5.6	0.88	60865/396	✓	✓	✓	✓	✓					2KJ3510 - ■ ■ ■ ■ ■ - ■ ■ F2			
141.88	10	1600	18100	5.6	1.05	60865/429	✓	✓	✓	✓	✓					2KJ3510 - ■ ■ ■ ■ ■ - ■ ■ E2			
129.96	11	1600	18100	5.6	1.37	17155/132	✓	✓	✓	✓	✓	✓	✓			2KJ3510 - ■ ■ ■ ■ ■ - ■ ■ D2			
109.04	13	1600	18100	5.6	1.45	57575/528	✓	✓	✓	✓	✓	✓	✓			2KJ3510 - ■ ■ ■ ■ ■ - ■ ■ C2			
102.63	14	1600	18100	5.6	1.66	57575/561	✓	✓	✓	✓	✓	✓	✓			2KJ3510 - ■ ■ ■ ■ ■ - ■ ■ B2			
94.16	15	1600	18100	5.6	1.81	27965/297	✓	✓	✓	✓	✓	✓	✓			2KJ3510 - ■ ■ ■ ■ ■ - ■ ■ A2			
82.25	18	1600	18100	5.6	2.60	329/4	✓	✓	✓	✓	✓	✓	✓			2KJ3510 - ■ ■ ■ ■ ■ - ■ ■ X1			
73.64	20	1600	18100	5.6	3.20	106925/1452		✓	✓	✓	✓	✓	✓			2KJ3510 - ■ ■ ■ ■ ■ - ■ ■ W1			
64.39	23	1600	18100	5.6	3.70	50995/792		✓	✓	✓	✓	✓	✓			2KJ3510 - ■ ■ ■ ■ ■ - ■ ■ V1			
55.27	26	1600	18100	5.6	4.10	27965/506		✓	✓	✓	✓	✓	✓			2KJ3510 - ■ ■ ■ ■ ■ - ■ ■ U1			
48.85	30	1600	18100	5.6	5.20	16121/330		✓	✓	✓	✓	✓	✓			2KJ3510 - ■ ■ ■ ■ ■ - ■ ■ T1			
41.54	35	1570	18100	5.6	6.60	8225/198				✓	✓	✓	✓			2KJ3510 - ■ ■ ■ ■ ■ - ■ ■ S1			
39.29	37	1600	18100	7.0	1.86	11315/288	✓	✓	✓	✓	✓	✓	✓			2KJ3510 - ■ ■ ■ ■ ■ - ■ ■ R1			
32.96	44	1600	18100	7.0	2.10	37975/1152	✓	✓	✓	✓	✓	✓	✓			2KJ3510 - ■ ■ ■ ■ ■ - ■ ■ Q1			
31.03	47	1600	18100	7.0	2.40	37975/1224	✓	✓	✓	✓	✓	✓	✓			2KJ3510 - ■ ■ ■ ■ ■ - ■ ■ P1			
28.46	51	1600	18100	7.0	2.70	18445/648	✓	✓	✓	✓	✓	✓	✓			2KJ3510 - ■ ■ ■ ■ ■ - ■ ■ N1			
24.86	58	1600	18100	7.1	3.80	2387/96	✓	✓	✓	✓	✓	✓	✓			2KJ3510 - ■ ■ ■ ■ ■ - ■ ■ M1			
22.26	65	1600	18100	7.1	4.70	70525/3168	✓	✓	✓	✓	✓	✓	✓			2KJ3510 - ■ ■ ■ ■ ■ - ■ ■ L1			
19.46	75	1560	17900	7.1	5.70	33635/1728		✓	✓	✓	✓	✓	✓			2KJ3510 - ■ ■ ■ ■ ■ - ■ ■ K1			
16.71	87	1480	17200	7.1	6.80	18445/1104		✓	✓	✓	✓	✓	✓			2KJ3510 - ■ ■ ■ ■ ■ - ■ ■ J1			
14.77	98	1420	16600	7.1	8.60	10633/720		✓	✓	✓	✓	✓	✓			2KJ3510 - ■ ■ ■ ■ ■ - ■ ■ H1			
12.56	115	1330	16300	7.1	11.00	5425/432				✓	✓	✓	✓			2KJ3510 - ■ ■ ■ ■ ■ - ■ ■ G1			
10.76	135	1250	16100	7.1	15.00	775/72				✓	✓	✓	✓			2KJ3510 - ■ ■ ■ ■ ■ - ■ ■ F1			
10.51	138	845	16100	10.8	6.40	6727/640		✓	✓	✓	✓	✓	✓			2KJ3510 - ■ ■ ■ ■ ■ - ■ ■ E1			
9.02	161	800	15400	10.8	7.70	33201/3680		✓	✓	✓	✓	✓	✓			2KJ3510 - ■ ■ ■ ■ ■ - ■ ■ D1			
7.97	182	770	14800	10.8	9.80	31899/4000		✓	✓	✓	✓	✓	✓			2KJ3510 - ■ ■ ■ ■ ■ - ■ ■ C1			
6.78	214	720	14500	10.8	13.00	217/32				✓	✓	✓	✓			2KJ3510 - ■ ■ ■ ■ ■ - ■ ■ B1			
5.81	250	675	14200	10.8	17.00	93/16					✓	✓	✓			2KJ3510 - ■ ■ ■ ■ ■ - ■ ■ A1			

Article No. supplement

Shaft design	1 or 9	see page 10/51
Motor frame size, motor type, efficiency class		see chapter 9
Frequency and voltage	2 or 9	see page 11/2
Gearbox mounting type	A, F, H, C or D	see page 10/42

¹⁾ Only in conjunction with reduced-backlash version

Bevel geared motors

Selection and ordering data

i	n ₂ rpm	T _{2N} Nm	F _{R2} N	φ ¹⁾	J _G 10 ⁻⁴ kgm ²	R _{ex} -	Motor frame size												Article No. (Article No. supplement, see below)
							63	71	80	90	100	112	132	160	180	200	225	250	
K.109																			
216.65	6.7	2900	24500	5.6	1.27	107242/495		✓	✓	✓	✓						2KJ3511 - ■ ■ ■ ■ ■ - ■ ■ H2		
195.60	7.4	2900	24500	5.6	1.37	118336/605		✓	✓	✓	✓						2KJ3511 - ■ ■ ■ ■ ■ - ■ ■ G2		
177.43	8.2	2900	24500	5.6	1.61	35131/198		✓	✓	✓	✓						2KJ3511 - ■ ■ ■ ■ ■ - ■ ■ F2		
163.78	8.9	2900	24500	5.6	1.9	70262/429		✓	✓	✓	✓						2KJ3511 - ■ ■ ■ ■ ■ - ■ ■ E2		
148.88	9.7	2900	24500	5.6	2.2	57319/385		✓	✓	✓	✓	✓	✓				2KJ3511 - ■ ■ ■ ■ ■ - ■ ■ D2		
126.07	12	2900	24500	5.6	2.6	5547/44		✓	✓	✓	✓	✓	✓	✓			2KJ3511 - ■ ■ ■ ■ ■ - ■ ■ C2		
118.65	12	2900	24500	5.6	2.6	22188/187		✓	✓	✓	✓	✓	✓	✓			2KJ3511 - ■ ■ ■ ■ ■ - ■ ■ B2		
109.57	13	2900	24500	5.6	4.1	14792/135		✓	✓	✓	✓	✓	✓	✓			2KJ3511 - ■ ■ ■ ■ ■ - ■ ■ A2		
97.49	15	2900	24500	5.6	5.0	53621/550		✓	✓	✓	✓	✓	✓	✓			2KJ3511 - ■ ■ ■ ■ ■ - ■ ■ X1		
86.59	17	2900	24500	5.7	6.0	31433/363		✓	✓	✓	✓	✓	✓	✓			2KJ3511 - ■ ■ ■ ■ ■ - ■ ■ W1		
77.51	19	2900	24500	5.7	5.9	153467/1980		✓	✓	✓	✓	✓	✓	✓			2KJ3511 - ■ ■ ■ ■ ■ - ■ ■ V1		
66.26	22	2900	24500	5.7	6.8	251464/3795		✓	✓	✓	✓	✓	✓	✓			2KJ3511 - ■ ■ ■ ■ ■ - ■ ■ U1		
59.17	25	2900	24500	5.8	8.6	7396/125		✓	✓	✓	✓	✓	✓	✓			2KJ3511 - ■ ■ ■ ■ ■ - ■ ■ T1		
52.29	28	2900	24500	5.8	9.7	25886/495				✓	✓	✓	✓	✓	✓		2KJ3511 - ■ ■ ■ ■ ■ - ■ ■ S1		
45.89	32	2900	24500	5.8	14	159014/3465				✓	✓	✓	✓	✓			2KJ3511 - ■ ■ ■ ■ ■ - ■ ■ R1		
39.95	36	2820	23900	5.8	17	151618/3795				✓	✓	✓	✓	✓			2KJ3511 - ■ ■ ■ ■ ■ - ■ ■ Q1		
34.15	42	2710	22700	5.8	21	118336/3465				✓	✓	✓	✓	✓			2KJ3511 - ■ ■ ■ ■ ■ - ■ ■ P1		
29.23	50	2620	21500	5.8	27	7396/253				✓	✓	✓	✓	✓			2KJ3511 - ■ ■ ■ ■ ■ - ■ ■ N1		
24.98	58	2380	21000	6.9	9.9	163744/6555		✓	✓	✓	✓	✓	✓	✓			2KJ3511 - ■ ■ ■ ■ ■ - ■ ■ M1		
22.31	65	2380	20000	7.1	13	52976/2375		✓	✓	✓	✓	✓	✓	✓			2KJ3511 - ■ ■ ■ ■ ■ - ■ ■ L1		
19.71	74	2380	18900	7.1	15	16856/855				✓	✓	✓	✓	✓			2KJ3511 - ■ ■ ■ ■ ■ - ■ ■ K1		
17.30	84	2400	17800	7.1	20	14792/855				✓	✓	✓	✓	✓			2KJ3511 - ■ ■ ■ ■ ■ - ■ ■ J1		
15.06	96	2310	17500	7.1	25	98728/6555				✓	✓	✓	✓	✓			2KJ3511 - ■ ■ ■ ■ ■ - ■ ■ H1		
12.87	113	2200	17500	7.1	33	11008/855				✓	✓	✓	✓	✓			2KJ3511 - ■ ■ ■ ■ ■ - ■ ■ G1		
11.02	132	2100	17400	7.2	43	4816/437				✓	✓	✓	✓	✓			2KJ3511 - ■ ■ ■ ■ ■ - ■ ■ F1		
10.45	139	1260	17600	10.8	17	784/75				✓	✓	✓	✓	✓			2KJ3511 - ■ ■ ■ ■ ■ - ■ ■ E1		
9.17	158	1270	16700	10.8	23	688/75				✓	✓	✓	✓	✓			2KJ3511 - ■ ■ ■ ■ ■ - ■ ■ D1		
7.99	181	1280	16300	10.8	29	4592/575				✓	✓	✓	✓	✓			2KJ3511 - ■ ■ ■ ■ ■ - ■ ■ C1		
6.83	212	1300	16000	10.8	38	512/75				✓	✓	✓	✓	✓			2KJ3511 - ■ ■ ■ ■ ■ - ■ ■ B1		
5.84	248	1300	15700	11.0	49	672/115				✓	✓	✓	✓	✓			2KJ3511 - ■ ■ ■ ■ ■ - ■ ■ A1		

Article No. supplement

Shaft design	1 or 9	see page 10/51
Motor frame size, motor type, efficiency class		see chapter 9
Frequency and voltage	2 or 9	see page 11/2
Gearbox mounting type	A, F, H, C or D	see page 10/42

¹⁾ Only in conjunction with reduced-backlash version

Bevel geared motors

Selection and ordering data

i	n ₂ rpm	T _{2N} Nm	F _{R2} N	φ ¹⁾	J _G 10 ⁻⁴ kgm ²	R _{ex} -	Motor frame size											Article No. (Article No. supplement, see below)
							63	71	80	90	100	112	132	160	180	200	225	
K,129																		
228.30	6.4	4400	37600	6.3	3.3	30821/135			✓	✓	✓					2KJ3512 - ■ ■ ■ ■ ■ - ■ ■ J2		
210.74	6.9	4400	37600	6.3	3.9	123284/585			✓	✓	✓					2KJ3512 - ■ ■ ■ ■ ■ - ■ ■ H2		
194.04	7.5	4400	37600	6.3	4.5	8732/45			✓	✓	✓	✓	✓			2KJ3512 - ■ ■ ■ ■ ■ - ■ ■ G2		
165.47	8.8	4400	37600	6.3	5.6	5957/36			✓	✓	✓	✓	✓			2KJ3512 - ■ ■ ■ ■ ■ - ■ ■ F2		
155.74	9.3	4400	37600	6.3	6.4	23828/153			✓	✓	✓	✓	✓			2KJ3512 - ■ ■ ■ ■ ■ - ■ ■ E2		
144.53	10	4400	37600	6.3	7.0	58534/405			✓	✓	✓	✓	✓			2KJ3512 - ■ ■ ■ ■ ■ - ■ ■ D2		
127.77	11	4400	37600	6.3	8.4	9583/75			✓	✓	✓	✓	✓			2KJ3512 - ■ ■ ■ ■ ■ - ■ ■ C2		
114.06	13	4400	37600	6.3	10	56462/495			✓	✓	✓	✓	✓			2KJ3512 - ■ ■ ■ ■ ■ - ■ ■ B2		
102.64	14	4400	37600	6.3	12	27713/270			✓	✓	✓	✓	✓			2KJ3512 - ■ ■ ■ ■ ■ - ■ ■ A2		
89.09	16	4400	37600	6.3	14	92204/1035			✓	✓	✓	✓	✓			2KJ3512 - ■ ■ ■ ■ ■ - ■ ■ X1		
80.12	18	4400	37600	6.3	17	30044/375			✓	✓	✓	✓	✓	✓		2KJ3512 - ■ ■ ■ ■ ■ - ■ ■ W1		
70.03	21	4400	37600	6.3	19	18907/270				✓	✓	✓	✓	✓	✓	2KJ3512 - ■ ■ ■ ■ ■ - ■ ■ V1		
62.49	23	4400	36200	6.4	23	2812/45				✓	✓	✓	✓	✓	✓	2KJ3512 - ■ ■ ■ ■ ■ - ■ ■ U1		
55.05	26	4400	34300	6.4	27	11396/207				✓	✓	✓	✓	✓	✓	2KJ3512 - ■ ■ ■ ■ ■ - ■ ■ T1		
48.24	30	4400	32400	6.4	33	6512/135				✓	✓	✓	✓	✓	✓	2KJ3512 - ■ ■ ■ ■ ■ - ■ ■ S1		
42.04	34	4400	30500	6.4	39	14504/345				✓	✓	✓	✓	✓	✓	2KJ3512 - ■ ■ ■ ■ ■ - ■ ■ R1		
38.37	38	4400	29200	6.9	45	1036/27				✓	✓	✓	✓	✓	✓	2KJ3512 - ■ ■ ■ ■ ■ - ■ ■ Q1		
33.03	44	4400	27300	7.0	55	11396/345					✓	✓	✓	✓	✓	2KJ3512 - ■ ■ ■ ■ ■ - ■ ■ P1		
31.55	46	4400	26700	7.0	23	3944/125		✓	✓	✓	✓	✓	✓			2KJ3512 - ■ ■ ■ ■ ■ - ■ ■ N1		
27.58	53	4400	25000	7.0	27	1241/45			✓	✓	✓	✓	✓	✓		2KJ3512 - ■ ■ ■ ■ ■ - ■ ■ M1		
24.61	59	4400	23700	7.1	33	2584/105			✓	✓	✓	✓	✓	✓		2KJ3512 - ■ ■ ■ ■ ■ - ■ ■ L1		
21.68	67	4270	22700	7.1	40	1496/69			✓	✓	✓	✓	✓	✓	✓	2KJ3512 - ■ ■ ■ ■ ■ - ■ ■ K1		
19.00	76	4140	21700	7.1	50	5984/315			✓	✓	✓	✓	✓	✓	✓	2KJ3512 - ■ ■ ■ ■ ■ - ■ ■ J1		
16.56	88	4020	20600	7.2	62	1904/115			✓	✓	✓	✓	✓	✓	✓	2KJ3512 - ■ ■ ■ ■ ■ - ■ ■ H1		
15.11	96	3940	20000	7.2	72	136/9			✓	✓	✓	✓	✓	✓	✓	2KJ3512 - ■ ■ ■ ■ ■ - ■ ■ G1		
13.01	111	3810	19000	7.2	91	1496/115					✓	✓	✓	✓	✓	2KJ3512 - ■ ■ ■ ■ ■ - ■ ■ F1		
11.80	123	2830	21400	9.5	46	119680/10143			✓	✓	✓	✓	✓	✓	✓	2KJ3512 - ■ ■ ■ ■ ■ - ■ ■ E1		
10.34	140	2850	20100	9.6	57	95744/9261			✓	✓	✓	✓	✓	✓	✓	2KJ3512 - ■ ■ ■ ■ ■ - ■ ■ D1		
9.01	161	2760	19500	9.7	71	4352/483			✓	✓	✓	✓	✓	✓	✓	2KJ3512 - ■ ■ ■ ■ ■ - ■ ■ C1		
8.22	176	2680	19500	9.8	83	10880/1323			✓	✓	✓	✓	✓	✓	✓	2KJ3512 - ■ ■ ■ ■ ■ - ■ ■ B1		
7.08	205	2530	19500	9.9	107	23936/3381					✓	✓	✓	✓	✓	2KJ3512 - ■ ■ ■ ■ ■ - ■ ■ A1		

Article No. supplement

Shaft design	1 or 9	see page 10/51
Motor frame size, motor type, efficiency class		see chapter 9
Frequency and voltage	2 or 9	see page 11/2
Gearbox mounting type	A, F, H, C or D	see page 10/42

¹⁾ Only in conjunction with reduced-backlash version

Bevel geared motors

Selection and ordering data

i	n ₂ rpm	T _{2N} Nm	F _{R2} N	φ ¹⁾	J _G 10 ⁻⁴ kgm ²	R _{ex} -	Motor frame size											Article No. (Article No. supplement, see below)
							63	71	80	90	100	112	132	160	180	200	225	
K.149																		
237.03	6.1	8000	65000	5.3	7.1	83433/352			✓	✓	✓	✓	✓				2KJ3513 - ■ ■ ■ ■ ■ - ■ ■ ■ J2	
202.86	7.1	8000	65000	5.3	9.0	285621/1408			✓	✓	✓	✓	✓				2KJ3513 - ■ ■ ■ ■ ■ - ■ ■ ■ H2	
190.92	7.6	8000	65000	5.3	10	285621/1496			✓	✓	✓	✓	✓				2KJ3513 - ■ ■ ■ ■ ■ - ■ ■ ■ G2	
178.97	8.1	8000	65000	5.3	11	188993/1056			✓	✓	✓	✓	✓				2KJ3513 - ■ ■ ■ ■ ■ - ■ ■ ■ F2	
158.65	9.1	8000	65000	5.3	14	558453/3520			✓	✓	✓	✓	✓				2KJ3513 - ■ ■ ■ ■ ■ - ■ ■ ■ E2	
140.93	10	8000	64100	5.3	16	17052/121			✓	✓	✓	✓	✓				2KJ3513 - ■ ■ ■ ■ ■ - ■ ■ ■ D2	
127.16	11	8000	61400	5.3	19	89523/704			✓	✓	✓	✓	✓				2KJ3513 - ■ ■ ■ ■ ■ - ■ ■ ■ C2	
112.68	13	8000	58400	5.3	23	456141/4048			✓	✓	✓	✓	✓				2KJ3513 - ■ ■ ■ ■ ■ - ■ ■ ■ B2	
99.79	15	8000	55600	5.4	26	439089/4400			✓	✓	✓	✓	✓				2KJ3513 - ■ ■ ■ ■ ■ - ■ ■ ■ A2	
88.81	16	8000	52900	5.4	31	1421/16				✓	✓	✓	✓	✓			2KJ3513 - ■ ■ ■ ■ ■ - ■ ■ ■ X1	
79.59	18	8000	50400	5.4	37	14007/176				✓	✓	✓	✓	✓	✓		2KJ3513 - ■ ■ ■ ■ ■ - ■ ■ ■ W1	
70.56	21	8000	47900	5.4	43	285621/4048				✓	✓	✓	✓	✓	✓		2KJ3513 - ■ ■ ■ ■ ■ - ■ ■ ■ V1	
62.28	23	8000	45300	5.4	52	5481/88				✓	✓	✓	✓	✓	✓	✓	2KJ3513 - ■ ■ ■ ■ ■ - ■ ■ ■ U1	
54.76	26	8000	42700	5.4	63	55419/1012				✓	✓	✓	✓	✓	✓	✓	2KJ3513 - ■ ■ ■ ■ ■ - ■ ■ ■ T1	
49.60	29	8000	40800	5.4	70	8729/176				✓	✓	✓	✓	✓	✓	✓	2KJ3513 - ■ ■ ■ ■ ■ - ■ ■ ■ S1	
43.18	34	8000	38200	5.4	85	174783/4048					✓	✓	✓	✓	✓	✓	2KJ3513 - ■ ■ ■ ■ ■ - ■ ■ ■ R1	
35.40	41	7850	35100	5.5	110	80997/2288					✓	✓	✓	✓	✓	✓	2KJ3513 - ■ ■ ■ ■ ■ - ■ ■ ■ Q1	
32.33	45	7760	33900	6.1	49	12673/392				✓	✓	✓	✓	✓	✓	✓	2KJ3513 - ■ ■ ■ ■ ■ - ■ ■ ■ P1	
28.66	51	7630	32200	6.1	59	36917/1288				✓	✓	✓	✓	✓	✓	✓	2KJ3513 - ■ ■ ■ ■ ■ - ■ ■ ■ N1	
25.30	57	7420	30900	6.1	73	4959/196				✓	✓	✓	✓	✓	✓	✓	2KJ3513 - ■ ■ ■ ■ ■ - ■ ■ ■ M1	
22.25	65	7210	29500	6.2	89	7163/322				✓	✓	✓	✓	✓	✓	✓	2KJ3513 - ■ ■ ■ ■ ■ - ■ ■ ■ L1	
20.15	72	7070	28400	6.2	103	23693/1176				✓	✓	✓	✓	✓	✓	✓	2KJ3513 - ■ ■ ■ ■ ■ - ■ ■ ■ K1	
17.54	83	6890	28500	6.3	128	22591/1288					✓	✓	✓	✓	✓	✓	2KJ3513 - ■ ■ ■ ■ ■ - ■ ■ ■ J1	
14.38	101	6660	29000	6.3	174	10469/728					✓	✓	✓	✓	✓	✓	2KJ3513 - ■ ■ ■ ■ ■ - ■ ■ ■ H1	
14.15	102	4140	31100	8.0	79	17328/1225				✓	✓	✓	✓	✓	✓	✓	2KJ3513 - ■ ■ ■ ■ ■ - ■ ■ ■ G1	
12.44	117	4030	29800	8.0	97	150176/12075				✓	✓	✓	✓	✓	✓	✓	2KJ3513 - ■ ■ ■ ■ ■ - ■ ■ ■ F1	
11.26	129	3950	28800	8.1	113	124184/11025				✓	✓	✓	✓	✓	✓	✓	2KJ3513 - ■ ■ ■ ■ ■ - ■ ■ ■ E1	
9.81	148	3850	28400	8.2	141	118408/12075					✓	✓	✓	✓	✓	✓	2KJ3513 - ■ ■ ■ ■ ■ - ■ ■ ■ D1	
8.04	180	3720	28000	8.3	194	54872/6825					✓	✓	✓	✓	✓	✓	2KJ3513 - ■ ■ ■ ■ ■ - ■ ■ ■ C1	
6.82	213	3630	27500	8.4	266	89528/13125					✓	✓	✓	✓	✓	✓	2KJ3513 - ■ ■ ■ ■ ■ - ■ ■ ■ B1	

Article No. supplement

Shaft design	1 or 9	see page 10/51
Motor frame size, motor type, efficiency class		see chapter 9
Frequency and voltage	2 or 9	see page 11/2
Gearbox mounting type	A, F, H, C or D	see page 10/42

¹⁾ Only in conjunction with reduced-backlash version

Selection and ordering data

i	n ₂ rpm	T _{2N} Nm	F _{R2} N	φ ¹⁾	J _G 10 ⁻⁴ kgm ²	R _{ex} -	Motor frame size											Article No. (Article No. supplement, see below)
							63	71	80	90	100	112	132	160	180	200	225	
K.169																		
223.30	6.5	13000	70000	5.2	18	273319/1224					✓	✓	✓	✓			2KJ3514 - ■ ■ ■ ■ ■ - ■ ■ F2	
208.35	7.0	13000	70000	5.2	20	135013/648					✓	✓	✓	✓			2KJ3514 - ■ ■ ■ ■ ■ - ■ ■ E2	
185.23	7.8	13000	70000	5.2	24	29637/160					✓	✓	✓	✓			2KJ3514 - ■ ■ ■ ■ ■ - ■ ■ D2	
166.31	8.7	13000	70000	5.2	28	16465/99					✓	✓	✓	✓			2KJ3514 - ■ ■ ■ ■ ■ - ■ ■ C2	
150.55	9.6	13000	70000	5.2	33	260147/1728					✓	✓	✓	✓			2KJ3514 - ■ ■ ■ ■ ■ - ■ ■ B2	
132.24	11	13000	70000	5.2	40	437969/3312					✓	✓	✓	✓			2KJ3514 - ■ ■ ■ ■ ■ - ■ ■ A2	
119.83	12	13000	70000	5.2	47	431383/3600					✓	✓	✓	✓	✓		2KJ3514 - ■ ■ ■ ■ ■ - ■ ■ X1	
106.72	14	13000	70000	5.2	54	23051/216					✓	✓	✓	✓	✓	✓	2KJ3514 - ■ ■ ■ ■ ■ - ■ ■ W1	
95.83	15	13000	70000	5.2	65	36223/378					✓	✓	✓	✓	✓	✓	2KJ3514 - ■ ■ ■ ■ ■ - ■ ■ V1	
85.51	17	13000	70000	5.2	75	141599/1656					✓	✓	✓	✓	✓	✓	2KJ3514 - ■ ■ ■ ■ ■ - ■ ■ U1	
76.23	19	13000	70000	5.2	88	16465/216					✓	✓	✓	✓	✓	✓	2KJ3514 - ■ ■ ■ ■ ■ - ■ ■ T1	
67.61	21	13000	66900	5.3	103	55981/828					✓	✓	✓	✓	✓	✓	2KJ3514 - ■ ■ ■ ■ ■ - ■ ■ S1	
62.07	23	13000	64500	5.3	114	62567/1008					✓	✓	✓	✓	✓	✓	2KJ3514 - ■ ■ ■ ■ ■ - ■ ■ R1	
54.68	27	13000	60900	5.3	134	181115/3312						✓	✓	✓	✓	✓	2KJ3514 - ■ ■ ■ ■ ■ - ■ ■ Q1	
44.86	32	13000	55700	5.3	180	55981/1248						✓	✓	✓	✓	✓	2KJ3514 - ■ ■ ■ ■ ■ - ■ ■ P1	
39.33	37	13000	52300	5.3	198	141599/3600						✓	✓	✓	✓	✓	2KJ3514 - ■ ■ ■ ■ ■ - ■ ■ N1	
30.75	47	13000	46500	5.4	309	42809/1392						✓	✓	✓	✓	✓	2KJ3514 - ■ ■ ■ ■ ■ - ■ ■ M1	
29.43	49	13000	45500	5.8	133	25721/874					✓	✓	✓	✓	✓	✓	2KJ3514 - ■ ■ ■ ■ ■ - ■ ■ L1	
27.02	54	13000	43500	5.9	151	1513/56					✓	✓	✓	✓	✓	✓	2KJ3514 - ■ ■ ■ ■ ■ - ■ ■ K1	
23.80	61	13000	40800	5.9	181	83215/3496						✓	✓	✓	✓	✓	2KJ3514 - ■ ■ ■ ■ ■ - ■ ■ J1	
19.53	74	12700	40000	6.0	249	77163/3952						✓	✓	✓	✓	✓	2KJ3514 - ■ ■ ■ ■ ■ - ■ ■ H1	
17.12	85	12400	40800	6.0	288	65059/3800						✓	✓	✓	✓	✓	2KJ3514 - ■ ■ ■ ■ ■ - ■ ■ G1	
13.39	108	11900	41300	6.2	457	59007/4408						✓	✓	✓	✓	✓	2KJ3514 - ■ ■ ■ ■ ■ - ■ ■ F1	
12.20	119	6760	38700	8.1	202	143990/11799						✓	✓	✓	✓	✓	2KJ3514 - ■ ■ ■ ■ ■ - ■ ■ E1	
10.01	145	6530	37800	8.3	280	22253/2223						✓	✓	✓	✓	✓	2KJ3514 - ■ ■ ■ ■ ■ - ■ ■ D1	
8.78	165	6360	37800	8.3	328	112574/12825						✓	✓	✓	✓	✓	2KJ3514 - ■ ■ ■ ■ ■ - ■ ■ C1	
6.86	211	6130	37300	8.8	523	34034/4959						✓	✓	✓	✓	✓	2KJ3514 - ■ ■ ■ ■ ■ - ■ ■ B1	

Article No. supplement		
Shaft design	1 or 9	see page 10/51
Motor frame size, motor type, efficiency class		see chapter 9
Frequency and voltage	2 or 9	see page 11/2
Gearbox mounting type	A, F, H, C or D	see page 10/42

¹⁾ Only in conjunction with reduced-backlash version

Bevel geared motors

Selection and ordering data

i	n ₂ rpm	T _{2N} Nm	F _{R2} N	φ ¹⁾	J _G 10 ⁻⁴ kgm ²	R _{ex} -	Motor frame size											Article No. (Article No. supplement, see below)
							63	71	80	90	100	112	132	160	180	200	225	
K,189																		
199.51	7.3	19100	104000	4.8	37	186543/935						✓	✓	✓			2KJ3515 - ■ ■ ■ ■ ■ - ■ ■ ■ ■ W1	
178.49	8.1	19500	104000	4.8	43	367164/2057						✓	✓	✓			2KJ3515 - ■ ■ ■ ■ ■ - ■ ■ ■ ■ V1	
160.98	9	19500	104000	4.8	50	60207/374						✓	✓	✓			2KJ3515 - ■ ■ ■ ■ ■ - ■ ■ ■ ■ U1	
142.28	10	19500	104000	4.8	62	611940/4301						✓	✓	✓			2KJ3515 - ■ ■ ■ ■ ■ - ■ ■ ■ ■ T1	
130.05	11	19500	104000	4.8	73	55272/425						✓	✓	✓	✓		2KJ3515 - ■ ■ ■ ■ ■ - ■ ■ ■ ■ S1	
117.00	12	19500	104000	4.8	86	43757/374						✓	✓	✓	✓	✓	2KJ3515 - ■ ■ ■ ■ ■ - ■ ■ ■ ■ R1	
104.56	14	19500	104000	4.8	100	19552/187						✓	✓	✓	✓	✓	2KJ3515 - ■ ■ ■ ■ ■ - ■ ■ ■ ■ Q1	
94.55	15	19500	104000	4.8	119	406644/4301						✓	✓	✓	✓	✓	2KJ3515 - ■ ■ ■ ■ ■ - ■ ■ ■ ■ P1	
83.44	17	19500	104000	4.8	140	15604/187						✓	✓	✓	✓	✓	2KJ3515 - ■ ■ ■ ■ ■ - ■ ■ ■ ■ N1	
74.35	20	19500	104000	4.8	164	319788/4301						✓	✓	✓	✓	✓	2KJ3515 - ■ ■ ■ ■ ■ - ■ ■ ■ ■ M1	
67.36	22	19500	104000	4.8	182	12596/187						✓	✓	✓	✓	✓	2KJ3515 - ■ ■ ■ ■ ■ - ■ ■ ■ ■ L1	
60.58	24	19500	104000	4.8	220	23688/391						✓	✓	✓	✓	✓	2KJ3515 - ■ ■ ■ ■ ■ - ■ ■ ■ ■ K1	
50.34	29	19500	104000	4.8	273	122388/2431						✓	✓	✓	✓	✓	2KJ3515 - ■ ■ ■ ■ ■ - ■ ■ ■ ■ J1	
44.76	32	19500	99100	4.8	334	209244/4675						✓	✓	✓	✓	✓	2KJ3515 - ■ ■ ■ ■ ■ - ■ ■ ■ ■ H1	
35.67	41	19500	89900	4.9	455	193452/5423						✓	✓	✓	✓	✓	2KJ3515 - ■ ■ ■ ■ ■ - ■ ■ ■ ■ G1	
28.39	51	19500	81300	5.0	586	153972/5423							✓	✓	✓	✓	2KJ3515 - ■ ■ ■ ■ ■ - ■ ■ ■ ■ F1	
25.37	57	19500	77300	5.3	335	11088/437						✓	✓	✓	✓	✓	2KJ3515 - ■ ■ ■ ■ ■ - ■ ■ ■ ■ E1	
21.09	69	19500	70900	5.4	439	5208/247						✓	✓	✓	✓	✓	2KJ3515 - ■ ■ ■ ■ ■ - ■ ■ ■ ■ D1	
18.75	77	19500	67000	5.4	545	8904/475						✓	✓	✓	✓	✓	2KJ3515 - ■ ■ ■ ■ ■ - ■ ■ ■ ■ C1	
14.94	97	19500	60000	5.6	786	8232/551						✓	✓	✓	✓	✓	2KJ3515 - ■ ■ ■ ■ ■ - ■ ■ ■ ■ B1	
11.89	122	19500	61300	5.7	1109	6552/551							✓	✓	✓	✓	2KJ3515 - ■ ■ ■ ■ ■ - ■ ■ ■ ■ A1	

Article No. supplement

Shaft design	1 or 9	see page 10/51
Motor frame size, motor type, efficiency class		see chapter 9
Frequency and voltage	2 or 9	see page 11/2
Gearbox mounting type	A, F, H, C or D	see page 10/42

¹⁾ Only in conjunction with reduced-backlash version

Bevel geared motors

Selection and ordering data

<i>i</i>	<i>n</i> ₂ rpm	<i>T</i> _{2N} Nm	<i>F</i> _{R2} N	φ ¹⁾	<i>J</i> _G 10 ⁻⁴ kgm ²	<i>R</i> _{ex}	Motor frame size								Article No. (Article No. supplement, see below)
							63	71	80	90	100	112	132	160	
K.39-Z19															
3001	0.48	220	6080	-	0.02	975384/325	✓	✓						2KJ3520 - ■ ■ ■ ■ ■ - ■ ■ ■ E2	
2657	0.55	220	6080	-	0.03	4318434/1625	✓	✓	✓					2KJ3520 - ■ ■ ■ ■ ■ - ■ ■ ■ D2	
2309	0.63	220	6080	-	0.04	3752082/1625	✓	✓	✓					2KJ3520 - ■ ■ ■ ■ ■ - ■ ■ ■ C2	
2099	0.69	220	6080	-	0.05	7504164/3575	✓	✓	✓					2KJ3520 - ■ ■ ■ ■ ■ - ■ ■ ■ B2	
1786	0.81	220	6080	-	0.07	2902554/162	✓	✓	✓					2KJ3520 - ■ ■ ■ ■ ■ - ■ ■ ■ A2	
1624	0.89	220	6080	-	0.08	5805108/3575	✓	✓	✓					2KJ3520 - ■ ■ ■ ■ ■ - ■ ■ ■ X1	
1416	1.0	220	6080	-	0.09	35397/25	✓	✓	✓					2KJ3520 - ■ ■ ■ ■ ■ - ■ ■ ■ W1	
1267	1.1	220	6080	-	0.12	4530816/3575	✓	✓	✓					2KJ3520 - ■ ■ ■ ■ ■ - ■ ■ ■ V1	
1125	1.3	220	6080	-	0.15	365769/325	✓	✓	✓					2KJ3520 - ■ ■ ■ ■ ■ - ■ ■ ■ U1	
1039	1.4	220	6080	-	0.18	4389228/4225	✓	✓	✓					2KJ3520 - ■ ■ ■ ■ ■ - ■ ■ ■ T1	
902	1.6	220	6080	-	0.20	2053026/2275	✓	✓	✓					2KJ3520 - ■ ■ ■ ■ ■ - ■ ■ ■ S1	
784	1.8	220	6080	-	0.21	1274292/1625	✓	✓	✓					2KJ3520 - ■ ■ ■ ■ ■ - ■ ■ ■ R1	
708	2.0	220	6080	-	0.27	35397/50	✓	✓	✓					2KJ3520 - ■ ■ ■ ■ ■ - ■ ■ ■ Q1	
666	2.2	220	6080	-	0.32	283176/425	✓	✓	✓					2KJ3520 - ■ ■ ■ ■ ■ - ■ ■ ■ P1	
581	2.5	220	6080	-	0.36	188784/325	✓	✓	✓					2KJ3520 - ■ ■ ■ ■ ■ - ■ ■ ■ N1	
536	2.7	220	6080	-	0.19	243846/455	✓	✓	✓					2KJ3520 - ■ ■ ■ ■ ■ - ■ ■ ■ M1	
466	3.1	220	6080	-	0.22	114057/245	✓	✓	✓					2KJ3520 - ■ ■ ■ ■ ■ - ■ ■ ■ L1	
405	3.6	220	6080	-	0.23	70794/175	✓	✓	✓					2KJ3520 - ■ ■ ■ ■ ■ - ■ ■ ■ K1	
365	4.0	220	6080	-	0.29	51129/140	✓	✓	✓					2KJ3520 - ■ ■ ■ ■ ■ - ■ ■ ■ J1	
343.72	4.2	220	6080	-	0.35	204516/595	✓	✓	✓					2KJ3520 - ■ ■ ■ ■ ■ - ■ ■ ■ H1	
329.29	4.4	220	6080	-	0.32	699732/2125	✓	✓	✓					2KJ3520 - ■ ■ ■ ■ ■ - ■ ■ ■ G1	
287.07	5.1	220	6080	-	0.37	466488/1625	✓	✓	✓					2KJ3520 - ■ ■ ■ ■ ■ - ■ ■ ■ F1	
264.86	5.5	220	6080	-	0.19	602547/2275	✓	✓	✓					2KJ3520 - ■ ■ ■ ■ ■ - ■ ■ ■ E1	
230.07	6.3	220	6080	-	0.22	563673/2450	✓	✓	✓					2KJ3520 - ■ ■ ■ ■ ■ - ■ ■ ■ D1	
199.92	7.3	220	6080	-	0.23	174933/875	✓	✓	✓					2KJ3520 - ■ ■ ■ ■ ■ - ■ ■ ■ C1	
180.49	8.0	220	6080	-	0.30	252681/1400	✓	✓	✓					2KJ3520 - ■ ■ ■ ■ ■ - ■ ■ ■ B1	
169.87	8.5	220	6080	-	0.35	505362/2975	✓	✓	✓					2KJ3520 - ■ ■ ■ ■ ■ - ■ ■ ■ A1	
K.39-D19															
6699	0.22	220	6080	-	0.11	167640192/25025	✓	✓						2KJ3521 - ■ ■ ■ ■ ■ - ■ ■ ■ H1	
5949	0.24	220	6080	-	0.13	13533453/2275	✓	✓						2KJ3521 - ■ ■ ■ ■ ■ - ■ ■ ■ G1	
5491	0.26	220	6080	-	0.16	162401436/29575	✓	✓						2KJ3521 - ■ ■ ■ ■ ■ - ■ ■ ■ F1	
4770	0.30	220	6080	-	0.17	75961962/15925	✓	✓						2KJ3521 - ■ ■ ■ ■ ■ - ■ ■ ■ E1	
4145	0.35	220	6080	-	0.18	47148804/11375	✓	✓						2KJ3521 - ■ ■ ■ ■ ■ - ■ ■ ■ D1	
3742	0.39	220	6080	-	0.22	1309689/350	✓	✓						2KJ3521 - ■ ■ ■ ■ ■ - ■ ■ ■ C1	
3522	0.41	220	6080	-	0.26	10477512/2975	✓	✓						2KJ3521 - ■ ■ ■ ■ ■ - ■ ■ ■ B1	
3070	0.47	220	6080	-	0.29	6985008/2275	✓	✓						2KJ3521 - ■ ■ ■ ■ ■ - ■ ■ ■ A1	

Article No. supplement

Shaft design	1 or 9	see page 10/51
Motor frame size, motor type, efficiency class		see chapter 9
Frequency and voltage	2 or 9	see page 11/2
Gearbox mounting type	A, F, H, C or D	see page 10/42

¹⁾ Only in conjunction with reduced-backlash version

Transmission ratios and torques for very low speeds

Bevel geared motors

Selection and ordering data

i	n ₂ rpm	T _{2N} Nm	F _{R2} N	φ ¹⁾ '	J _G 10 ⁻⁴ kgm ²	R _{ex} -	Motor frame size								Article No. (Article No. supplement, see below)
							63	71	80	90	100	112	132	160	
K.49-Z19															
3866	0.38	420	7820	-	0.02	150784/39	✓	✓							2KJ3522 - ■ ■ ■ ■ ■ - ■ ■ G2
3424	0.42	420	7820	-	0.03	222528/65	✓	✓	✓						2KJ3522 - ■ ■ ■ ■ ■ - ■ ■ F2
2975	0.49	420	7820	-	0.04	193344/65	✓	✓	✓						2KJ3522 - ■ ■ ■ ■ ■ - ■ ■ E2
2704	0.54	420	7820	-	0.05	386688/143	✓	✓	✓						2KJ3522 - ■ ■ ■ ■ ■ - ■ ■ D2
2301	0.63	420	7820	-	0.07	149568/65	✓	✓	✓						2KJ3522 - ■ ■ ■ ■ ■ - ■ ■ C2
2092	0.69	420	7820	-	0.08	299136/143	✓	✓	✓						2KJ3522 - ■ ■ ■ ■ ■ - ■ ■ B2
1824	0.79	420	7820	-	0.09	1824/1	✓	✓	✓						2KJ3522 - ■ ■ ■ ■ ■ - ■ ■ A2
1633	0.89	420	7820	-	0.12	233472/143	✓	✓	✓						2KJ3522 - ■ ■ ■ ■ ■ - ■ ■ W1
1450	1.0	420	7820	-	0.15	18848/13	✓	✓	✓						2KJ3522 - ■ ■ ■ ■ ■ - ■ ■ V1
1338	1.1	420	7820	-	0.18	226176/169	✓	✓	✓						2KJ3522 - ■ ■ ■ ■ ■ - ■ ■ U1
1163	1.2	420	7820	-	0.20	105792/91	✓	✓	✓						2KJ3522 - ■ ■ ■ ■ ■ - ■ ■ T1
1010	1.4	420	7820	-	0.21	65664/65	✓	✓	✓						2KJ3522 - ■ ■ ■ ■ ■ - ■ ■ S1
912	1.6	420	7820	-	0.27	912/1	✓	✓	✓						2KJ3522 - ■ ■ ■ ■ ■ - ■ ■ R1
858	1.7	420	7820	-	0.32	14592/17	✓	✓	✓						2KJ3522 - ■ ■ ■ ■ ■ - ■ ■ Q1
748	1.9	420	7820	-	0.36	9728/13	✓	✓	✓						2KJ3522 - ■ ■ ■ ■ ■ - ■ ■ P1
690	2.1	420	7820	-	0.19	188480/273	✓	✓	✓						2KJ3522 - ■ ■ ■ ■ ■ - ■ ■ N1
600	2.4	420	7820	-	0.22	88160/147	✓	✓	✓						2KJ3522 - ■ ■ ■ ■ ■ - ■ ■ M1
521	2.8	420	7820	-	0.23	3648/7	✓	✓	✓						2KJ3522 - ■ ■ ■ ■ ■ - ■ ■ L1
470	3.1	420	7820	-	0.30	9880/21	✓	✓	✓						2KJ3522 - ■ ■ ■ ■ ■ - ■ ■ K1
443	3.3	420	7820	-	0.35	158080/357	✓	✓	✓						2KJ3522 - ■ ■ ■ ■ ■ - ■ ■ J1
437	3.3	420	7820	-	0.27	24453/56	✓	✓	✓						2KJ3522 - ■ ■ ■ ■ ■ - ■ ■ H1
411	3.5	420	7820	-	0.32	48906/119	✓	✓	✓						2KJ3522 - ■ ■ ■ ■ ■ - ■ ■ G1
358	4.1	420	7820	-	0.37	2508/7	✓	✓	✓						2KJ3522 - ■ ■ ■ ■ ■ - ■ ■ F1
330.56	4.4	420	7820	-	0.20	32395/98	✓	✓	✓						2KJ3522 - ■ ■ ■ ■ ■ - ■ ■ E1
287.15	5.0	420	7820	-	0.23	393965/1372	✓	✓	✓						2KJ3522 - ■ ■ ■ ■ ■ - ■ ■ D1
249.52	5.8	420	7820	-	0.24	24453/98	✓	✓	✓						2KJ3522 - ■ ■ ■ ■ ■ - ■ ■ C1
225.26	6.4	420	7820	-	0.31	176605/784	✓	✓	✓						2KJ3522 - ■ ■ ■ ■ ■ - ■ ■ B1
212.01	6.8	420	7820	-	0.37	176605/833	✓	✓	✓						2KJ3522 - ■ ■ ■ ■ ■ - ■ ■ A1
K.49-D19															
9641	0.15	420	7820	-	0.08	67488/7	✓	✓							2KJ3523 - ■ ■ ■ ■ ■ - ■ ■ J1
8630	0.17	420	7820	-	0.11	8638464/1001	✓	✓							2KJ3523 - ■ ■ ■ ■ ■ - ■ ■ H1
7663	0.19	420	7820	-	0.13	697376/91	✓	✓							2KJ3523 - ■ ■ ■ ■ ■ - ■ ■ G1
7074	0.20	420	7820	-	0.16	8368512/1183	✓	✓							2KJ3523 - ■ ■ ■ ■ ■ - ■ ■ F1
6145	0.24	420	7820	-	0.17	3914304/637	✓	✓							2KJ3523 - ■ ■ ■ ■ ■ - ■ ■ E1
5340	0.27	420	7820	-	0.18	2429568/455	✓	✓							2KJ3523 - ■ ■ ■ ■ ■ - ■ ■ D1
4821	0.30	420	7820	-	0.22	33744/7	✓	✓							2KJ3523 - ■ ■ ■ ■ ■ - ■ ■ C1
4537	0.32	420	7820	-	0.26	539904/119	✓	✓							2KJ3523 - ■ ■ ■ ■ ■ - ■ ■ B1
3955	0.37	420	7820	-	0.29	359936/91	✓	✓							2KJ3523 - ■ ■ ■ ■ ■ - ■ ■ A1

Article No. supplement

Shaft design	1 or 9	see page 10/51
Motor frame size, motor type, efficiency class		see chapter 9
Frequency and voltage	2 or 9	see page 11/2
Gearbox mounting type	A, F, H, C or D	see page 10/42

¹⁾ Only in conjunction with reduced-backlash version

Bevel geared motors

Selection and ordering data

i	n ₂ rpm	T _{2N} Nm	F _{R2} N	φ ¹⁾ '	J _G 10 ⁻⁴ kgm ²	R _{ex} -	Motor frame size								Article No. (Article No. supplement, see below)
							63	71	80	90	100	112	132	160	
K.69-Z19															
3866	0.38	600	10800	-	0.02	150784/39	✓	✓							2KJ3524 - ■ ■ ■ ■ ■ - ■ ■ F2
3424	0.42	600	10800	-	0.03	222528/65	✓	✓	✓						2KJ3524 - ■ ■ ■ ■ ■ - ■ ■ E2
2975	0.49	600	10800	-	0.04	193344/65	✓	✓	✓						2KJ3524 - ■ ■ ■ ■ ■ - ■ ■ D2
2704	0.54	600	10800	-	0.05	386688/143	✓	✓	✓						2KJ3524 - ■ ■ ■ ■ ■ - ■ ■ C2
2301	0.63	600	10800	-	0.07	149568/65	✓	✓	✓						2KJ3524 - ■ ■ ■ ■ ■ - ■ ■ B2
2092	0.69	600	10800	-	0.08	299136/143	✓	✓	✓						2KJ3524 - ■ ■ ■ ■ ■ - ■ ■ A2
1824	0.79	600	10800	-	0.10	1824/1	✓	✓	✓						2KJ3524 - ■ ■ ■ ■ ■ - ■ ■ W1
1633	0.89	600	10800	-	0.13	233472/143	✓	✓	✓						2KJ3524 - ■ ■ ■ ■ ■ - ■ ■ V1
1450	1.0	600	10800	-	0.15	18848/13	✓	✓	✓						2KJ3524 - ■ ■ ■ ■ ■ - ■ ■ U1
1338	1.1	600	10800	-	0.18	226176/169	✓	✓	✓						2KJ3524 - ■ ■ ■ ■ ■ - ■ ■ T1
1163	1.2	600	10800	-	0.21	105792/91	✓	✓	✓						2KJ3524 - ■ ■ ■ ■ ■ - ■ ■ S1
1010	1.4	600	10800	-	0.21	65664/65	✓	✓	✓						2KJ3524 - ■ ■ ■ ■ ■ - ■ ■ R1
912	1.6	600	10800	-	0.27	912/1	✓	✓	✓						2KJ3524 - ■ ■ ■ ■ ■ - ■ ■ Q1
858	1.7	600	10800	-	0.32	14592/17	✓	✓	✓						2KJ3524 - ■ ■ ■ ■ ■ - ■ ■ P1
748	1.9	600	10800	-	0.37	9728/13	✓	✓	✓						2KJ3524 - ■ ■ ■ ■ ■ - ■ ■ N1
690	2.1	600	10800	-	0.20	188480/273	✓	✓	✓						2KJ3524 - ■ ■ ■ ■ ■ - ■ ■ M1
600	2.4	600	10800	-	0.23	88160/147	✓	✓	✓						2KJ3524 - ■ ■ ■ ■ ■ - ■ ■ L1
521	2.8	600	10800	-	0.24	3648/7	✓	✓	✓						2KJ3524 - ■ ■ ■ ■ ■ - ■ ■ K1
470	3.1	600	10800	-	0.31	9880/21	✓	✓	✓						2KJ3524 - ■ ■ ■ ■ ■ - ■ ■ J1
443	3.3	600	10800	-	0.37	158080/357	✓	✓	✓						2KJ3524 - ■ ■ ■ ■ ■ - ■ ■ H1
419	3.5	600	10800	-	0.38	147136/351	✓	✓	✓						2KJ3524 - ■ ■ ■ ■ ■ - ■ ■ G1
387	3.7	600	10800	-	0.22	2850760/7371	✓	✓	✓						2KJ3524 - ■ ■ ■ ■ ■ - ■ ■ F1
335.96	4.3	600	10800	-	0.25	1333420/3969	✓	✓	✓						2KJ3524 - ■ ■ ■ ■ ■ - ■ ■ E1
291.94	5.0	600	10800	-	0.27	18392/63	✓	✓	✓						2KJ3524 - ■ ■ ■ ■ ■ - ■ ■ D1
263.55	5.5	600	10800	-	0.35	149435/567	✓	✓	✓						2KJ3524 - ■ ■ ■ ■ ■ - ■ ■ C1
248.05	5.8	600	10800	-	0.41	2390960/9639	✓	✓	✓						2KJ3524 - ■ ■ ■ ■ ■ - ■ ■ B1
216.25	6.7	600	10800	-	0.48	367840/1701			✓						2KJ3524 - ■ ■ ■ ■ ■ - ■ ■ A1
K.69-D19															
9641	0.15	600	10800	-	0.08	67488/7	✓	✓							2KJ3525 - ■ ■ ■ ■ ■ - ■ ■ J1
8630	0.17	600	10800	-	0.11	8638464/1001	✓	✓							2KJ3525 - ■ ■ ■ ■ ■ - ■ ■ H1
7663	0.19	600	10800	-	0.13	697376/91	✓	✓							2KJ3525 - ■ ■ ■ ■ ■ - ■ ■ G1
7074	0.20	600	10800	-	0.16	8368512/1183	✓	✓							2KJ3525 - ■ ■ ■ ■ ■ - ■ ■ F1
6145	0.24	600	10800	-	0.17	3914304/637	✓	✓							2KJ3525 - ■ ■ ■ ■ ■ - ■ ■ E1
5340	0.27	600	10800	-	0.18	2429568/455	✓	✓							2KJ3525 - ■ ■ ■ ■ ■ - ■ ■ D1
4821	0.30	600	10800	-	0.22	33744/7	✓	✓							2KJ3525 - ■ ■ ■ ■ ■ - ■ ■ C1
4537	0.32	600	10800	-	0.26	539904/119	✓	✓							2KJ3525 - ■ ■ ■ ■ ■ - ■ ■ B1
3955	0.37	600	10800	-	0.29	359936/91	✓	✓							2KJ3525 - ■ ■ ■ ■ ■ - ■ ■ A1

Article No. supplement

Shaft design	1 or 9	see page 10/51
Motor frame size, motor type, efficiency class		see chapter 9
Frequency and voltage	2 or 9	see page 11/2
Gearbox mounting type	A, F, H, C or D	see page 10/42

¹⁾ Only in conjunction with reduced-backlash version

Transmission ratios and torques for very low speeds

Bevel geared motors

Selection and ordering data

i	n ₂ rpm	T _{2N} Nm	F _{R2} N	φ ¹⁾ '	J _G 10 ⁻⁴ kgm ²	R _{ex} -	Motor frame size								Article No. (Article No. supplement, see below)
							63	71	80	90	100	112	132	160	
K.79-Z19															
4804	0.30	820	13900	-	0.02	562030/117	✓	✓							2KJ3526 - ■ ■ ■ ■ ■ - ■ ■ ■ F2
4254	0.34	820	13900	-	0.03	110593/26	✓	✓	✓						2KJ3526 - ■ ■ ■ ■ ■ - ■ ■ ■ E2
3696	0.39	820	13900	-	0.04	96089/26	✓	✓	✓						2KJ3526 - ■ ■ ■ ■ ■ - ■ ■ ■ D2
3360	0.43	820	13900	-	0.05	480445/143	✓	✓	✓						2KJ3526 - ■ ■ ■ ■ ■ - ■ ■ ■ C2
2859	0.51	820	13900	-	0.07	74333/26	✓	✓	✓						2KJ3526 - ■ ■ ■ ■ ■ - ■ ■ ■ B2
2599	0.56	820	13900	-	0.08	371665/143	✓	✓	✓						2KJ3526 - ■ ■ ■ ■ ■ - ■ ■ ■ A2
2266	0.64	820	13900	-	0.10	9065/4	✓	✓	✓						2KJ3526 - ■ ■ ■ ■ ■ - ■ ■ ■ W1
2029	0.71	820	13900	-	0.13	290080/143	✓	✓	✓						2KJ3526 - ■ ■ ■ ■ ■ - ■ ■ ■ V1
1801	0.81	820	13900	-	0.15	281015/156	✓	✓	✓						2KJ3526 - ■ ■ ■ ■ ■ - ■ ■ ■ U1
1663	0.87	820	13900	-	0.18	281015/169	✓	✓	✓						2KJ3526 - ■ ■ ■ ■ ■ - ■ ■ ■ T1
1444	1.0	820	13900	-	0.21	37555/26	✓	✓	✓						2KJ3526 - ■ ■ ■ ■ ■ - ■ ■ ■ S1
1255	1.2	820	13900	-	0.21	16317/13	✓	✓	✓						2KJ3526 - ■ ■ ■ ■ ■ - ■ ■ ■ R1
1133	1.3	820	13900	-	0.27	9065/8	✓	✓	✓						2KJ3526 - ■ ■ ■ ■ ■ - ■ ■ ■ Q1
1066	1.4	820	13900	-	0.32	18130/17	✓	✓	✓						2KJ3526 - ■ ■ ■ ■ ■ - ■ ■ ■ P1
930	1.6	820	13900	-	0.37	36260/39	✓	✓	✓						2KJ3526 - ■ ■ ■ ■ ■ - ■ ■ ■ N1
858	1.7	820	13900	-	0.20	200725/234	✓	✓	✓						2KJ3526 - ■ ■ ■ ■ ■ - ■ ■ ■ M1
745	1.9	820	13900	-	0.23	26825/36	✓	✓	✓						2KJ3526 - ■ ■ ■ ■ ■ - ■ ■ ■ L1
648	2.2	820	13900	-	0.24	1295/2	✓	✓	✓						2KJ3526 - ■ ■ ■ ■ ■ - ■ ■ ■ K1
585	2.5	820	13900	-	0.31	84175/144	✓	✓	✓						2KJ3526 - ■ ■ ■ ■ ■ - ■ ■ ■ J1
550	2.6	820	13900	-	0.37	84175/153	✓	✓	✓						2KJ3526 - ■ ■ ■ ■ ■ - ■ ■ ■ H1
521	2.8	820	13900	-	0.38	1096865/2106	✓	✓	✓						2KJ3526 - ■ ■ ■ ■ ■ - ■ ■ ■ G1
481	3.0	820	13900	-	0.22	24287725/50544	✓	✓	✓						2KJ3526 - ■ ■ ■ ■ ■ - ■ ■ ■ F1
417	3.5	820	13900	-	0.25	3245825/7776	✓	✓	✓						2KJ3526 - ■ ■ ■ ■ ■ - ■ ■ ■ E1
363	4.0	820	13900	-	0.27	156695/432	✓	✓	✓						2KJ3526 - ■ ■ ■ ■ ■ - ■ ■ ■ D1
327.46	4.4	820	13900	-	0.35	10185175/31104	✓	✓	✓						2KJ3526 - ■ ■ ■ ■ ■ - ■ ■ ■ C1
308.19	4.7	820	13900	-	0.41	10185175/33048	✓	✓	✓						2KJ3526 - ■ ■ ■ ■ ■ - ■ ■ ■ B1
268.68	5.4	820	13900	-	0.48	783475/2916			✓						2KJ3526 - ■ ■ ■ ■ ■ - ■ ■ ■ A1
K.79-D19															
9522	0.15	820	13900	-	0.13	1485365/156	✓	✓							2KJ3527 - ■ ■ ■ ■ ■ - ■ ■ ■ G1
8789	0.16	820	13900	-	0.16	1485365/169	✓	✓							2KJ3527 - ■ ■ ■ ■ ■ - ■ ■ ■ F1
7635	0.19	820	13900	-	0.17	198505/26	✓	✓							2KJ3527 - ■ ■ ■ ■ ■ - ■ ■ ■ E1
6634	0.22	820	13900	-	0.18	86247/13	✓	✓							2KJ3527 - ■ ■ ■ ■ ■ - ■ ■ ■ D1
5989	0.24	820	13900	-	0.22	47915/8	✓	✓							2KJ3527 - ■ ■ ■ ■ ■ - ■ ■ ■ C1
5637	0.26	820	13900	-	0.26	95830/17	✓	✓							2KJ3527 - ■ ■ ■ ■ ■ - ■ ■ ■ B1
4914	0.30	820	13900	-	0.29	191660/39	✓	✓							2KJ3527 - ■ ■ ■ ■ ■ - ■ ■ ■ A1

Article No. supplement

Shaft design	1 or 9	see page 10/51
Motor frame size, motor type, efficiency class		see chapter 9
Frequency and voltage	2 or 9	see page 11/2
Gearbox mounting type	A, F, H, C or D	see page 10/42

¹⁾ Only in conjunction with reduced-backlash version

Bevel geared motors

Selection and ordering data

i	n ₂ rpm	T _{2N} Nm	F _{R2} N	φ ¹⁾ '	J _G 10 ⁻⁴ kgm ²	R _{ex} -	Motor frame size								Article No. (Article No. supplement, see below)
							63	71	80	90	100	112	132	160	
K.89-Z39															
6101	0.24	1600	18100	-	0.06	86972795/14256	✓	✓							2KJ3528 - ■ ■ ■ ■ ■ - ■ ■ F2
5425	0.27	1600	18100	-	0.07	8592493/1584	✓	✓	✓	✓					2KJ3528 - ■ ■ ■ ■ ■ - ■ ■ E2
4763	0.30	1600	18100	-	0.08	209573/44	✓	✓	✓	✓					2KJ3528 - ■ ■ ■ ■ ■ - ■ ■ D2
4330	0.33	1600	18100	-	0.10	1047865/242	✓	✓	✓	✓					2KJ3528 - ■ ■ ■ ■ ■ - ■ ■ C2
3705	0.39	1600	18100	-	0.12	1467011/396	✓	✓	✓	✓					2KJ3528 - ■ ■ ■ ■ ■ - ■ ■ B2
3368	0.43	1600	18100	-	0.14	7335055/2178	✓	✓	✓	✓					2KJ3528 - ■ ■ ■ ■ ■ - ■ ■ A2
2977	0.49	1600	18100	-	0.17	1047865/352	✓	✓	✓	✓	✓				2KJ3528 - ■ ■ ■ ■ ■ - ■ ■ W1
2706	0.54	1600	18100	-	0.22	5239325/1936	✓	✓	✓	✓	✓				2KJ3528 - ■ ■ ■ ■ ■ - ■ ■ V1
2370	0.61	1600	18100	-	0.26	45058195/19008	✓	✓	✓	✓	✓				2KJ3528 - ■ ■ ■ ■ ■ - ■ ■ U1
2188	0.66	1600	18100	-	0.31	3466015/1584	✓	✓	✓	✓	✓				2KJ3528 - ■ ■ ■ ■ ■ - ■ ■ T1
1937	0.75	1600	18100	-	0.36	6137495/3168	✓	✓	✓	✓	✓				2KJ3528 - ■ ■ ■ ■ ■ - ■ ■ S1
1612	0.90	1600	18100	-	0.48	13622245/8448	✓	✓	✓	✓	✓				2KJ3528 - ■ ■ ■ ■ ■ - ■ ■ R1
1518	0.96	1600	18100	-	0.56	13622245/8976	✓	✓	✓	✓	✓				2KJ3528 - ■ ■ ■ ■ ■ - ■ ■ Q1
1360	1.1	1600	18100	-	0.61	38771005/28512	✓	✓	✓	✓	✓				2KJ3528 - ■ ■ ■ ■ ■ - ■ ■ P1
1158	1.3	1600	18100	-	0.79	7335055/6336	✓	✓	✓	✓	✓				2KJ3528 - ■ ■ ■ ■ ■ - ■ ■ N1
992	1.5	1600	18100	-	1.04	1047865/1056			✓	✓	✓				2KJ3528 - ■ ■ ■ ■ ■ - ■ ■ M1
854	1.7	1600	18100	-	1.32	32483815/38016			✓	✓	✓				2KJ3528 - ■ ■ ■ ■ ■ - ■ ■ L1
705	2.1	1600	18100	-	0.61	45656975/64768	✓	✓	✓	✓	✓				2KJ3528 - ■ ■ ■ ■ ■ - ■ ■ K1
663	2.2	1600	18100	-	0.70	45656975/68816	✓	✓	✓	✓	✓				2KJ3528 - ■ ■ ■ ■ ■ - ■ ■ J1
594	2.4	1600	18100	-	0.79	129946775/218592	✓	✓	✓	✓	✓				2KJ3528 - ■ ■ ■ ■ ■ - ■ ■ H1
506	2.9	1600	18100	-	1.04	24584525/48576	✓	✓	✓	✓	✓				2KJ3528 - ■ ■ ■ ■ ■ - ■ ■ G1
476	3.0	1600	18100	-	0.65	84791525/178112	✓	✓	✓	✓	✓				2KJ3528 - ■ ■ ■ ■ ■ - ■ ■ F1
448	3.2	1600	18100	-	0.75	84791525/189244	✓	✓	✓	✓	✓				2KJ3528 - ■ ■ ■ ■ ■ - ■ ■ E1
401	3.6	1600	18100	-	0.85	241329725/601128	✓	✓	✓	✓	✓				2KJ3528 - ■ ■ ■ ■ ■ - ■ ■ D1
341.78	4.2	1600	18100	-	1.12	45656975/133584	✓	✓	✓	✓	✓				2KJ3528 - ■ ■ ■ ■ ■ - ■ ■ C1
292.96	4.9	1600	18100	-	1.48	6522425/22264			✓	✓	✓				2KJ3528 - ■ ■ ■ ■ ■ - ■ ■ B1
252.27	5.7	1600	18100	-	1.92	202195175/801504			✓	✓	✓				2KJ3528 - ■ ■ ■ ■ ■ - ■ ■ A1
K.89-D39															
9761	0.15	1600	18100	-	0.17	1577036825/161568	✓	✓	✓	✓	✓				2KJ3530 - ■ ■ ■ ■ ■ - ■ ■ E1
9010	0.16	1600	18100	-	0.21	121310525/13464	✓	✓	✓	✓	✓				2KJ3530 - ■ ■ ■ ■ ■ - ■ ■ D1
7888	0.18	1600	18100	-	0.25	6436885/816	✓	✓	✓	✓	✓				2KJ3530 - ■ ■ ■ ■ ■ - ■ ■ C1
6916	0.21	1600	18100	-	0.23	279360809/40392	✓	✓	✓	✓	✓				2KJ3530 - ■ ■ ■ ■ ■ - ■ ■ B1
6275	0.23	1600	18100	-	0.33	225290975/35904	✓	✓	✓	✓	✓				2KJ3530 - ■ ■ ■ ■ ■ - ■ ■ A1

Article No. supplement

Shaft design **1 or 9** see page 10/51

Motor frame size, motor type, efficiency class see chapter 9

Frequency and voltage **2 or 9** see page 11/2Gearbox mounting type **A, F, H, C or D** see page 10/42¹⁾ Only in conjunction with reduced-backlash version

Transmission ratios and torques for very low speeds

Bevel geared motors

Selection and ordering data

i	n ₂ rpm	T _{2N} Nm	F _{R2} N	φ ¹⁾ '	J _G 10 ⁻⁴ kgm ²	R _{ex} -	Motor frame size								Article No. (Article No. supplement, see below)
							63	71	80	90	100	112	132	160	
K.109-Z39															
6638	0.22	2900	24500	-	0.06	55861988/8415	✓	✓							2KJ3531 - ■ ■ ■ ■ ■ - ■ ■ F2
5903	0.25	2900	24500	-	0.07	27594476/4675	✓	✓	✓	✓					2KJ3531 - ■ ■ ■ ■ ■ - ■ ■ F2
5183	0.28	2900	24500	-	0.08	24229296/4675	✓	✓	✓	✓					2KJ3531 - ■ ■ ■ ■ ■ - ■ ■ E2
4712	0.31	2900	24500	-	0.10	48458592/10285	✓	✓	✓	✓					2KJ3531 - ■ ■ ■ ■ ■ - ■ ■ D2
4031	0.36	2900	24500	-	0.12	18845008/4675	✓	✓	✓	✓					2KJ3531 - ■ ■ ■ ■ ■ - ■ ■ C2
3665	0.40	2900	24500	-	0.14	37690016/10285	✓	✓	✓	✓					2KJ3531 - ■ ■ ■ ■ ■ - ■ ■ B2
3239	0.45	2900	24500	-	0.17	3028662/935	✓	✓	✓	✓	✓				2KJ3531 - ■ ■ ■ ■ ■ - ■ ■ A2
2945	0.49	2900	24500	-	0.23	6057324/2057	✓	✓	✓	✓	✓				2KJ3531 - ■ ■ ■ ■ ■ - ■ ■ W1
2579	0.56	2900	24500	-	0.26	7235137/2805	✓	✓	✓	✓	✓				2KJ3531 - ■ ■ ■ ■ ■ - ■ ■ V1
2381	0.61	2900	24500	-	0.31	2226196/935	✓	✓	✓	✓	✓				2KJ3531 - ■ ■ ■ ■ ■ - ■ ■ U1
2108	0.69	2900	24500	-	0.36	1971034/935	✓	✓	✓	✓	✓				2KJ3531 - ■ ■ ■ ■ ■ - ■ ■ T1
1755	0.83	2900	24500	-	0.48	6562101/3740	✓	✓	✓	✓	✓				2KJ3531 - ■ ■ ■ ■ ■ - ■ ■ S1
1651	0.88	2900	24500	-	0.57	26248404/15895	✓	✓	✓	✓	✓				2KJ3531 - ■ ■ ■ ■ ■ - ■ ■ R1
1480	0.98	2900	24500	-	0.62	12451166/8415	✓	✓	✓	✓	✓				2KJ3531 - ■ ■ ■ ■ ■ - ■ ■ Q1
1260	1.2	2900	24500	-	0.80	1177813/935	✓	✓	✓	✓	✓				2KJ3531 - ■ ■ ■ ■ ■ - ■ ■ P1
1080	1.3	2900	24500	-	1.05	1009554/935			✓	✓	✓				2KJ3531 - ■ ■ ■ ■ ■ - ■ ■ N1
930	1.6	2900	24500	-	1.34	5216029/5610			✓	✓	✓				2KJ3531 - ■ ■ ■ ■ ■ - ■ ■ M1
767	1.9	2900	24500	-	0.63	13196313/17204	✓	✓	✓	✓	✓				2KJ3531 - ■ ■ ■ ■ ■ - ■ ■ L1
722	2.0	2900	24500	-	0.73	52785252/73117	✓	✓	✓	✓	✓				2KJ3531 - ■ ■ ■ ■ ■ - ■ ■ K1
647	2.2	2900	24500	-	0.83	8346386/12903	✓	✓	✓	✓	✓				2KJ3531 - ■ ■ ■ ■ ■ - ■ ■ J1
551	2.6	2900	24500	-	1.09	2368569/4301	✓	✓	✓	✓	✓				2KJ3531 - ■ ■ ■ ■ ■ - ■ ■ H1
519	2.8	2900	24500	-	1.40	88672493/170775			✓	✓	✓				2KJ3531 - ■ ■ ■ ■ ■ - ■ ■ G1
428	3.4	2900	24500	-	0.73	24926369/58190	✓	✓	✓	✓	✓				2KJ3531 - ■ ■ ■ ■ ■ - ■ ■ F1
403	3.6	2900	24500	-	0.84	11730056/29095	✓	✓	✓	✓	✓				2KJ3531 - ■ ■ ■ ■ ■ - ■ ■ E1
361	4.0	2900	24500	-	0.97	283777124/785565	✓	✓	✓	✓	✓				2KJ3531 - ■ ■ ■ ■ ■ - ■ ■ D1
307.54	4.7	2900	24500	-	1.28	26843782/87285	✓	✓	✓	✓	✓				2KJ3531 - ■ ■ ■ ■ ■ - ■ ■ C1
263.61	5.5	2900	24500	-	1.70	7669652/29095			✓	✓	✓				2KJ3531 - ■ ■ ■ ■ ■ - ■ ■ B1
227	6.4	2900	24500	-	2.20	59439803/261855			✓	✓	✓				2KJ3531 - ■ ■ ■ ■ ■ - ■ ■ A1
K.109-D39															
13352	0.11	2900	24500	-	0.12	57881096/4335	✓	✓	✓	✓	✓				2KJ3532 - ■ ■ ■ ■ ■ - ■ ■ G1
11918	0.12	2900	24500	-	0.15	2083719456/174845	✓	✓	✓	✓	✓				2KJ3532 - ■ ■ ■ ■ ■ - ■ ■ F1
10621	0.14	2900	24500	-	0.17	101291918/9537	✓	✓	✓	✓	✓				2KJ3532 - ■ ■ ■ ■ ■ - ■ ■ E1
9804	0.15	2900	24500	-	0.21	31166744/3179	✓	✓	✓	✓	✓				2KJ3532 - ■ ■ ■ ■ ■ - ■ ■ D1
8583	0.17	2900	24500	-	0.25	12403092/1445	✓	✓	✓	✓	✓				2KJ3532 - ■ ■ ■ ■ ■ - ■ ■ C1
7526	0.19	2900	24500	-	0.23	1794313976/238425	✓	✓	✓	✓	✓				2KJ3532 - ■ ■ ■ ■ ■ - ■ ■ B1
6828	0.21	2900	24500	-	0.33	21705411/3179	✓	✓	✓	✓	✓				2KJ3532 - ■ ■ ■ ■ ■ - ■ ■ A1

Article No. supplement

Shaft design	1 or 9	see page 10/51
Motor frame size, motor type, efficiency class		see chapter 9
Frequency and voltage	2 or 9	see page 11/2
Gearbox mounting type	A, F, H, C or D	see page 10/42

¹⁾ Only in conjunction with reduced-backlash version

Bevel geared motors

Selection and ordering data

i	n ₂ rpm	T _{2N} Nm	F _{R2} N	φ ¹⁾ '	J _G 10 ⁻⁴ kgm ²	R _{ex} -	Motor frame size								Article No. (Article No. supplement, see below)
							63	71	80	90	100	112	132	160	
K,129-Z39															
5743	0.25	4400	37600	-	0.06	209316289/36450	✓	✓							2KJ3533 - ■ ■ ■ ■ ■ - ■ ■ ■ A2
5106	0.28	4400	37600	-	0.07	103397203/20250	✓	✓	✓	✓					2KJ3533 - ■ ■ ■ ■ ■ - ■ ■ ■ X1
4483	0.32	4400	37600	-	0.09	5043766/1125	✓	✓	✓	✓					2KJ3533 - ■ ■ ■ ■ ■ - ■ ■ ■ W1
4076	0.36	4400	37600	-	0.11	10087532/2475	✓	✓	✓	✓					2KJ3533 - ■ ■ ■ ■ ■ - ■ ■ ■ V1
3487	0.42	4400	37600	-	0.13	35306362/10125	✓	✓	✓	✓					2KJ3533 - ■ ■ ■ ■ ■ - ■ ■ ■ U1
3170	0.46	4400	37600	-	0.15	70612724/22275	✓	✓	✓	✓					2KJ3533 - ■ ■ ■ ■ ■ - ■ ■ ■ T1
2802	0.52	4400	37600	-	0.18	2521883/900	✓	✓	✓	✓	✓				2KJ3533 - ■ ■ ■ ■ ■ - ■ ■ ■ S1
2547	0.57	4400	37600	-	0.24	2521883/990	✓	✓	✓	✓	✓				2KJ3533 - ■ ■ ■ ■ ■ - ■ ■ ■ R1
2231	0.65	4400	37600	-	0.28	108440969/48600	✓	✓	✓	✓	✓				2KJ3533 - ■ ■ ■ ■ ■ - ■ ■ ■ Q1
2060	0.70	4400	37600	-	0.33	8341613/4050	✓	✓	✓	✓	✓				2KJ3533 - ■ ■ ■ ■ ■ - ■ ■ ■ P1
1824	0.79	4400	37600	-	0.39	14771029/8100	✓	✓	✓	✓	✓				2KJ3533 - ■ ■ ■ ■ ■ - ■ ■ ■ N1
1518	0.96	4400	37600	-	0.53	32784479/21600	✓	✓	✓	✓	✓				2KJ3533 - ■ ■ ■ ■ ■ - ■ ■ ■ M1
1429	1.0	4400	37600	-	0.61	32784479/22950	✓	✓	✓	✓	✓				2KJ3533 - ■ ■ ■ ■ ■ - ■ ■ ■ L1
1280	1.1	4400	37600	-	0.68	93309671/72900	✓	✓	✓	✓	✓				2KJ3533 - ■ ■ ■ ■ ■ - ■ ■ ■ K1
1090	1.3	4400	37600	-	0.88	17653181/16200	✓	✓	✓	✓	✓				2KJ3533 - ■ ■ ■ ■ ■ - ■ ■ ■ J1
934	1.6	4400	37600	-	1.16	2521883/2700			✓	✓	✓				2KJ3533 - ■ ■ ■ ■ ■ - ■ ■ ■ H1
804	1.8	4400	37600	-	1.48	78178373/97200			✓	✓	✓				2KJ3533 - ■ ■ ■ ■ ■ - ■ ■ ■ G1
664	2.2	4400	37600	-	0.85	21976409/33120	✓	✓	✓	✓	✓				2KJ3533 - ■ ■ ■ ■ ■ - ■ ■ ■ F1
625	2.3	4400	37600	-	0.98	21976409/35190	✓	✓	✓	✓	✓				2KJ3533 - ■ ■ ■ ■ ■ - ■ ■ ■ E1
560	2.6	4400	37600	-	1.13	62548241/111780	✓	✓	✓	✓	✓				2KJ3533 - ■ ■ ■ ■ ■ - ■ ■ ■ D1
476	3.0	4400	37600	-	1.51	11833451/24840	✓	✓	✓	✓	✓				2KJ3533 - ■ ■ ■ ■ ■ - ■ ■ ■ C1
408	3.6	4400	37600	-	2.00	1690493/4140			✓	✓	✓				2KJ3533 - ■ ■ ■ ■ ■ - ■ ■ ■ B1
352	4.1	4400	37600	-	2.60	52405283/149040			✓	✓	✓				2KJ3533 - ■ ■ ■ ■ ■ - ■ ■ ■ A1
K,129-D39															
14490	0.10	4400	40000	-	0.09	2494142287/172125	✓	✓	✓	✓					2KJ3534 - ■ ■ ■ ■ ■ - ■ ■ ■ H1
13173	0.11	4400	40000	-	0.10	4988284574/378675	✓	✓	✓	✓					2KJ3534 - ■ ■ ■ ■ ■ - ■ ■ ■ G1
11550	0.13	4400	40000	-	0.12	1192850659/103275	✓	✓	✓	✓	✓				2KJ3534 - ■ ■ ■ ■ ■ - ■ ■ ■ F1
10309	0.14	4400	40000	-	0.15	433763876/42075	✓	✓	✓	✓	✓				2KJ3534 - ■ ■ ■ ■ ■ - ■ ■ ■ E1
9188	0.16	4400	40000	-	0.18	759086783/82620	✓	✓	✓	✓	✓				2KJ3534 - ■ ■ ■ ■ ■ - ■ ■ ■ D1
8481	0.17	4400	40000	-	0.21	58391291/6885	✓	✓	✓	✓	✓				2KJ3534 - ■ ■ ■ ■ ■ - ■ ■ ■ C1
7425	0.20	4400	40000	-	0.25	170407237/22950	✓	✓	✓	✓	✓				2KJ3534 - ■ ■ ■ ■ ■ - ■ ■ ■ B1
6510	0.22	4400	40000	-	0.23	3361670039/516375	✓	✓	✓	✓	✓				2KJ3534 - ■ ■ ■ ■ ■ - ■ ■ ■ A1

Article No. supplement

Shaft design	1 or 9	see page 10/51
Motor frame size, motor type, efficiency class		see chapter 9
Frequency and voltage	2 or 9	see page 11/2
Gearbox mounting type	A, F, H, C or D	see page 10/42

¹⁾ Only in conjunction with reduced-backlash version

Transmission ratios and torques for very low speeds

Bevel geared motors

Selection and ordering data

i	n ₂ rpm	T _{2N} Nm	F _{R2} N	φ ¹⁾ '	J _G 10 ⁻⁴ kgm ²	R _{ex} -	Motor frame size								Article No. (Article No. supplement, see below)
							63	71	80	90	100	112	132	160	
K.149-Z49															
4149	0.35	8000	65000	-	0.18	58423197/14080	✓	✓	✓	✓					2KJ3535 - ■ ■ ■ ■ ■ - ■ ■ B2
3772	0.38	8000	65000	-	0.22	58423197/15488	✓	✓	✓	✓					2KJ3535 - ■ ■ ■ ■ ■ - ■ ■ A2
3208	0.45	8000	65000	-	0.28	9034515/2816	✓	✓	✓	✓					2KJ3535 - ■ ■ ■ ■ ■ - ■ ■ X1
2917	0.5	8000	65000	-	0.34	45172575/15488	✓	✓	✓	✓					2KJ3535 - ■ ■ ■ ■ ■ - ■ ■ W1
2602	0.56	8000	65000	-	0.39	14655991/5632	✓	✓	✓	✓	✓				2KJ3535 - ■ ■ ■ ■ ■ - ■ ■ V1
2333	0.62	8000	65000	-	0.47	9034515/3872	✓	✓	✓	✓	✓				2KJ3535 - ■ ■ ■ ■ ■ - ■ ■ U1
2103	0.69	8000	65000	-	0.55	11845253/5632	✓	✓	✓	✓	✓				2KJ3535 - ■ ■ ■ ■ ■ - ■ ■ T1
1941	0.75	8000	65000	-	0.66	35535759/18304	✓	✓	✓	✓	✓				2KJ3535 - ■ ■ ■ ■ ■ - ■ ■ S1
1772	0.82	8000	65000	-	0.78	2495247/1408	✓	✓	✓	✓	✓	✓			2KJ3535 - ■ ■ ■ ■ ■ - ■ ■ R1
1470	0.99	8000	65000	-	1.00	3011505/2048	✓	✓	✓	✓	✓	✓			2KJ3535 - ■ ■ ■ ■ ■ - ■ ■ Q1
1384	1.0	8000	65000	-	1.16	3011505/2176	✓	✓	✓	✓	✓	✓			2KJ3535 - ■ ■ ■ ■ ■ - ■ ■ P1
1307	1.1	8000	65000	-	1.31	1003835/768	✓	✓	✓	✓	✓	✓			2KJ3535 - ■ ■ ■ ■ ■ - ■ ■ N1
1112	1.3	8000	65000	-	1.62	7829913/7040	✓	✓	✓	✓	✓	✓			2KJ3535 - ■ ■ ■ ■ ■ - ■ ■ M1
953	1.5	8000	65000	-	2.00	29512749/30976			✓	✓	✓	✓	✓		2KJ3535 - ■ ■ ■ ■ ■ - ■ ■ L1
838	1.7	8000	65000	-	2.50	9436049/11264			✓	✓	✓	✓	✓		2KJ3535 - ■ ■ ■ ■ ■ - ■ ■ K1
707	2.1	8000	65000	-	3.20	497553/704			✓	✓	✓	✓	✓		2KJ3535 - ■ ■ ■ ■ ■ - ■ ■ J1
616	2.4	8000	65000	-	4.20	5420709/8800			✓	✓	✓	✓	✓		2KJ3535 - ■ ■ ■ ■ ■ - ■ ■ H1
608	2.4	8000	65000	-	1.81	826413/1360	✓	✓	✓	✓	✓	✓	✓		2KJ3535 - ■ ■ ■ ■ ■ - ■ ■ G1
574	2.5	8000	65000	-	2.00	275471/480	✓	✓	✓	✓	✓	✓	✓		2KJ3535 - ■ ■ ■ ■ ■ - ■ ■ F1
488	3.0	8000	65000	-	2.60	10743369/22000	✓	✓	✓	✓	✓	✓	✓		2KJ3535 - ■ ■ ■ ■ ■ - ■ ■ E1
418	3.5	8000	65000	-	3.40	40494237/96800			✓	✓	✓	✓	✓		2KJ3535 - ■ ■ ■ ■ ■ - ■ ■ D1
368	3.9	8000	65000	-	4.30	12947137/35200			✓	✓	✓	✓	✓		2KJ3535 - ■ ■ ■ ■ ■ - ■ ■ C1
310.31	4.7	8000	65000	-	5.70	682689/2200			✓	✓	✓	✓	✓		2KJ3535 - ■ ■ ■ ■ ■ - ■ ■ B1
270.46	5.4	8000	65000	-	7.50	7437717/27500			✓	✓	✓	✓	✓		2KJ3535 - ■ ■ ■ ■ ■ - ■ ■ A1
K.149-D49															
13575	0.11	8000	65000	-	0.12	23891273/1760	✓	✓	✓	✓					2KJ3536 - ■ ■ ■ ■ ■ - ■ ■ L1
12341	0.12	8000	65000	-	0.14	23891273/1936	✓	✓	✓	✓					2KJ3536 - ■ ■ ■ ■ ■ - ■ ■ K1
10908	0.13	8000	65000	-	0.17	30717351/2816	✓	✓	✓	✓	✓				2KJ3536 - ■ ■ ■ ■ ■ - ■ ■ J1
9917	0.15	8000	65000	-	0.22	153586755/15488	✓	✓	✓	✓	✓	✓			2KJ3536 - ■ ■ ■ ■ ■ - ■ ■ H1
8686	0.17	8000	65000	-	0.26	146760677/16896	✓	✓	✓	✓	✓	✓			2KJ3536 - ■ ■ ■ ■ ■ - ■ ■ G1
8018	0.18	8000	65000	-	0.31	146760677/18304	✓	✓	✓	✓	✓	✓			2KJ3536 - ■ ■ ■ ■ ■ - ■ ■ F1
7099	0.20	8000	65000	-	0.37	19990657/2816	✓	✓	✓	✓	✓	✓			2KJ3536 - ■ ■ ■ ■ ■ - ■ ■ E1
5909	0.25	8000	65000	-	0.50	133108521/22528	✓	✓	✓	✓	✓	✓	✓		2KJ3536 - ■ ■ ■ ■ ■ - ■ ■ D1
5561	0.26	8000	65000	-	0.59	7829913/1408	✓	✓	✓	✓	✓	✓	✓		2KJ3536 - ■ ■ ■ ■ ■ - ■ ■ C1
4983	0.29	8000	65000	-	0.66	126282443/25344	✓	✓	✓	✓	✓	✓	✓		2KJ3536 - ■ ■ ■ ■ ■ - ■ ■ B1
4242	0.34	8000	65000	-	0.86	23891273/5632	✓	✓	✓	✓	✓	✓	✓		2KJ3536 - ■ ■ ■ ■ ■ - ■ ■ A1

Article No. supplement

Shaft design	1 or 9	see page 10/51
Motor frame size, motor type, efficiency class		see chapter 9
Frequency and voltage	2 or 9	see page 11/2
Gearbox mounting type	A, F, H, C or D	see page 10/42

¹⁾ Only in conjunction with reduced-backlash version

Bevel geared motors

Selection and ordering data

i	n ₂ rpm	T _{2N} Nm	F _{R2} N	φ ¹⁾ '	J _G 10 ⁻⁴ kgm ²	R _{ex} -	Motor frame size								Article No. (Article No. supplement, see below)
							63	71	80	90	100	112	132	160	
K.169-Z49															
6248	0.23	13000	70000	-	0.19	1799298493/288000	✓	✓	✓	✓					2KJ3537 - ■ ■ ■ ■ ■ - ■ ■ C2
5680	0.26	13000	70000	-	0.23	1799298493/316800	✓	✓	✓	✓					2KJ3537 - ■ ■ ■ ■ ■ - ■ ■ B2
4831	0.30	13000	70000	-	0.28	18549469/3840	✓	✓	✓	✓					2KJ3537 - ■ ■ ■ ■ ■ - ■ ■ A2
4391	0.33	13000	70000	-	0.34	18549469/4224	✓	✓	✓	✓					2KJ3537 - ■ ■ ■ ■ ■ - ■ ■ X1
3918	0.37	13000	70000	-	0.40	1354111237/345600	✓	✓	✓	✓	✓				2KJ3537 - ■ ■ ■ ■ ■ - ■ ■ W1
3513	0.41	13000	70000	-	0.48	18549469/5280	✓	✓	✓	✓	✓	✓			2KJ3537 - ■ ■ ■ ■ ■ - ■ ■ V1
3167	0.46	13000	70000	-	0.57	1094418671/345600	✓	✓	✓	✓	✓	✓			2KJ3537 - ■ ■ ■ ■ ■ - ■ ■ U1
2923	0.50	13000	70000	-	0.67	1094418671/374400	✓	✓	✓	✓	✓	✓			2KJ3537 - ■ ■ ■ ■ ■ - ■ ■ T1
2668	0.54	13000	70000	-	0.80	537934601/201600	✓	✓	✓	✓	✓	✓	✓		2KJ3537 - ■ ■ ■ ■ ■ - ■ ■ S1
2214	0.65	13000	70000	-	1.03	204044159/92160	✓	✓	✓	✓	✓	✓	✓		2KJ3537 - ■ ■ ■ ■ ■ - ■ ■ R1
2084	0.70	13000	70000	-	1.19	204044159/97920	✓	✓	✓	✓	✓	✓	✓		2KJ3537 - ■ ■ ■ ■ ■ - ■ ■ Q1
1968	0.74	13000	70000	-	1.35	204044159/103680	✓	✓	✓	✓	✓	✓	✓		2KJ3537 - ■ ■ ■ ■ ■ - ■ ■ P1
1675	0.87	13000	70000	-	1.67	241143097/144000	✓	✓	✓	✓	✓	✓	✓		2KJ3537 - ■ ■ ■ ■ ■ - ■ ■ N1
1435	1.0	13000	70000	-	2.10	908923981/633600			✓	✓	✓	✓	✓		2KJ3537 - ■ ■ ■ ■ ■ - ■ ■ M1
1261	1.1	13000	70000	-	2.60	871825043/691200			✓	✓	✓	✓	✓		2KJ3537 - ■ ■ ■ ■ ■ - ■ ■ L1
1064	1.4	13000	70000	-	3.30	352439911/331200			✓	✓	✓	✓	✓		2KJ3537 - ■ ■ ■ ■ ■ - ■ ■ K1
927	1.6	13000	70000	-	4.40	18549469/20000			✓	✓	✓	✓	✓		2KJ3537 - ■ ■ ■ ■ ■ - ■ ■ J1
915	1.6	13000	70000	-	1.98	279967567/306000	✓	✓	✓	✓	✓	✓	✓		2KJ3537 - ■ ■ ■ ■ ■ - ■ ■ H1
864	1.7	13000	70000	-	2.20	279967567/324000	✓	✓	✓	✓	✓	✓	✓		2KJ3537 - ■ ■ ■ ■ ■ - ■ ■ G1
735	2.0	13000	70000	-	2.90	330870761/450000	✓	✓	✓	✓	✓	✓	✓		2KJ3537 - ■ ■ ■ ■ ■ - ■ ■ F1
630	2.3	13000	70000	-	3.80	1247128253/1980000			✓	✓	✓	✓	✓		2KJ3537 - ■ ■ ■ ■ ■ - ■ ■ E1
554	2.6	13000	70000	-	4.70	1196225059/2160000			✓	✓	✓	✓	✓		2KJ3537 - ■ ■ ■ ■ ■ - ■ ■ D1
467	3.1	13000	70000	-	6.30	483580343/1035000			✓	✓	✓	✓	✓		2KJ3537 - ■ ■ ■ ■ ■ - ■ ■ C1
416	3.5	13000	70000	-	6.90	25840171/62100			✓	✓	✓	✓	✓		2KJ3537 - ■ ■ ■ ■ ■ - ■ ■ B1
363	4.0	13000	70000	-	9.10	1360009/3750			✓	✓	✓	✓	✓		2KJ3537 - ■ ■ ■ ■ ■ - ■ ■ A1
K.169-D49															
14931	0.10	13000	70000	-	0.22	315340973/21120	✓	✓	✓	✓	✓	✓	✓		2KJ3538 - ■ ■ ■ ■ ■ - ■ ■ H1
13078	0.11	13000	70000	-	0.26	13559661839/1036800	✓	✓	✓	✓	✓	✓	✓		2KJ3538 - ■ ■ ■ ■ ■ - ■ ■ G1
12072	0.12	13000	70000	-	0.31	13559661839/1123200	✓	✓	✓	✓	✓	✓	✓		2KJ3538 - ■ ■ ■ ■ ■ - ■ ■ F1
10689	0.14	13000	70000	-	0.38	12928979893/1209600	✓	✓	✓	✓	✓	✓	✓		2KJ3538 - ■ ■ ■ ■ ■ - ■ ■ E1
8896	0.16	13000	70000	-	0.51	4099432649/460800	✓	✓	✓	✓	✓	✓	✓		2KJ3538 - ■ ■ ■ ■ ■ - ■ ■ D1
8373	0.17	13000	70000	-	0.59	241143097/28800	✓	✓	✓	✓	✓	✓	✓		2KJ3538 - ■ ■ ■ ■ ■ - ■ ■ C1
7502	0.19	13000	70000	-	0.66	11667616001/1555200	✓	✓	✓	✓	✓	✓	✓		2KJ3538 - ■ ■ ■ ■ ■ - ■ ■ B1
6387	0.23	13000	70000	-	0.86	2207386811/345600	✓	✓	✓	✓	✓	✓	✓		2KJ3538 - ■ ■ ■ ■ ■ - ■ ■ A1

Article No. supplement

Shaft design	1 or 9	see page 10/51
Motor frame size, motor type, efficiency class		see chapter 9
Frequency and voltage	2 or 9	see page 11/2
Gearbox mounting type	A, F, H, C or D	see page 10/42

¹⁾ Only in conjunction with reduced-backlash version

Transmission ratios and torques for very low speeds

Bevel geared motors**Selection and ordering data**

<i>i</i>	<i>n</i> ₂ rpm	<i>T</i> _{2N} Nm	<i>F</i> _{R2} N	φ ¹⁾	<i>J</i> _G 10 ⁻⁴ kgm ²	<i>R</i> _{ex}	Motor frame size								Article No. (Article No. supplement, see below)
							63	71	80	90	100	112	132	160	
K.189-Z69															
6375	0.23	19500	104000	-	0.21	3793088/595	✓	✓	✓	✓				2KJ3540 - ■ ■ ■ ■ ■ - ■ ■ C2	
5795	0.25	19500	104000	-	0.26	7586176/1309	✓	✓	✓	✓				2KJ3540 - ■ ■ ■ ■ ■ - ■ ■ B2	
4929	0.29	19500	104000	-	0.32	586560/119	✓	✓	✓	✓				2KJ3540 - ■ ■ ■ ■ ■ - ■ ■ A2	
4481	0.32	19500	104000	-	0.39	5865600/1309	✓	✓	✓	✓				2KJ3540 - ■ ■ ■ ■ ■ - ■ ■ X1	
3998	0.36	19500	104000	-	0.46	1427296/357	✓	✓	✓	✓	✓			2KJ3540 - ■ ■ ■ ■ ■ - ■ ■ W1	
3585	0.40	19500	104000	-	0.56	4692480/1309	✓	✓	✓	✓	✓	✓		2KJ3540 - ■ ■ ■ ■ ■ - ■ ■ V1	
3231	0.45	19500	104000	-	0.66	1153568/357	✓	✓	✓	✓	✓	✓		2KJ3540 - ■ ■ ■ ■ ■ - ■ ■ U1	
2983	0.49	19500	104000	-	0.78	354944/119	✓	✓	✓	✓	✓	✓		2KJ3540 - ■ ■ ■ ■ ■ - ■ ■ T1	
2723	0.53	19500	104000	-	0.93	2268032/833	✓	✓	✓	✓	✓	✓	✓	2KJ3540 - ■ ■ ■ ■ ■ - ■ ■ S1	
2259	0.64	19500	104000	-	1.23	268840/119	✓	✓	✓	✓	✓	✓	✓	2KJ3540 - ■ ■ ■ ■ ■ - ■ ■ R1	
2126	0.68	19500	104000	-	1.41	4301440/2023	✓	✓	✓	✓	✓	✓	✓	2KJ3540 - ■ ■ ■ ■ ■ - ■ ■ Q1	
2008	0.72	19500	104000	-	1.59	2150720/1071	✓	✓	✓	✓	✓	✓	✓	2KJ3540 - ■ ■ ■ ■ ■ - ■ ■ P1	
1709	0.85	19500	104000	-	2.0	1016704/595	✓	✓	✓	✓	✓	✓	✓	2KJ3540 - ■ ■ ■ ■ ■ - ■ ■ N1	
1464	0.99	19500	104000	-	2.5	273728/187			✓	✓	✓	✓	✓	2KJ3540 - ■ ■ ■ ■ ■ - ■ ■ M1	
1287	1.1	19500	104000	-	3.2	459472/357			✓	✓	✓	✓	✓	2KJ3540 - ■ ■ ■ ■ ■ - ■ ■ L1	
1086	1.3	19500	104000	-	4.1	2971904/2737			✓	✓	✓	✓	✓	2KJ3540 - ■ ■ ■ ■ ■ - ■ ■ K1	
946	1.5	19500	104000	-	5.5	2815488/2975			✓	✓	✓	✓	✓	2KJ3540 - ■ ■ ■ ■ ■ - ■ ■ J1	
889	1.6	19500	104000	-	3.1	3128320/3519	✓	✓	✓	✓	✓	✓	✓	2KJ3540 - ■ ■ ■ ■ ■ - ■ ■ H1	
756	1.9	19500	104000	-	4.0	16267264/21505	✓	✓	✓	✓	✓	✓	✓	2KJ3540 - ■ ■ ■ ■ ■ - ■ ■ G1	
648	2.2	19500	104000	-	5.3	30657536/47311			✓	✓	✓	✓	✓	2KJ3540 - ■ ■ ■ ■ ■ - ■ ■ F1	
570	2.5	19500	104000	-	6.7	7351552/12903			✓	✓	✓	✓	✓	2KJ3540 - ■ ■ ■ ■ ■ - ■ ■ E1	
481	3.0	19500	104000	-	9.1	47550464/98923			✓	✓	✓	✓	✓	2KJ3540 - ■ ■ ■ ■ ■ - ■ ■ D1	
419	3.5	19500	104000	-	12	45047808/107525			✓	✓	✓	✓	✓	2KJ3540 - ■ ■ ■ ■ ■ - ■ ■ C1	
384	3.8	19500	104000	-	11	37948928/98923			✓	✓	✓	✓	✓	2KJ3540 - ■ ■ ■ ■ ■ - ■ ■ B1	
334.36	4.3	19500	104000	-	14	35951616/107525			✓	✓	✓	✓	✓	2KJ3540 - ■ ■ ■ ■ ■ - ■ ■ A1	
K.189-D69															
13345	0.11	19500	104000	-	0.26	840736/63	✓	✓	✓	✓	✓	✓	✓	2KJ3541 - ■ ■ ■ ■ ■ - ■ ■ G1	
12318	0.12	19500	104000	-	0.32	258688/21	✓	✓	✓	✓	✓	✓	✓	2KJ3541 - ■ ■ ■ ■ ■ - ■ ■ F1	
10907	0.13	19500	104000	-	0.38	1603264/147	✓	✓	✓	✓	✓	✓	✓	2KJ3541 - ■ ■ ■ ■ ■ - ■ ■ E1	
9078	0.16	19500	104000	-	0.52	63544/7	✓	✓	✓	✓	✓	✓	✓	2KJ3541 - ■ ■ ■ ■ ■ - ■ ■ D1	
8544	0.17	19500	104000	-	0.61	1016704/119	✓	✓	✓	✓	✓	✓	✓	2KJ3541 - ■ ■ ■ ■ ■ - ■ ■ C1	
7655	0.19	19500	104000	-	0.67	1446848/189	✓	✓	✓	✓	✓	✓	✓	2KJ3541 - ■ ■ ■ ■ ■ - ■ ■ B1	
6517	0.22	19500	104000	-	0.89	19552/3	✓	✓	✓	✓	✓	✓	✓	2KJ3541 - ■ ■ ■ ■ ■ - ■ ■ A1	

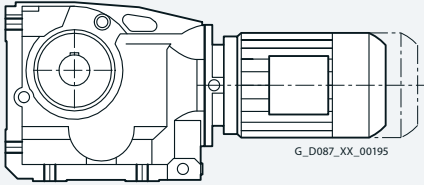
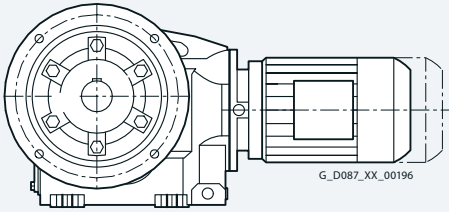
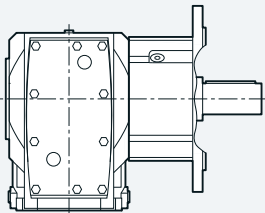
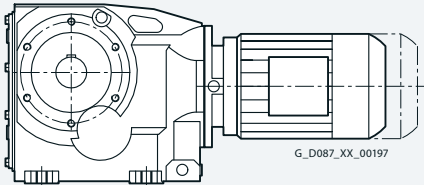
Article No. supplement

Shaft design	1 or 9	see page 10/51
Motor frame size, motor type, efficiency class		see chapter 9
Frequency and voltage	2 or 9	see page 11/2
Gearbox mounting type	A, F, H, C or D	see page 10/42

1) Only in conjunction with reduced-backlash version

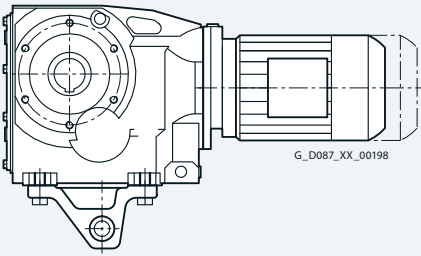
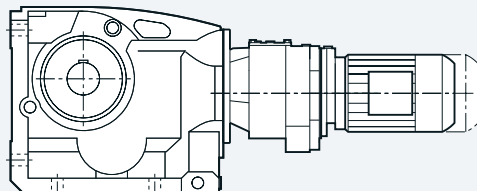
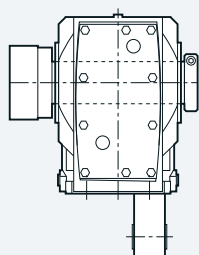
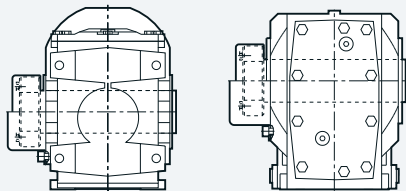
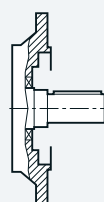
Overview

Information about dimensional drawings can be found in chapter Introduction on page 1/23.

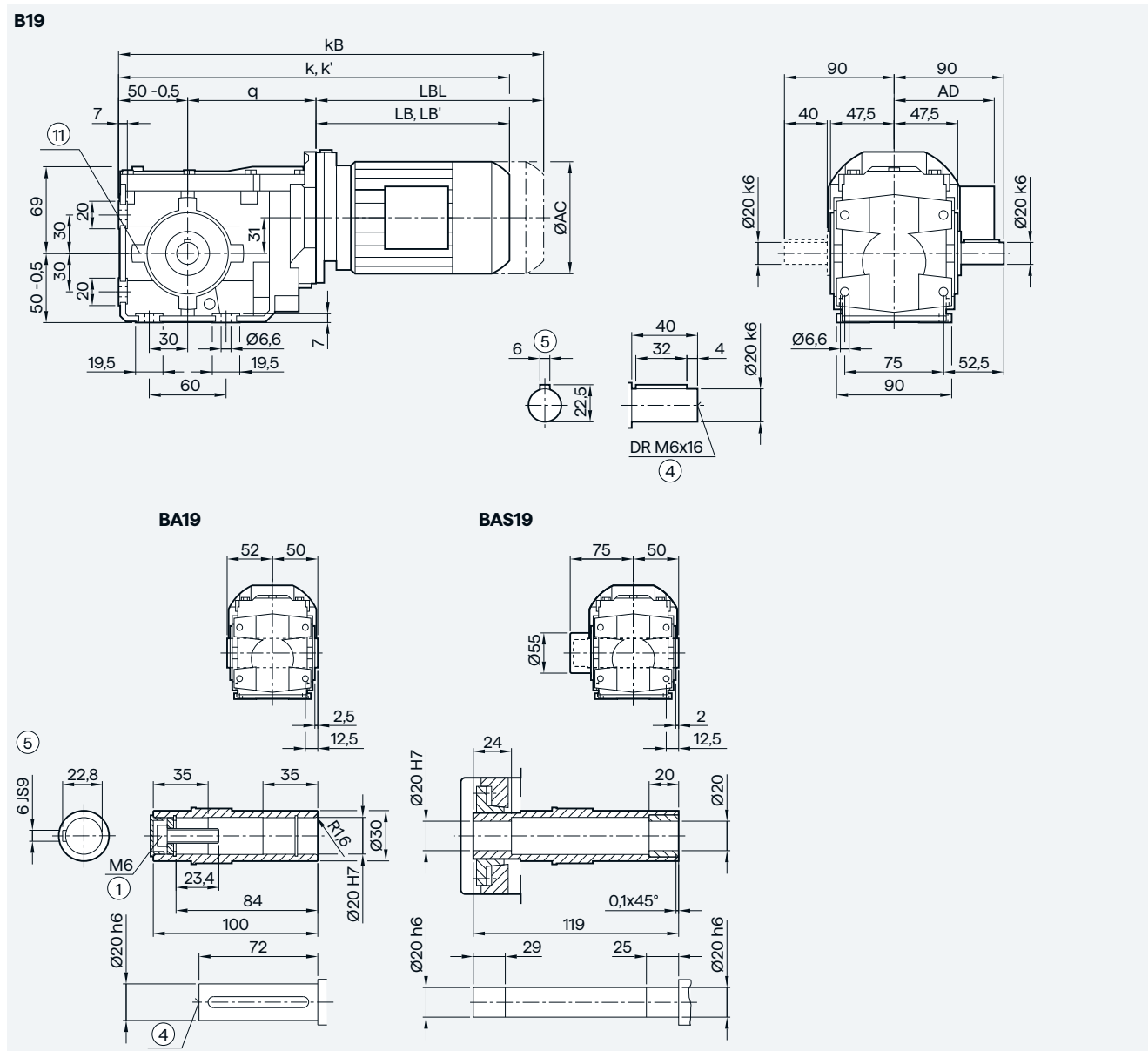
Design	Frame size	Dimensional drawing on page
Bevel geared motors B and K		
<i>Foot-mounted design</i>		
	B..19	5/77
	B..29	5/81
	B..39	5/85
	B..49	5/89
	K..39	5/93
	K..49	5/97
	K..69	5/101
	K..79	5/105
	K..89	5/109
	K..109	5/114
	K..129	5/119
	K..149	5/124
	K..169	5/129
	K..189	5/134
<i>Flange-mounted design</i>		
	B.F.19	5/78
	B.F.29	5/82
	B.F.39	5/86
	B.F.49	5/90
	K.F.39	5/94
	K.F.49	5/98
	K.F.69	5/102
	K.F.79	5/106
	K.F.89	5/110
	K.F.109	5/115
	K.F.129	5/120
	K.F.149	5/125
	K.F.169	5/130
	K.F.189	5/135
<i>Flange-mounted design with VLplus reinforced bearing system</i>		
	K.F.89	5/111
	K.F.109	5/116
	K.F.129	5/121
	K.F.149	5/126
	K.F.169	5/131
<i>Housing flange design</i>		
	B.Z.19	5/79
	B.Z.29	5/83
	B.Z.39	5/87
	B.Z.49	5/91
	K.Z.39	5/95
	K.Z.49	5/99
	K.Z.69	5/103
	K.Z.79	5/107
	K.Z.89	5/112
	K.Z.109	5/117
	K.Z.129	5/122
	K.Z.149	5/127
	K.Z.169	5/132
	K.Z.189	5/136

Bevel geared motors

Overview

Design	Frame size	Dimensional drawing on page
Bevel geared motors B and K		
<i>Shaft-mounted design</i>		
 <p style="text-align: center;">G_D087_XX_00198</p>	BAD.19	5/80
	BAD.29	5/84
	BAD.39	5/88
	BAD.49	5/92
	KAD.39	5/96
	KAD.49	5/100
	KAD.69	5/104
	KAD.79	5/108
	KAD.89	5/113
	KAD.109	5/118
	KAD.129	5/123
	KAD.149	5/128
	KAD.169	5/133
	KAD.189	5/137
Bevel tandem geared motors		
	K.39-D/Z19 ... K.189-D/Z69	5/138 ... 5/139
Additional versions and options		
<i>ShaftMount assembly system</i>		
	BADR29 ... BADR49 KADR39 ... K.R89	5/140 ... 5/141
Protective covers		
	BA.19 ... KA.189	5/141 ... 5/142
Inner contour of the flange-mounted design		
	BF19 ... KF189 BAF19 ... KAF189	5/143

Gearbox B..19 in a foot-mounted design



5

Motor	LE63	LE63Z	LE71/ FZ71	LE71Z/ FZ71Z	LE71Y	LE80	LE80Z
q	133.0	133.0	141.0	141.0	141.0	149.5	149.5
AC	117.8	117.8	138.8	138.8	138.8	156.3	156.3
AD ¹⁾	124.0	124.0	134.0	134.0	134.0	149.2	149.2
k	343.5	369.5	375.5	394.5	434.5	439.5	474.5
k' ²⁾	—	—	—	—	—	—	—
kB	388.0	414.0	430.5	449.5	489.5	499.5	534.5
LB	160.5	186.5	184.5	203.5	243.5	240.0	275.0
LB' ²⁾	—	—	—	—	—	—	—
LBL	205.0	231.0	239.5	258.5	298.5	300.0	335.0

① ISO 4014

④ DIN 322

⑤ Feather key/keyway DIN 6885-1

⑩ Use bores only for housing flange design

¹⁾ AD depends on the motor options, for other dimensions, see page 9/46.

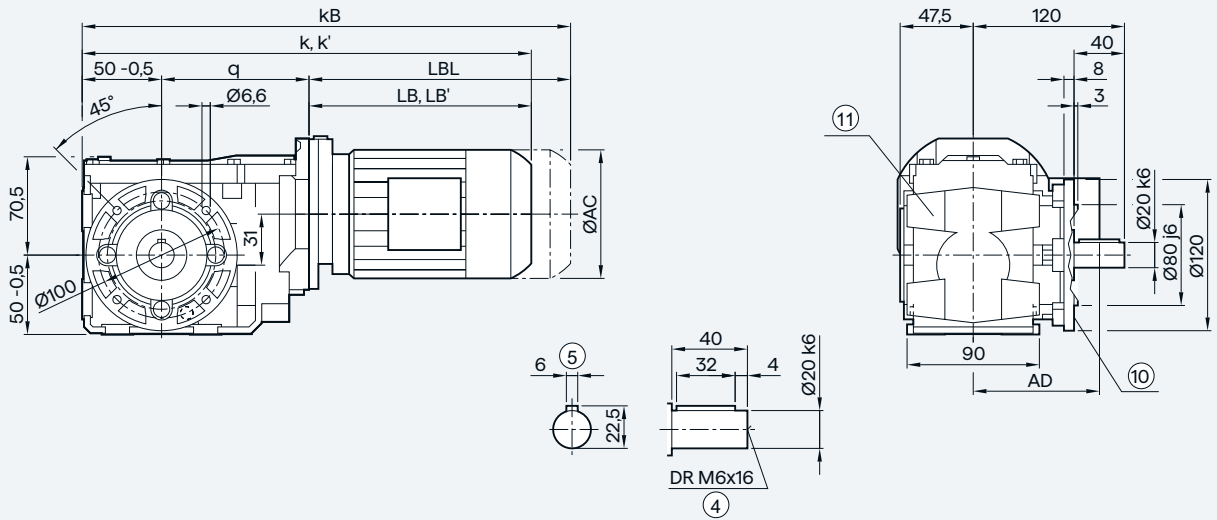
²⁾ k' and LB' dimensions apply to IE3 motors without mounted components in sizes 100 to 160. For detailed information, see page 9/2.

Bevel geared motors

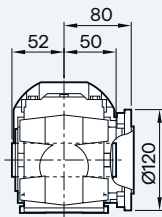
2-stage

Gearbox B.F.19 in a flange-mounted design

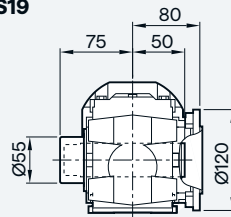
BF19



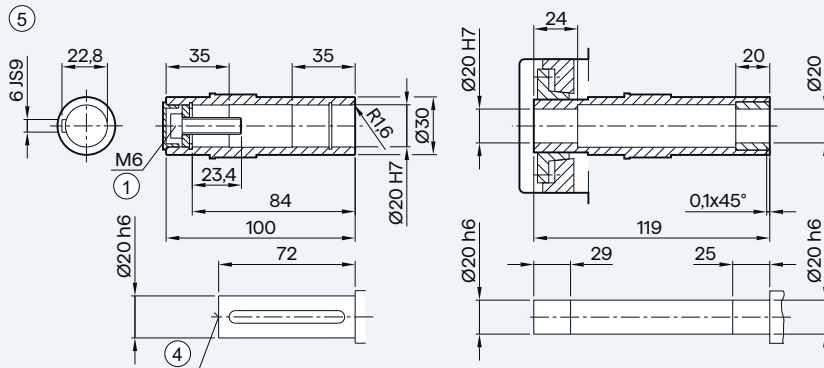
BAF19



BAFS19



5



Motor	LE63	LE63Z	LE71/ FZ71	LE71Z/ FZ71Z	LE71Y	LE80	LE80Z
q	133.0	133.0	141.0	141.0	141.0	149.5	149.5
AC	117.8	117.8	138.8	138.8	138.8	156.3	156.3
AD ¹⁾	124.0	124.0	134.0	134.0	134.0	149.2	149.2
k	343.5	369.5	375.5	394.5	434.5	439.5	474.5
k' ²⁾	—	—	—	—	—	—	—
kB	388.0	414.0	430.5	449.5	489.5	499.5	534.5
LB	160.5	186.5	184.5	203.5	243.5	240.0	275.0
LB' ²⁾	—	—	—	—	—	—	—
LBL	205.0	231.0	239.5	258.5	298.5	300.0	335.0

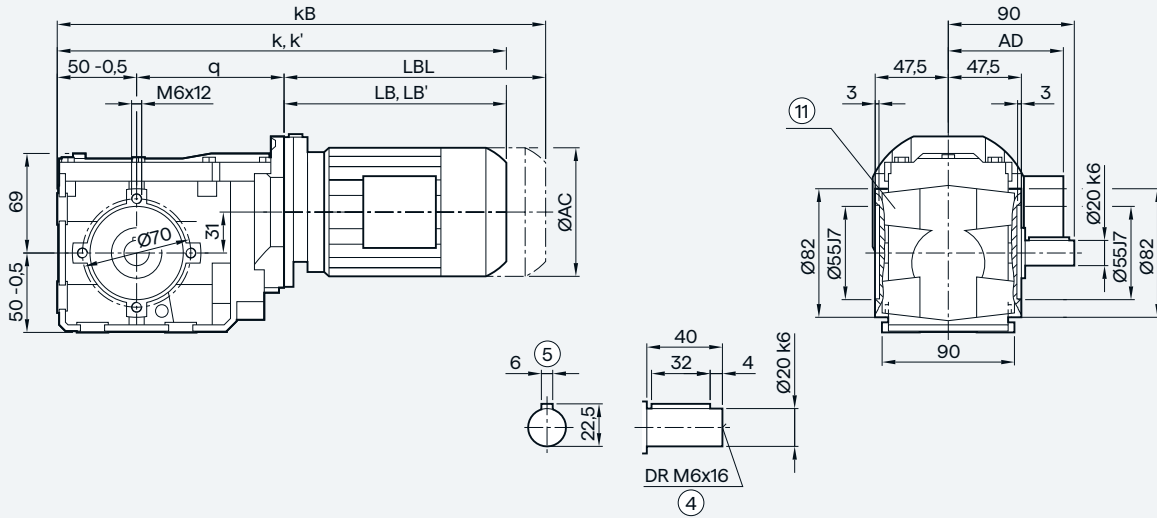
① ISO 4014 ② DIN 332 ③ Feather key/keyway DIN 6885-1 ④ For inner contour, see page 5/143 ⑤ Use bores only for foot-mounted design

¹⁾ AD depends on the motor options, for other dimensions, see page 9/46.

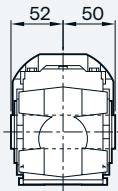
²⁾ k' and LB' dimensions apply to IE3 motors without mounted components in sizes 100 to 160. For detailed information, see page 9/2.

Gearbox B.Z.19 in a housing flange design

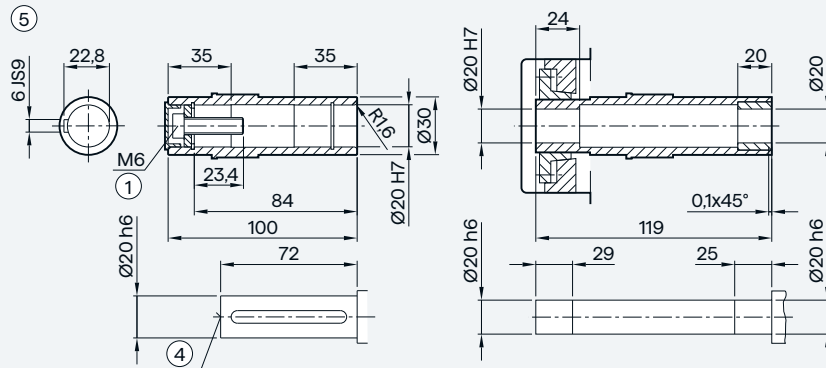
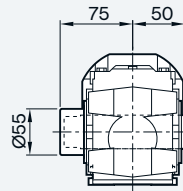
BZ19



BAZ19



BAZS19



Motor	LE63	LE63Z	LE71/ FZ71	LE71Z/ FZ71Z	LE71Y	LE80	LE80Z
q	133.0	133.0	141.0	141.0	141.0	149.5	149.5
AC	117.8	117.8	138.8	138.8	138.8	156.3	156.3
AD ¹⁾	124.0	124.0	134.0	134.0	134.0	149.2	149.2
k	343.5	369.5	375.5	394.5	434.5	439.5	474.5
k' ²⁾	—	—	—	—	—	—	—
kB	388.0	414.0	430.5	449.5	489.5	499.5	534.5
LB	160.5	186.5	184.5	203.5	243.5	240.0	275.0
LB' ²⁾	—	—	—	—	—	—	—
LBL	205.0	231.0	239.5	258.5	298.5	300.0	335.0

① ISO 4014

④ DIN 332

③ Feather key/keyway DIN 6885-1

Ⓜ Use bores only for foot-mounted design

¹⁾ AD depends on the motor options, for other dimensions, see page 9/46.

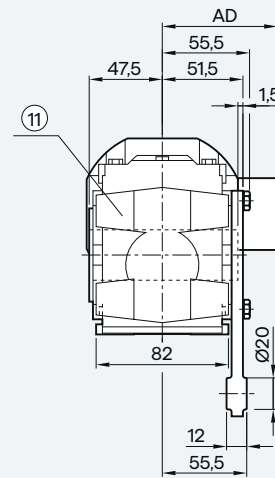
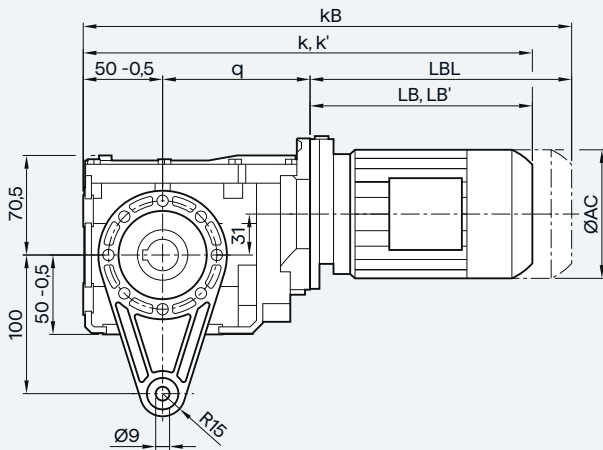
²⁾ k' and LB' dimensions apply to IE3 motors without mounted components in sizes 100 to 160. For detailed information, see page 9/2.

Bevel geared motors

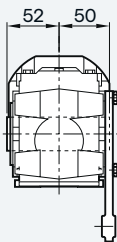
2-stage

Gearbox BAD.19 in a shaft-mounted design

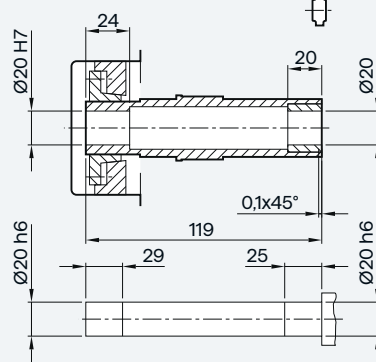
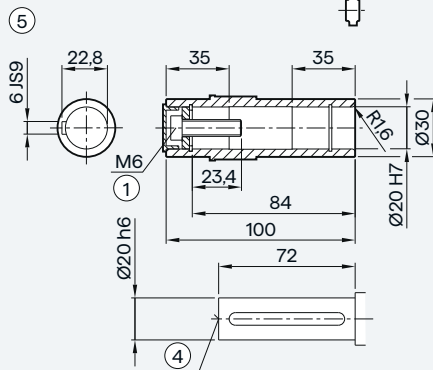
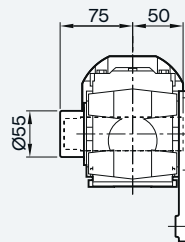
BAD19



BAD19



BADS19



Motor	LE63	LE63Z	LE71/ FZ71	LE71Z/ FZ71Z	LE71Y	LE80	LE80Z
q	133.0	133.0	141.0	141.0	141.0	149.5	149.5
AC	117.8	117.8	138.8	138.8	138.8	156.3	156.3
AD ¹⁾	124.0	124.0	134.0	134.0	134.0	149.2	149.2
k	343.5	369.5	375.5	394.5	434.5	439.5	474.5
k' ²⁾	—	—	—	—	—	—	—
kB	388.0	414.0	430.5	449.5	489.5	499.5	534.5
LB	160.5	186.5	184.5	203.5	243.5	240.0	275.0
LB' ²⁾	—	—	—	—	—	—	—
LBL	205.0	231.0	239.5	258.5	298.5	300.0	335.0

① ISO 4014

② DIN 332

③ Feather key/keyway DIN 6885-1

Ⓜ Use bores only for foot-mounted design

¹⁾ AD depends on the motor options, for other dimensions, see page 9/46.

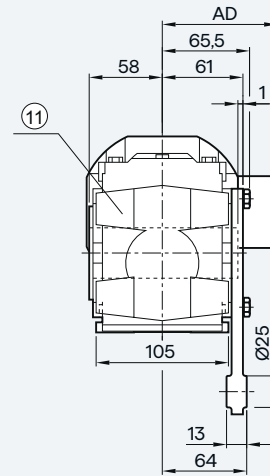
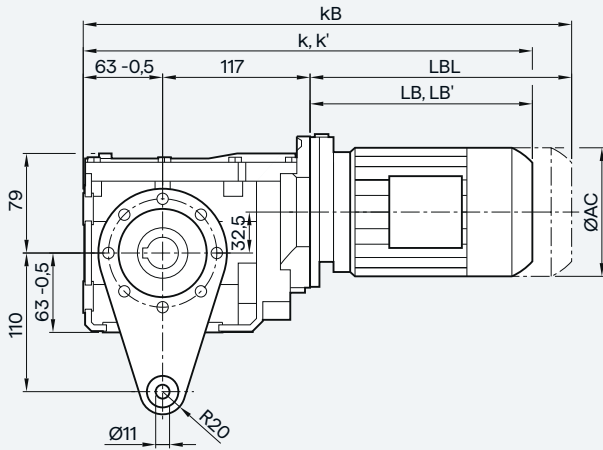
²⁾ k' and LB' dimensions apply to IE3 motors without mounted components in sizes 100 to 160. For detailed information, see page 9/2.

Bevel geared motors

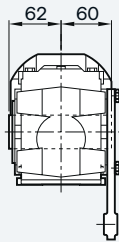
2-stage

Gearbox BAD.29 in a shaft-mounted design

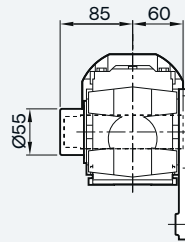
BAD29



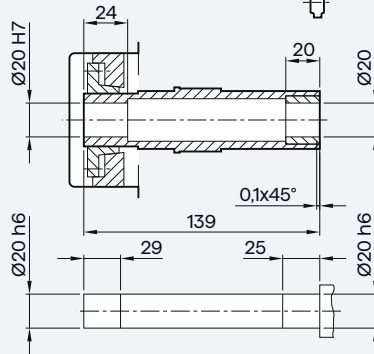
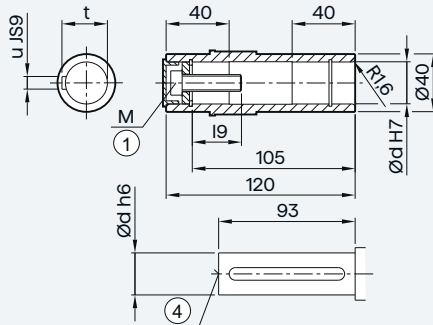
BAD29



BADS29



⑤



Shaft	d		i9		M		t		u		
	20	25	23.4	27.6	M6	M10	22.8	28.3	6	8	
Motor	LE63	LE63Z	LE71/ FZ71	LE71Z/ FZ71Z	LE71Y	LE80	LE80Z	LE90/ FZ90	LE90Z/ FZ90Z	LE100	LE100Z
AC	117.8	117.8	138.8	138.8	138.8	156.3	156.3	173.8	173.8	198.0	198.0
AD ¹⁾	124.0	124.0	134.0	134.0	134.0	149.2	149.2	154.2	154.2	170.5	170.5
k	374.0	400.0	406.0	425.0	465.0	470.0	505.0	531.5	571.5	588.0	623.0
k' ²⁾	—	—	—	—	—	—	—	—	—	581.5	616.5
kB	418.5	444.5	461.0	480.0	520.0	530.0	565.0	601.5	641.5	666.5	701.5
LB	194.0	220.0	226.0	245.0	285.0	290.0	325.0	351.5	391.5	408.0	443.0
LB' ²⁾	—	—	—	—	—	—	—	—	—	401.5	436.5
LBL	238.5	264.5	281.0	300.0	340.0	350.0	385.0	421.5	461.5	486.5	521.5

① ISO 4014

④ DIN 332

③ Feather key/keyway DIN 6885-1

Ⓜ Use bores only for foot-mounted design

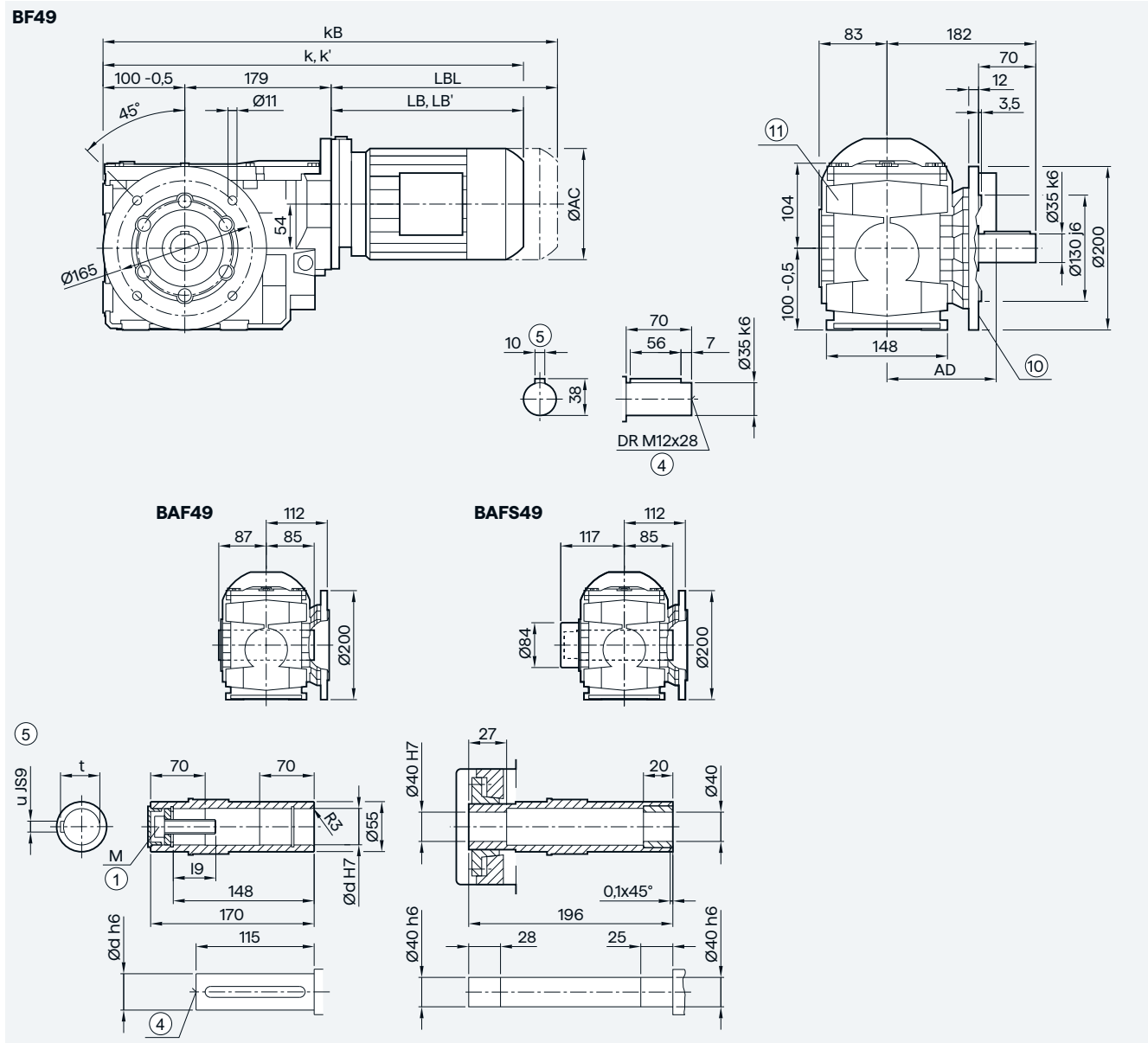
¹⁾ AD depends on the motor options, for other dimensions, see page 9/46.

²⁾ k' and LB' dimensions apply to IE3 motors without mounted components in sizes 100 to 160. For detailed information, see page 9/2.

Bevel geared motors

2-stage

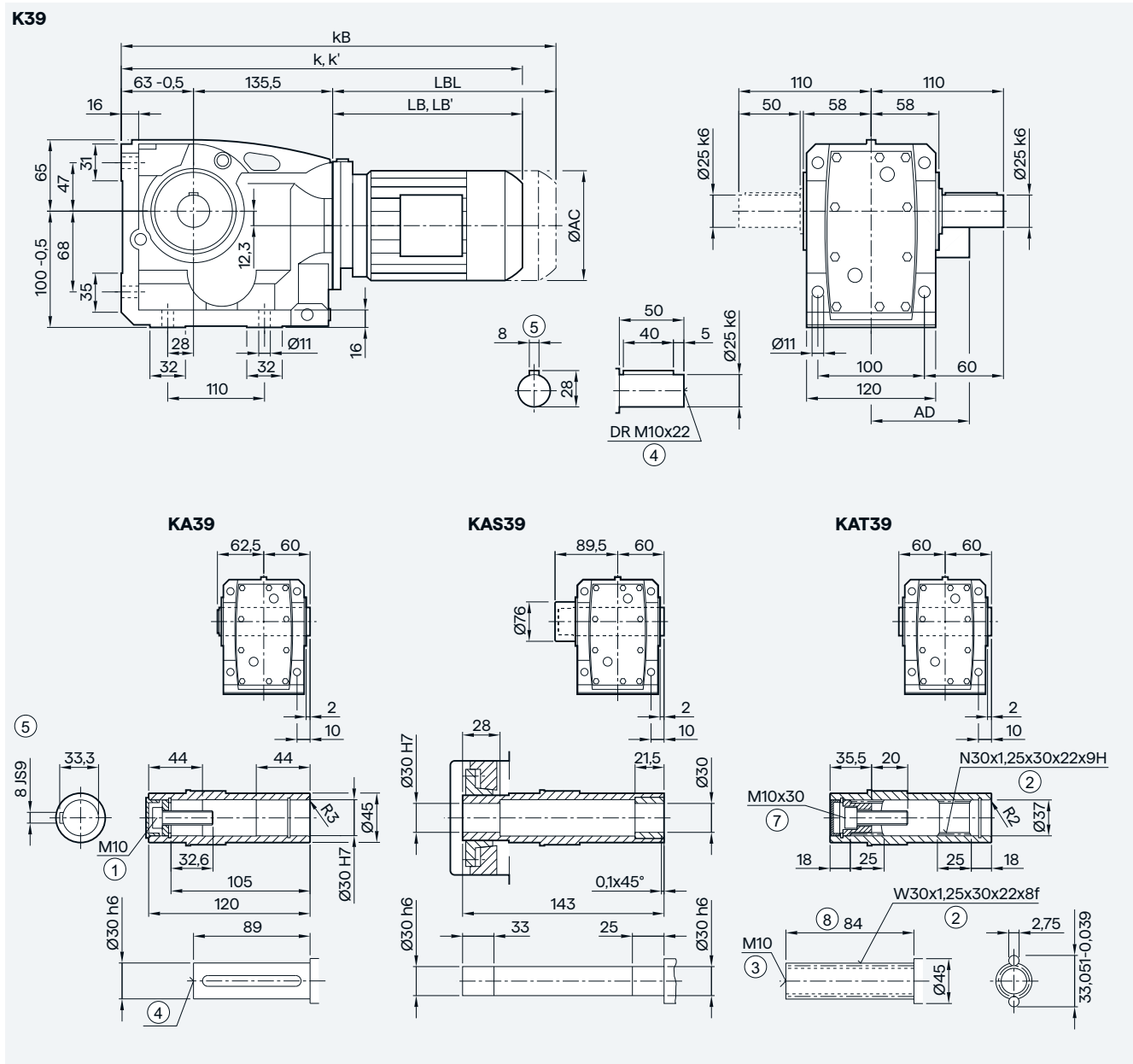
Gearbox B.F.49 in a flange-mounted design



Shaft	d		I9					M		t		u			
	35	40	57	67.75	M12	M16	38.3	43.3	10	12					
Motor	LE63	LE63Z	LE71/ FZ71	LE71Z/ FZ71Z	LE71Y	LE80	LE80Z	LE90/ FZ90	LE90Z/ FZ90Z	LE100	LE100Z	LE112	LE112Z	LE132	LE132Z
AC	117.8	117.8	138.8	138.8	138.8	156.3	156.3	173.8	173.8	198.0	198.0	222.0	222.0	264.0	264.0
AD ¹⁾	124.0	124.0	134.0	134.0	134.0	149.2	149.2	154.2	154.2	170.5	170.5	181.5	181.5	207.0	207.0
k	463.5	489.5	495.5	514.5	554.5	559.5	594.5	621.0	661.0	677.5	712.5	687.5	722.0	740.5	790.5
k' ²⁾	—	—	—	—	—	—	—	—	—	671.0	706.0	676.5	711.0	731.0	781.0
kB	508.0	534.0	550.5	569.5	609.5	619.5	654.5	691.0	731.0	756.0	791.0	760.5	795.0	845.0	895.0
LB	184.5	210.5	216.5	235.5	275.5	280.5	315.5	342.0	382.0	398.5	433.5	408.5	443.0	461.5	511.5
LB' ²⁾	—	—	—	—	—	—	—	—	—	392.0	427.0	397.5	432.0	452.0	502.0
LBL	229.0	255.0	271.5	290.5	330.5	340.5	375.5	412.0	452.0	477.0	512.0	481.5	516.0	566.0	616.0

① ISO 4014 ④ DIN 332 ⑤ Feather key/keyway DIN 6885-1 ⑥ For inner contour, see page 5/143
 ⑧ Use bores only for foot-mounted design
 1) AD depends on the motor options, for other dimensions, see page 9/46.
 2) k' and LB' dimensions apply to IE3 motors without mounted components in sizes 100 to 160. For detailed information, see page 9/2.

Gearbox K..39 in a foot-mounted design



5

Motor	LE63	LE63Z	LE71/ FZ71	LE71Z/ FZ71Z	LE71Y	LE80	LE80Z	LE90/ FZ90	LE90Z/ FZ90Z	LE100	LE100Z	LE112	LE112Z
AC	117.8	117.8	138.8	138.8	138.8	156.3	156.3	173.8	173.8	198.0	198.0	222.0	222.0
AD ¹⁾	124.0	124.0	134.0	134.0	134.0	149.2	149.2	154.2	154.2	170.5	170.5	181.5	181.5
k	392.0	418.0	424.0	443.0	483.0	488.0	523.0	549.5	589.5	606.0	641.0	616.0	641.0
k' ²⁾	—	—	—	—	—	—	—	—	—	599.5	634.5	605.0	630.0
kB	436.5	462.5	479.0	498.0	538.0	548.0	583.0	619.5	659.5	684.5	719.5	689.0	714.0
LB	194.0	220.0	226.0	245.0	285.0	290.0	325.0	351.5	391.5	408.0	443.0	418.0	443.0
LB' ²⁾	—	—	—	—	—	—	—	—	—	401.5	436.5	407.0	432.0
LBL	238.5	264.5	281.0	300.0	340.0	350.0	385.0	421.5	461.5	486.5	521.5	491.0	516.0

① ISO 4014 ② DIN 5480 ③ DIN 332-D ④ DIN 332 ⑤ Feather key/keyway DIN 6885-1 ⑥ ISO 4762 ⑦ Without locating shoulder +1 mm

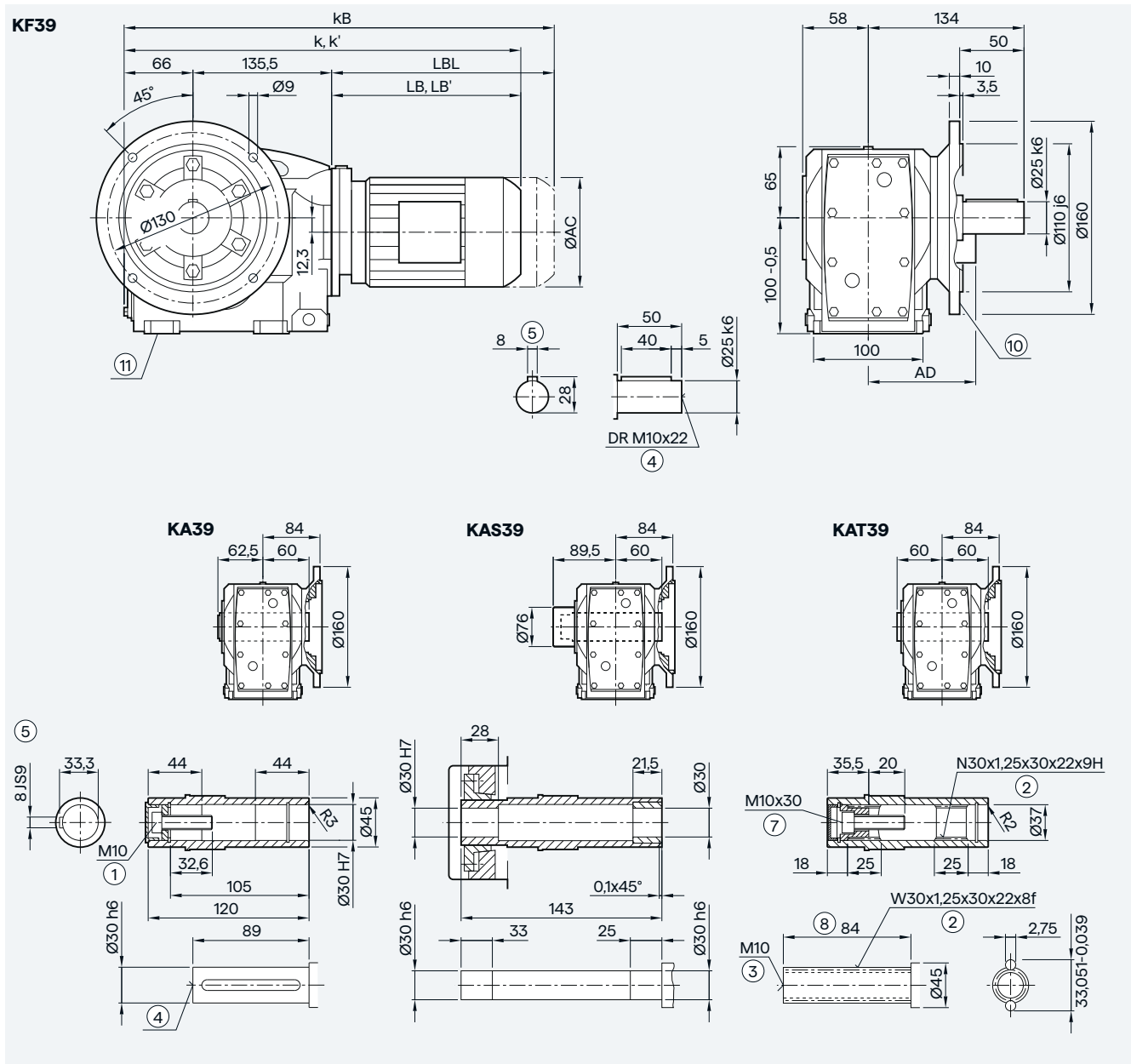
¹⁾ AD depends on the motor options, for other dimensions, see page 9/46.

²⁾ k' and LB' dimensions apply to IE3 motors without mounted components in sizes 100 to 160. For detailed information, see page 9/2.

Bevel geared motors

3-stage

Gearbox K.F.39 in a flange-mounted design



Motor	LE63	LE63Z	LE71/ FZ71	LE71Z/ FZ71Z	LE71Y	LE80	LE80Z	LE90/ FZ90	LE90Z/ FZ90Z	LE100	LE100Z	LE112	LE112Z
AC	117.8	117.8	138.8	138.8	138.8	156.3	156.3	173.8	173.8	198.0	198.0	222.0	222.0
AD ¹⁾	124.0	124.0	134.0	134.0	134.0	149.2	149.2	154.2	154.2	170.5	170.5	181.5	181.5
k	395.0	421.0	427.0	446.0	486.0	491.0	526.0	552.5	592.5	609.0	644.0	619.0	644.0
k' ²⁾	—	—	—	—	—	—	—	—	—	602.5	637.5	608.0	633.0
kB	439.5	465.5	482.0	501.0	541.0	551.0	586.0	622.5	662.5	687.5	722.5	692.0	717.0
LB	194.0	220.0	226.0	245.0	285.0	290.0	325.0	351.5	391.5	408.0	443.0	418.0	443.0
LB' ²⁾	—	—	—	—	—	—	—	—	—	401.5	436.5	407.0	432.0
LBL	238.5	264.5	281.0	300.0	340.0	350.0	385.0	421.5	461.5	486.5	521.5	491.0	516.0

① ISO 4014 ② DIN 5480 ③ DIN 332-D ④ DIN 332 ⑤ Feather key/keyway DIN 6885-1 ⑥ ISO 4762 ⑦ Without locating shoulder +1 mm

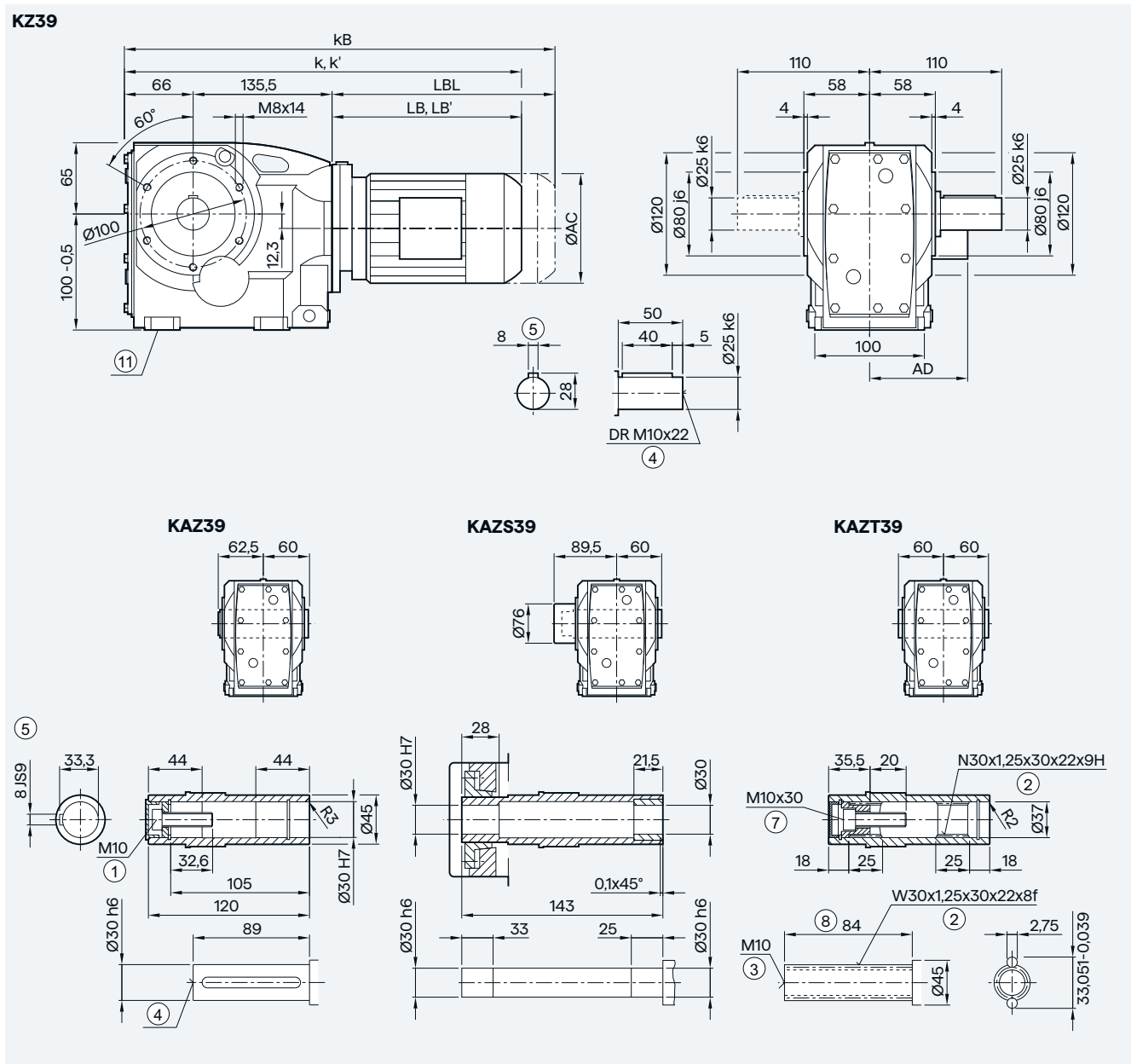
⑧ For inner contour, see page 5/143

⑨ Use bores only for foot-mounted design

¹⁾ AD depends on the motor options, for other dimensions, see page 9/46.

²⁾ k' and LB' dimensions apply to IE3 motors without mounted components in sizes 100 to 160. For detailed information, see page 9/2.

Gearbox K.Z.39 in a housing flange design



5

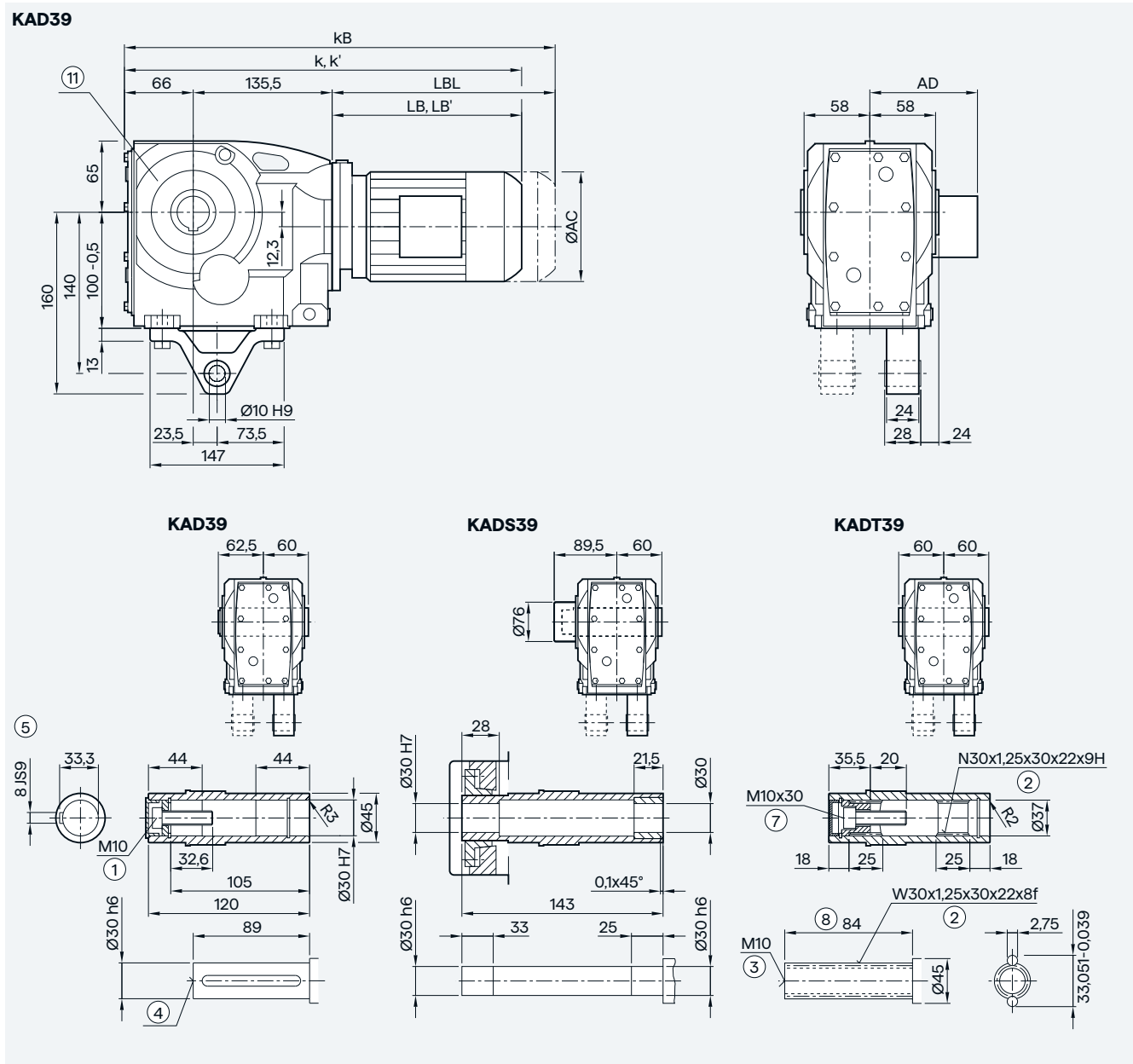
Motor	LE63	LE63Z	LE71/ FZ71	LE71Z/ FZ71Z	LE71Y	LE80	LE80Z	LE90/ FZ90	LE90Z/ FZ90Z	LE100	LE100Z	LE112	LE112Z
AC	117.8	117.8	138.8	138.8	138.8	156.3	156.3	173.8	173.8	198.0	198.0	222.0	222.0
AD ¹⁾	124.0	124.0	134.0	134.0	134.0	149.2	149.2	154.2	154.2	170.5	170.5	181.5	181.5
k	395.0	421.0	427.0	446.0	486.0	491.0	526.0	552.5	592.5	609.0	644.0	619.0	644.0
k' ²⁾	—	—	—	—	—	—	—	—	—	602.5	637.5	608.0	633.0
kB	439.5	465.5	482.0	501.0	541.0	551.0	586.0	622.5	662.5	687.5	722.5	692.0	717.0
LB	194.0	220.0	226.0	245.0	285.0	290.0	325.0	351.5	391.5	408.0	443.0	418.0	443.0
LB' ²⁾	—	—	—	—	—	—	—	—	—	401.5	436.5	407.0	432.0
LBL	238.5	264.5	281.0	300.0	340.0	350.0	385.0	421.5	461.5	486.5	521.5	491.0	516.0

① ISO 4014 ② DIN 5480 ③ DIN 332-D ④ DIN 332 ⑤ Feather key/keyway DIN 6885-1 ⑥ ISO 4762 ⑦ Without locating shoulder +1 mm
 ⑧ Use bores only for foot-mounted design
 1) AD depends on the motor options, for other dimensions, see page 9/46.
 2) k' and LB' dimensions apply to IE3 motors without mounted components in sizes 100 to 160. For detailed information, see page 9/2.

Bevel geared motors

3-stage

Gearbox KAD.39 in a shaft-mounted design



Motor	LE63	LE63Z	LE71/ FZ71	LE71Z/ FZ71Z	LE71Y	LE80	LE80Z	LE90/ FZ90	LE90Z/ FZ90Z	LE100	LE100Z	LE112	LE112Z
AC	117.8	117.8	138.8	138.8	138.8	156.3	156.3	173.8	173.8	198.0	198.0	222.0	222.0
AD ¹⁾	124.0	124.0	134.0	134.0	134.0	149.2	149.2	154.2	154.2	170.5	170.5	181.5	181.5
k	395.0	421.0	427.0	446.0	486.0	491.0	526.0	552.5	592.5	609.0	644.0	619.0	644.0
k' ²⁾	—	—	—	—	—	—	—	—	—	602.5	637.5	608.0	633.0
kB	439.5	465.5	482.0	501.0	541.0	551.0	586.0	622.5	662.5	687.5	722.5	692.0	717.0
LB	194.0	220.0	226.0	245.0	285.0	290.0	325.0	351.5	391.5	408.0	443.0	418.0	443.0
LB' ²⁾	—	—	—	—	—	—	—	—	—	401.5	436.5	407.0	432.0
LBL	238.5	264.5	281.0	300.0	340.0	350.0	385.0	421.5	461.5	486.5	521.5	491.0	516.0

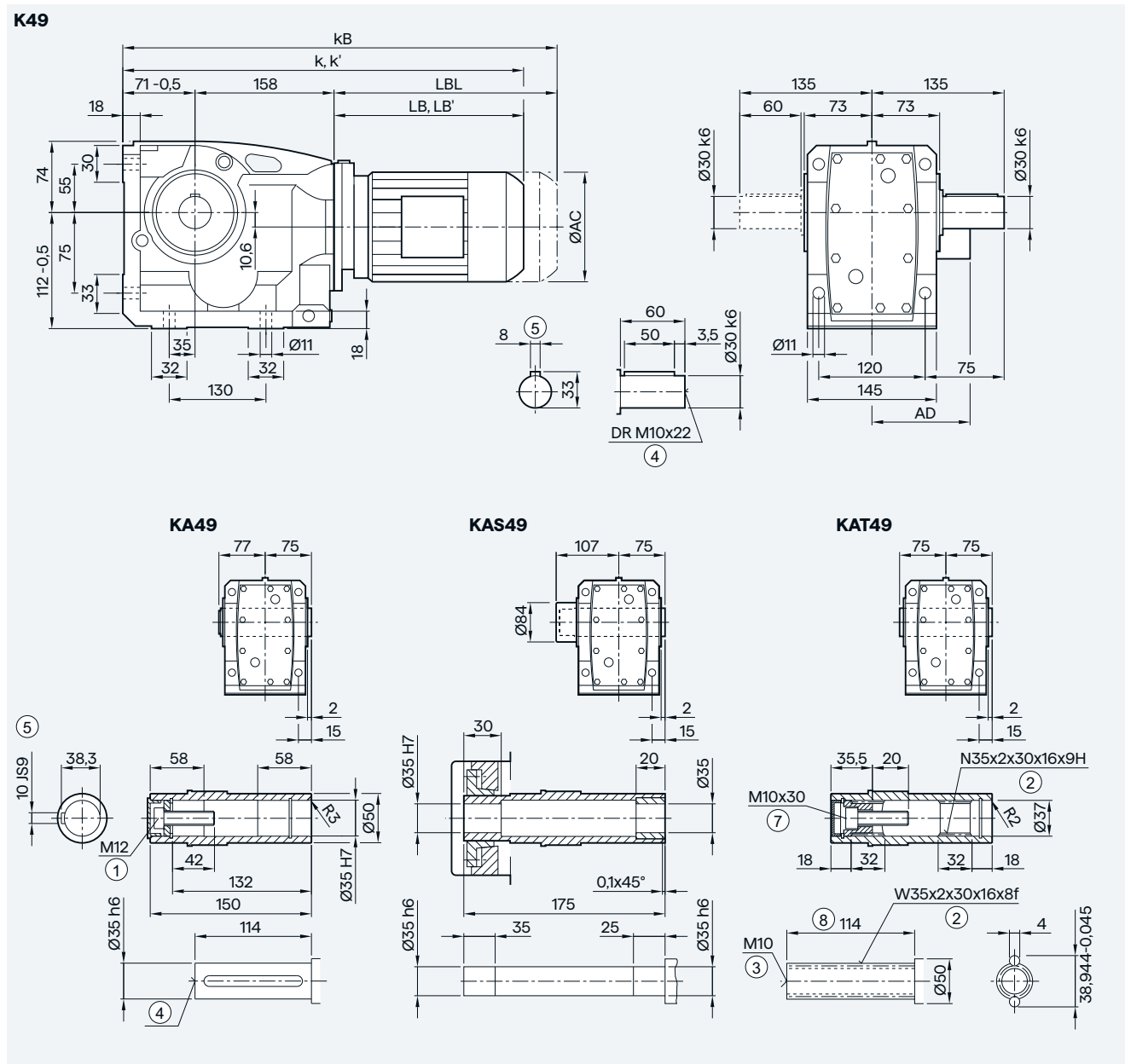
① ISO 4014 ② DIN 5480 ③ DIN 332-D ④ DIN 332 ⑤ Feather key/keyway DIN 6885-1 ⑥ ISO 4762 ⑦ Without locating shoulder +1 mm

⑧ Use bores only for housing flange design

¹⁾ AD depends on the motor options, for other dimensions, see page 9/46.

²⁾ k' and LB' dimensions apply to IE3 motors without mounted components in sizes 100 to 160. For detailed information, see page 9/2.

Gearbox K..49 in a foot-mounted design



5

Motor	LE63	LE63Z	LE71/ FZ71	LE71Z/ FZ71Z	LE71Y	LE80	LE80Z	LE90/ FZ90	LE90Z/ FZ90Z	LE100	LE100Z	LE112	LE112Z	LE132	LE132Z
AC	117.8	117.8	138.8	138.8	138.8	156.3	156.3	173.8	173.8	198.0	198.0	222.0	222.0	264.0	264.0
AD ¹⁾	124.0	124.0	134.0	134.0	134.0	149.2	149.2	154.2	154.2	170.5	170.5	181.5	181.5	207.0	207.0
k	413.5	439.5	445.5	464.5	504.5	509.5	544.5	571.0	611.0	627.5	662.5	637.5	672.0	690.5	740.5
k' ²⁾	—	—	—	—	—	—	—	—	—	621.0	656.0	626.5	661.0	681.0	731.0
kB	458.0	484.0	500.5	519.5	559.5	569.5	604.5	641.0	681.0	706.0	741.0	710.5	745.0	795.0	845.0
LB	184.5	210.5	216.5	235.5	275.5	280.5	315.5	342.0	382.0	398.5	433.5	408.5	443.0	461.5	511.5
LB' ²⁾	—	—	—	—	—	—	—	—	—	392.0	427.0	397.5	432.0	452.0	502.0
LBL	229.0	255.0	271.5	290.5	330.5	340.5	375.5	412.0	452.0	477.0	512.0	481.5	516.0	566.0	616.0

① ISO 4014 ② DIN 5480 ③ DIN 332-D ④ DIN 332 ⑤ Feather key/keyway DIN 6885-1 ⑥ ISO 4762 ⑦ Without locating shoulder +1mm

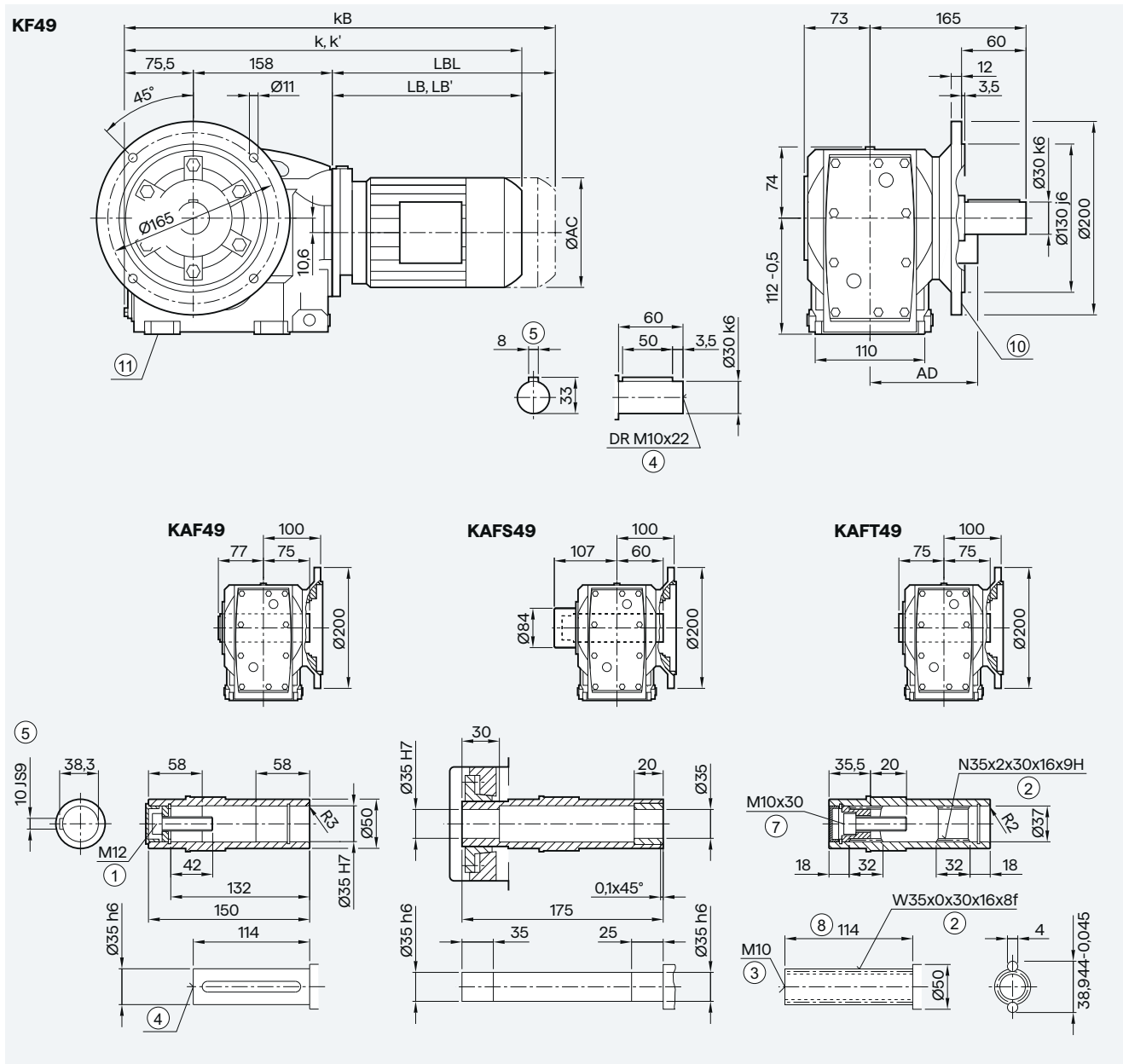
¹⁾ AD depends on the motor options, for other dimensions, see page 9/46.

²⁾ k' and LB' dimensions apply to IE3 motors without mounted components in sizes 100 to 160. For detailed information, see page 9/2.

Bevel geared motors

3-stage

Gearbox K.F.49 in a flange-mounted design



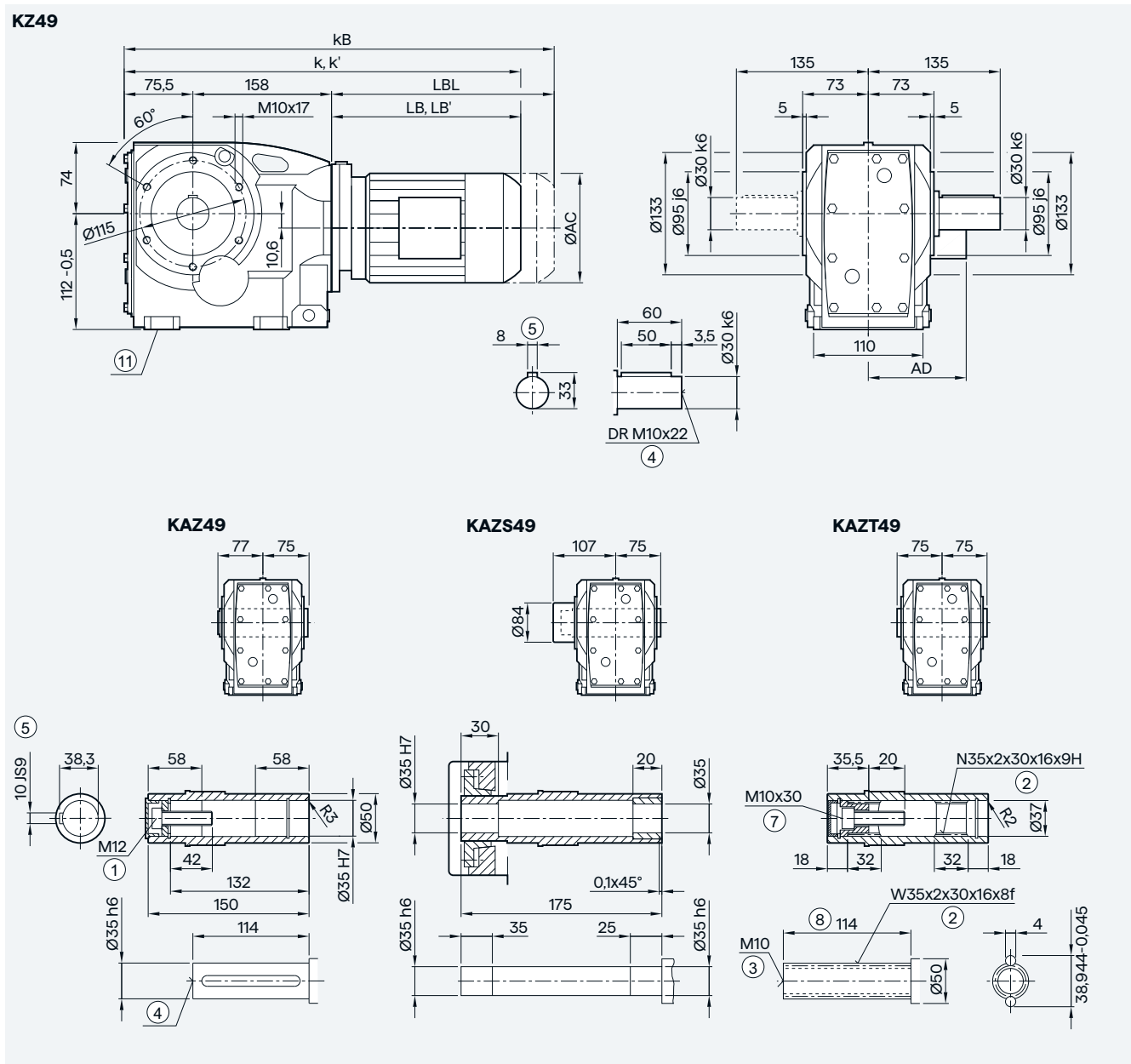
Motor	LE63	LE63Z	LE71/ FZ71	LE71Z/ FZ71Z	LE71Y	LE80	LE80Z	LE90/ FZ90	LE90Z/ FZ90Z	LE100	LE100Z	LE112	LE112Z	LE132	LE132Z
AC	117.8	117.8	138.8	138.8	138.8	156.3	156.3	173.8	173.8	198.0	198.0	222.0	222.0	264.0	264.0
AD ¹⁾	124.0	124.0	134.0	134.0	134.0	149.2	149.2	154.2	154.2	170.5	170.5	181.5	181.5	207.0	207.0
k	418.0	444.0	450.0	469.0	509.0	514.0	549.0	575.5	615.5	632.0	667.0	642.0	676.5	695.0	745.0
k' ²⁾	—	—	—	—	—	—	—	—	—	625.5	660.5	631.0	665.5	685.5	735.5
kB	462.5	488.5	505.0	524.0	564.0	574.0	609.0	645.5	685.5	710.5	745.5	715.0	749.5	799.5	849.5
LB	184.5	210.5	216.5	235.5	275.5	280.5	315.5	342.0	382.0	398.5	433.5	408.5	443.0	461.5	511.5
LB' ²⁾	—	—	—	—	—	—	—	—	—	392.0	427.0	397.5	432.0	452.0	502.0
LBL	229.0	255.0	271.5	290.5	330.5	340.5	375.5	412.0	452.0	477.0	512.0	481.5	516.0	566.0	616.0

① ISO 4014 ② DIN 5480 ③ DIN 332-D ④ DIN 332 ⑤ Feather key/keyway DIN 6885-1 ⑥ ISO 4762 ⑦ Without locating shoulder +1 mm
 ⑧ For inner contour, see page 5/143 ⑨ Use bores only for foot-mounted design

¹⁾ AD depends on the motor options, for other dimensions, see page 9/46.

²⁾ k' and LB' dimensions apply to IE3 motors without mounted components in sizes 100 to 160. For detailed information, see page 9/2.

Gearbox K.Z.49 in a housing flange design



5

Motor	LE63	LE63Z	LE71/ FZ71	LE71Z/ FZ71Z	LE71Y	LE80	LE80Z	LE90/ FZ90	LE90Z/ FZ90Z	LE100	LE100Z	LE112	LE112Z	LE132	LE132Z
AC	117.8	117.8	138.8	138.8	138.8	156.3	156.3	173.8	173.8	198.0	198.0	222.0	222.0	264.0	264.0
AD ¹⁾	124.0	124.0	134.0	134.0	134.0	149.2	149.2	154.2	154.2	170.5	170.5	181.5	181.5	207.0	207.0
k	418.0	444.0	450.0	469.0	509.0	514.0	549.0	575.5	615.5	632.0	667.0	642.0	676.5	695.0	745.0
k' ²⁾	—	—	—	—	—	—	—	—	—	625.5	660.5	631.0	665.5	685.5	735.5
kB	462.5	488.5	505.0	524.0	564.0	574.0	609.0	645.5	685.5	710.5	745.5	715.0	749.5	799.5	849.5
LB	184.5	210.5	216.5	235.5	275.5	280.5	315.5	342.0	382.0	398.5	433.5	408.5	443.0	461.5	511.5
LB' ²⁾	—	—	—	—	—	—	—	—	—	392.0	427.0	397.5	432.0	452.0	502.0
LBL	229.0	255.0	271.5	290.5	330.5	340.5	375.5	412.0	452.0	477.0	512.0	481.5	516.0	566.0	616.0

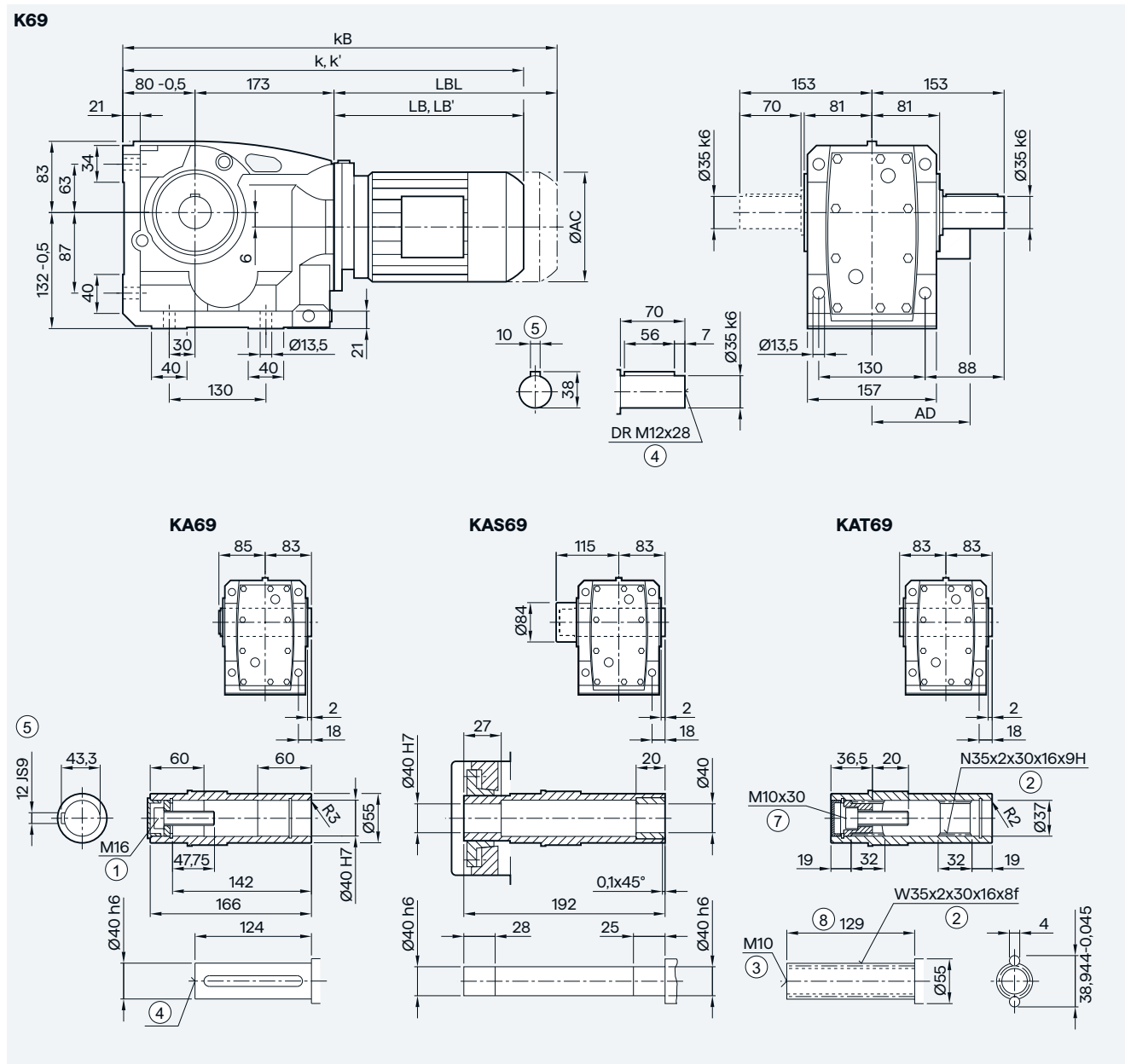
① ISO 4014 ② DIN 5480 ③ DIN 332-D ④ DIN 332 ⑤ Feather key/keyway DIN 6885-1 ⑥ ISO 4762 ⑦ Without locating shoulder +1 mm

⑧ Use bores only for foot-mounted design

¹⁾ AD depends on the motor options, for other dimensions, see page 9/46.

²⁾ k' and LB' dimensions apply to IE3 motors without mounted components in sizes 100 to 160. For detailed information, see page 9/2.

Gearbox K..69 in a foot-mounted design



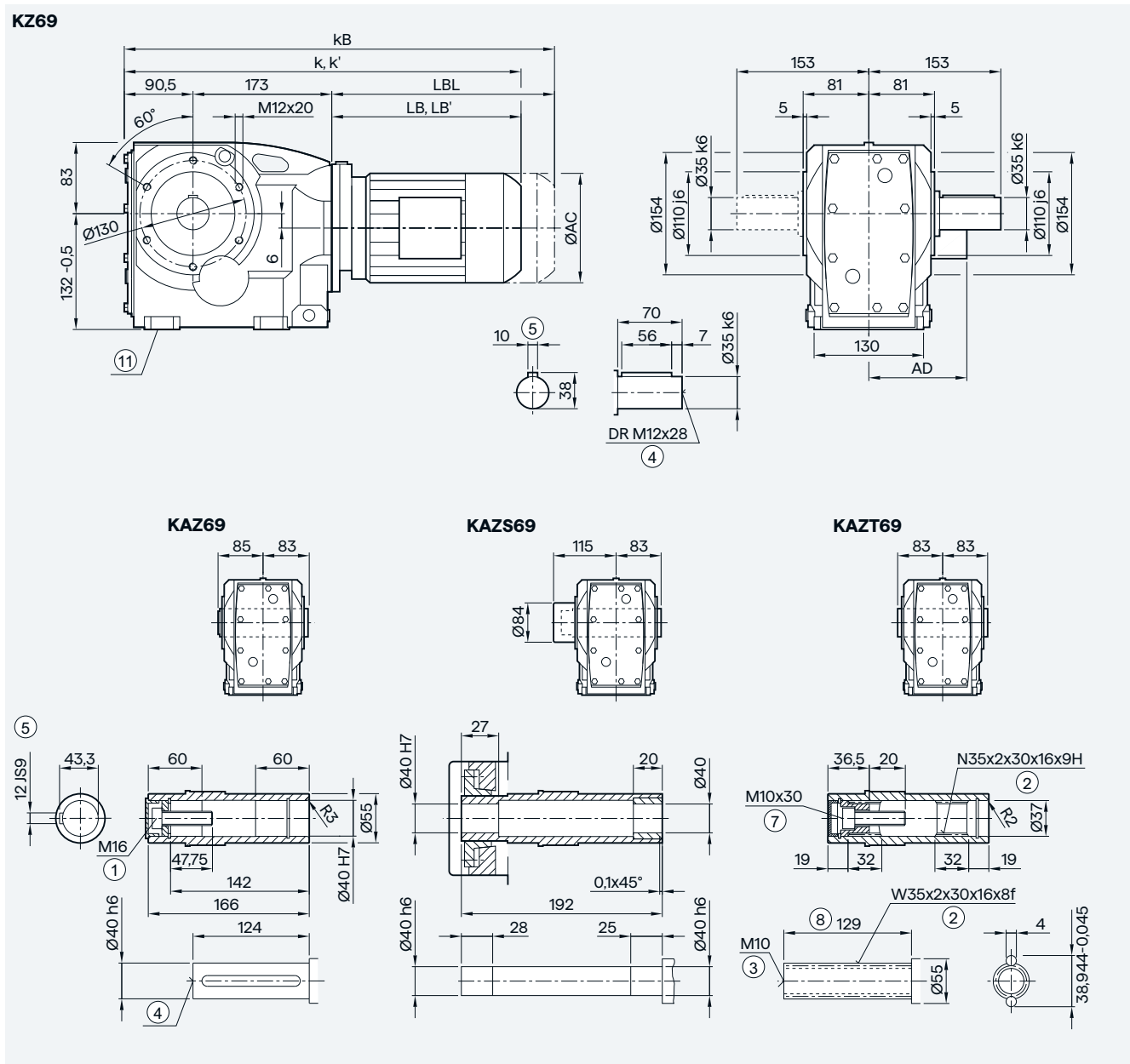
Motor	LE63	LE63Z	LE71/ FZ71	LE71Z/ FZ71Z	LE71Y	LE80	LE80Z	LE90/ FZ90	LE90Z/ FZ90Z	LE100	LE100Z	LE112	LE112Z	LE132	LE132Z
AC	117.8	117.8	138.8	138.8	138.8	156.3	156.3	173.8	173.8	198.0	198.0	222.0	222.0	264.0	264.0
AD ¹⁾	124.0	124.0	134.0	134.0	134.0	149.2	149.2	154.2	154.2	170.5	170.5	181.5	181.5	207.0	207.0
k	437.5	463.5	469.5	488.5	528.5	533.5	568.5	595.0	635.0	651.5	686.5	661.5	696.0	714.5	764.5
k' ²⁾	—	—	—	—	—	—	—	—	—	645.0	680.0	650.5	685.0	705.0	755.0
kB	482.0	508.0	524.5	543.5	583.5	593.5	628.5	665.0	705.0	730.0	765.0	734.5	769.0	819.0	869.0
LB	184.5	210.5	216.5	235.5	275.5	280.5	315.5	342.0	382.0	398.5	433.5	408.5	443.0	461.5	511.5
LB' ²⁾	—	—	—	—	—	—	—	—	—	392.0	427.0	397.5	432.0	452.0	502.0
LBL	229.0	255.0	271.5	290.5	330.5	340.5	375.5	412.0	452.0	477.0	512.0	481.5	516.0	566.0	616.0

① ISO 4014 ② DIN 5480 ③ DIN 332-D ④ DIN 332 ⑤ Feather key/keyway DIN 6885-1 ⑥ ISO 4762 ⑦ Without locating shoulder +1mm

¹⁾ AD depends on the motor options, for other dimensions, see page 9/46.

²⁾ k' and LB' dimensions apply to IE3 motors without mounted components in sizes 100 to 160. For detailed information, see page 9/2.

Gearbox K.Z.69 in a housing flange design



5

Motor	LE63	LE63Z	LE71/ FZ71	LE71Z/ FZ71Z	LE71Y	LE80	LE80Z	LE90/ FZ90	LE90Z/ FZ90Z	LE100	LE100Z	LE112	LE112Z	LE132	LE132Z
AC	117.8	117.8	138.8	138.8	138.8	156.3	156.3	173.8	173.8	198.0	198.0	222.0	222.0	264.0	264.0
AD ¹⁾	124.0	124.0	134.0	134.0	134.0	149.2	149.2	154.2	154.2	170.5	170.5	181.5	181.5	207.0	207.0
k	448.0	474.0	480.0	499.0	539.0	544.0	579.0	605.5	645.5	662.0	697.0	672.0	706.5	725.0	775.0
k' ²⁾	—	—	—	—	—	—	—	—	—	655.5	690.5	661.0	695.5	715.5	765.5
kB	492.5	518.5	535.0	554.0	594.0	604.0	639.0	675.5	715.5	740.5	775.5	745.0	779.5	829.5	879.5
LB	184.5	210.5	216.5	235.5	275.5	280.5	315.5	342.0	382.0	398.5	433.5	408.5	443.0	461.5	511.5
LB' ²⁾	—	—	—	—	—	—	—	—	—	392.0	427.0	397.5	432.0	452.0	502.0
LBL	229.0	255.0	271.5	290.5	330.5	340.5	375.5	412.0	452.0	477.0	512.0	481.5	516.0	566.0	616.0

① ISO 4014 ② DIN 5480 ③ DIN 332-D ④ DIN 332 ⑤ Feather key/keyway DIN 6885-1 ⑥ ISO 4762 ⑦ Without locating shoulder +1 mm

⑧ Use bores only for foot-mounted design

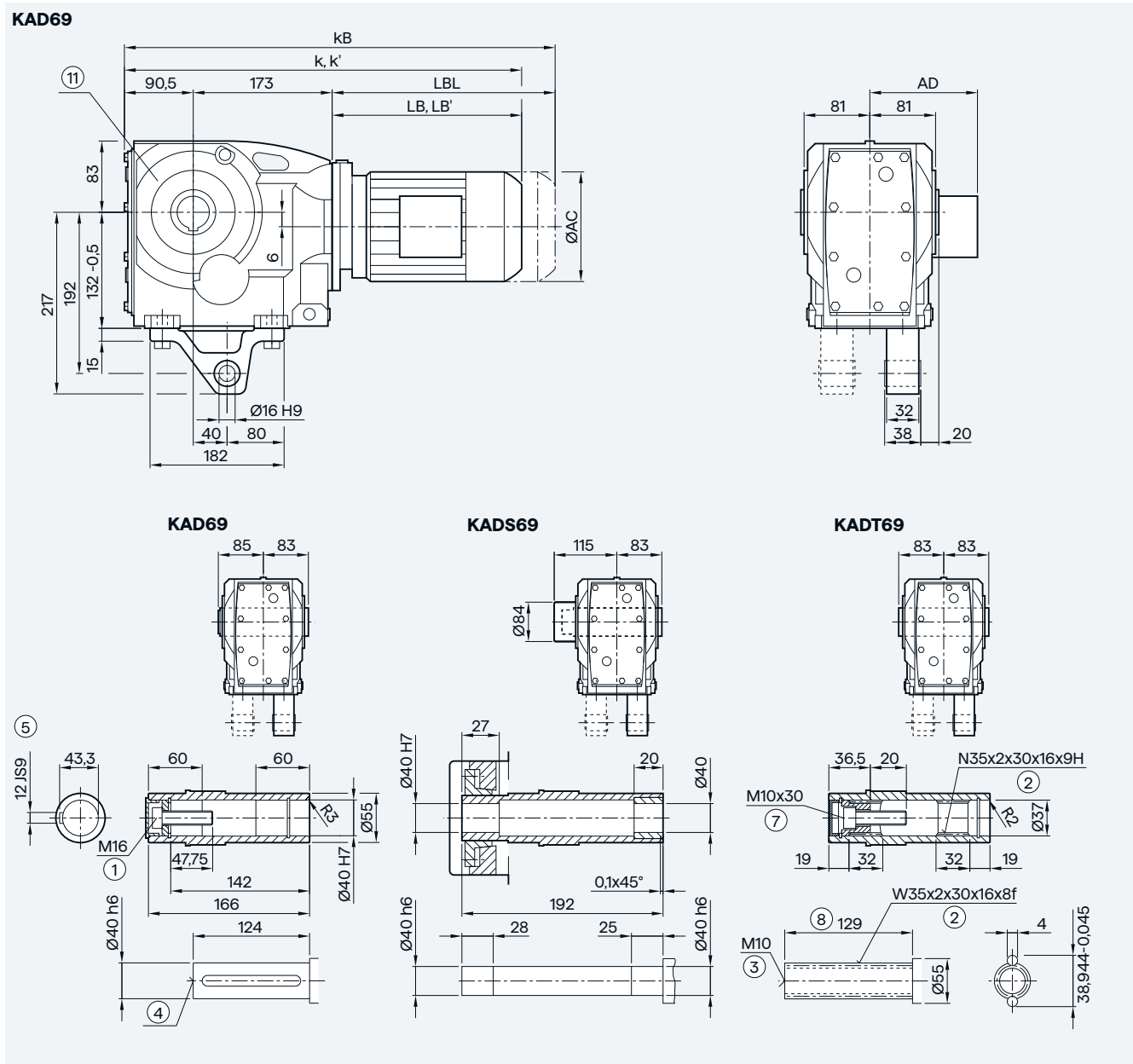
¹⁾ AD depends on the motor options, for other dimensions, see page 9/46.

²⁾ k' and LB' dimensions apply to IE3 motors without mounted components in sizes 100 to 160. For detailed information, see page 9/2.

Bevel geared motors

3-stage

Gearbox KAD.69 in a shaft-mounted design



Motor	LE63	LE63Z	LE71/ FZ71	LE71Z/ FZ71Z	LE71Y	LE80	LE80Z	LE90/ FZ90	LE90Z/ FZ90Z	LE100	LE100Z	LE112	LE112Z	LE132	LE132Z
AC	117.8	117.8	138.8	138.8	138.8	156.3	156.3	173.8	173.8	198.0	198.0	222.0	222.0	264.0	264.0
AD ¹⁾	124.0	124.0	134.0	134.0	134.0	149.2	149.2	154.2	154.2	170.5	170.5	181.5	181.5	207.0	207.0
k	448.0	474.0	480.0	499.0	539.0	544.0	579.0	605.5	645.5	662.0	697.0	672.0	706.5	725.0	775.0
k' ²⁾	—	—	—	—	—	—	—	—	—	655.5	690.5	661.0	695.5	715.5	765.5
kB	492.5	518.5	535.0	554.0	594.0	604.0	639.0	675.5	715.5	740.5	775.5	745.0	779.5	829.5	879.5
LB	184.5	210.5	216.5	235.5	275.5	280.5	315.5	342.0	382.0	398.5	433.5	408.5	443.0	461.5	511.5
LB' ²⁾	—	—	—	—	—	—	—	—	—	392.0	427.0	397.5	432.0	452.0	502.0
LBL	229.0	255.0	271.5	290.5	330.5	340.5	375.5	412.0	452.0	477.0	512.0	481.5	516.0	566.0	616.0

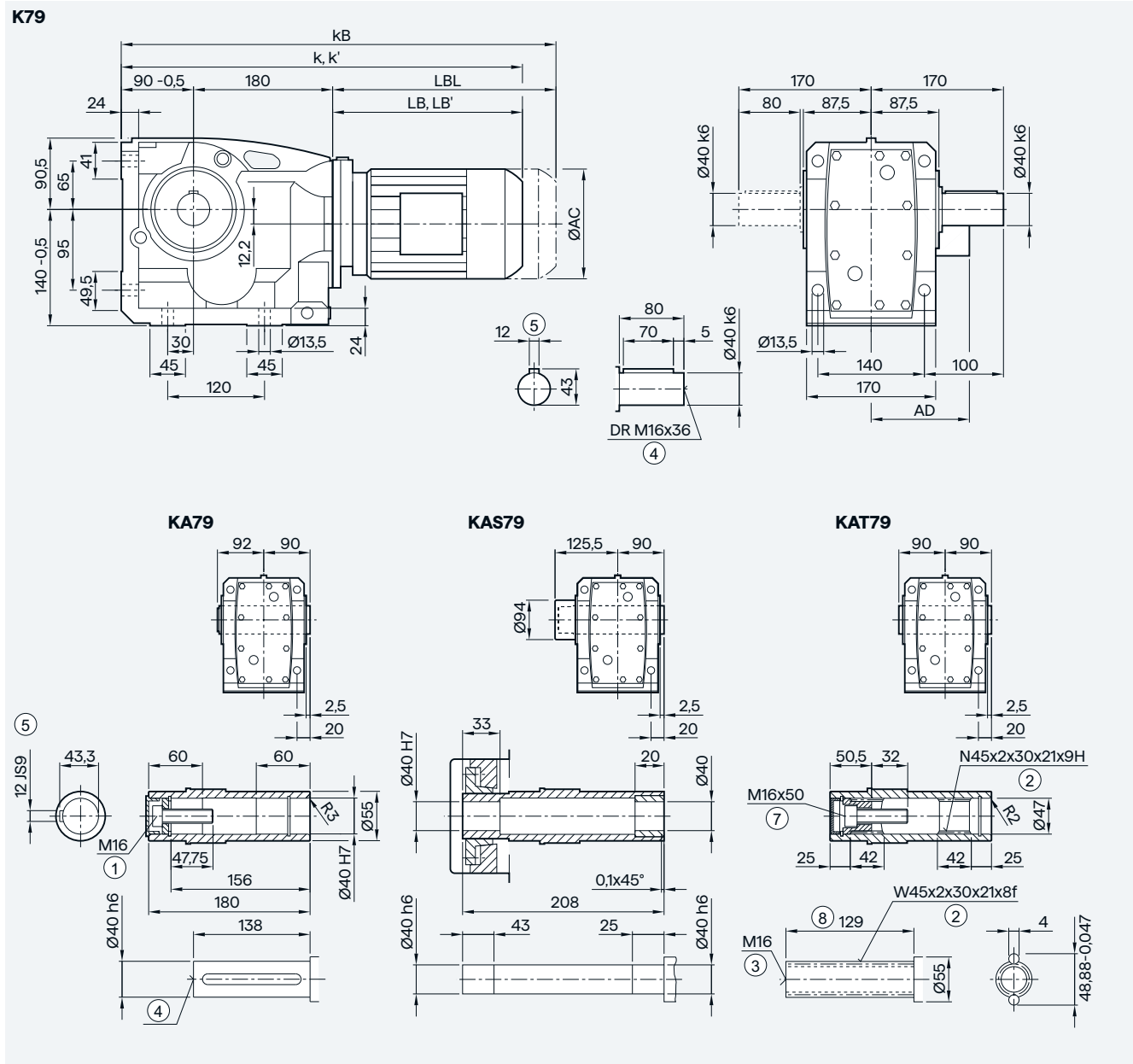
① ISO 4014 ② DIN 5480 ③ DIN 332-D ④ DIN 332 ⑤ Feather key/keyway DIN 6885-1 ⑥ ISO 4762 ⑦ Without locating shoulder +1 mm

⑧ Use bores only for housing flange design

¹⁾ AD depends on the motor options, for other dimensions, see page 9/46.

²⁾ k' and LB' dimensions apply to IE3 motors without mounted components in sizes 100 to 160. For detailed information, see page 9/2.

Gearbox K..79 in a foot-mounted design



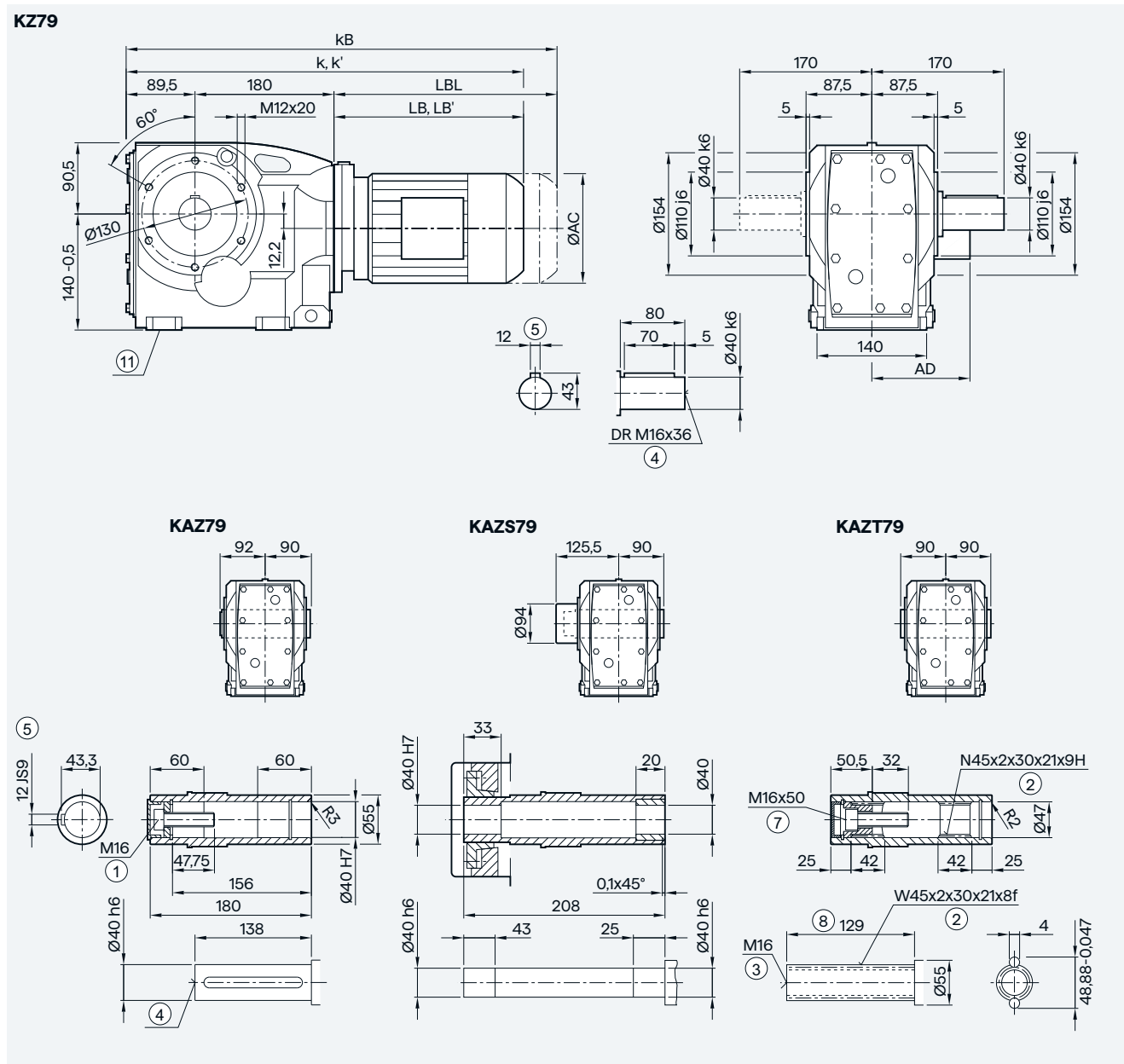
Motor	LE63	LE63Z	LE71/ FZ71	LE71Z/ FZ71Z	LE71Y	LE80	LE80Z	LE90/ FZ90	LE90Z/ FZ90Z	LE100	LE100Z	LE112	LE112Z	LE132	LE132Z
AC	117.8	117.8	138.8	138.8	138.8	156.3	156.3	173.8	173.8	198.0	198.0	222.0	222.0	264.0	264.0
AD ¹⁾	124.0	124.0	134.0	134.0	134.0	149.2	149.2	154.2	154.2	170.5	170.5	181.5	181.5	207.0	207.0
k	454.5	480.5	486.5	505.5	545.5	550.5	585.5	612.0	652.0	668.5	703.5	678.5	713.0	731.5	781.5
k' ²⁾	—	—	—	—	—	—	—	—	—	662.0	697.0	667.5	702.0	722.0	772.0
kB	499.0	525.0	541.5	560.5	600.5	610.5	645.5	682.0	722.0	747.0	782.0	751.5	786.0	836.0	886.0
LB	184.5	210.5	216.5	235.5	275.5	280.5	315.5	342.0	382.0	398.5	433.5	408.5	443.0	461.5	511.5
LB' ²⁾	—	—	—	—	—	—	—	—	—	392.0	427.0	397.5	432.0	452.0	502.0
LBL	229.0	255.0	271.5	290.5	330.5	340.5	375.5	412.0	452.0	477.0	512.0	481.5	516.0	566.0	616.0

① ISO 4014 ② DIN 5480 ③ DIN 332-D ④ DIN 332 ⑤ Feather key/keyway DIN 6885-1 ⑥ ISO 4762 ⑦ Without locating shoulder +1mm

¹⁾ AD depends on the motor options, for other dimensions, see page 9/46.

²⁾ k' and LB' dimensions apply to IE3 motors without mounted components in sizes 100 to 160. For detailed information, see page 9/2.

Gearbox K.Z.79 in a housing flange design



5

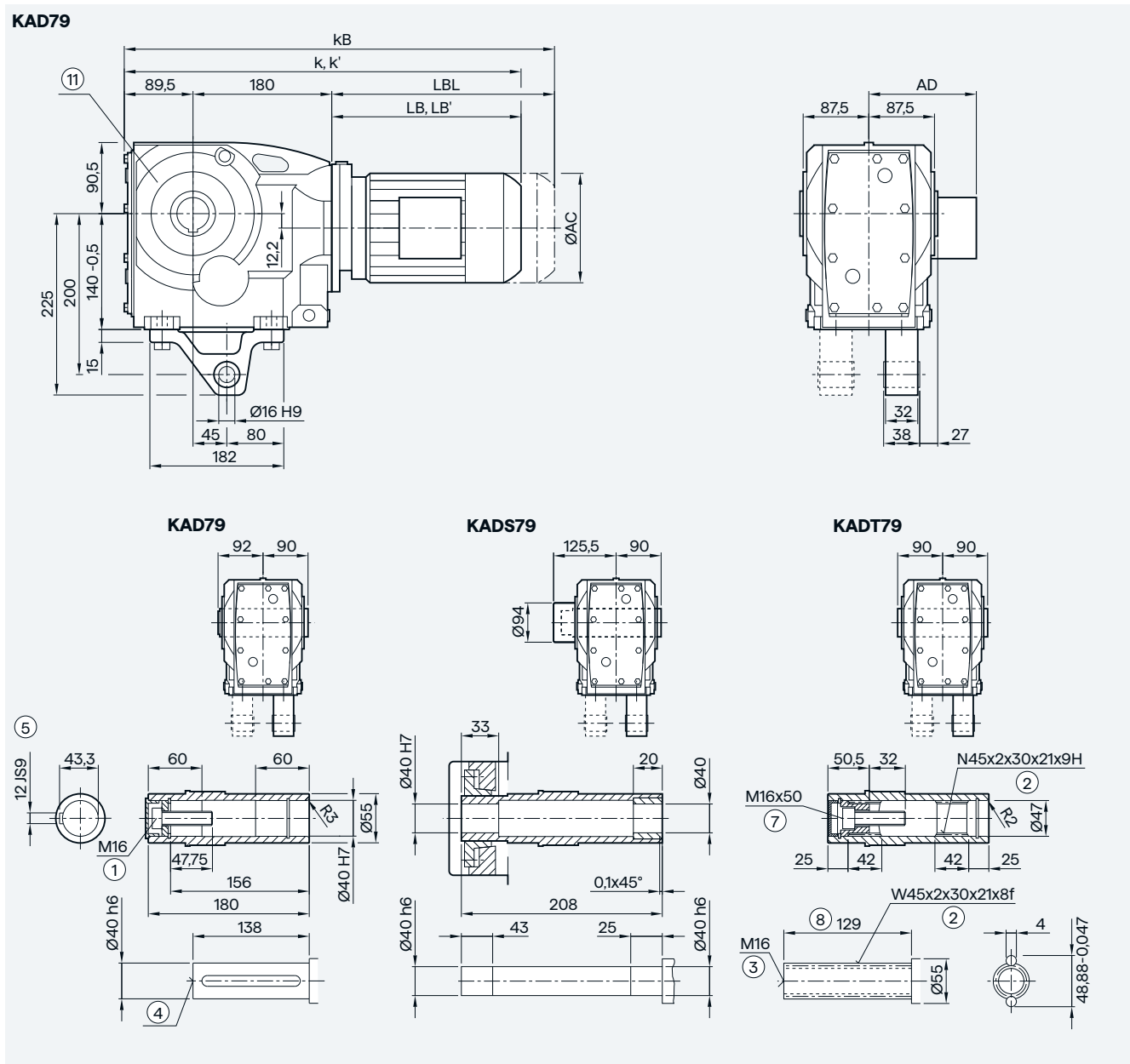
Motor	LE63	LE63Z	LE71/ FZ71	LE71Z/ FZ71Z	LE71Y	LE80	LE80Z	LE90/ FZ90	LE90Z/ FZ90Z	LE100	LE100Z	LE112	LE112Z	LE132	LE132Z
AC	117.8	117.8	138.8	138.8	138.8	156.3	156.3	173.8	173.8	198.0	198.0	222.0	222.0	264.0	264.0
AD ¹⁾	124.0	124.0	134.0	134.0	134.0	149.2	149.2	154.2	154.2	170.5	170.5	181.5	181.5	207.0	207.0
k	454.0	480.0	486.0	505.0	545.0	550.0	585.0	611.5	651.5	668.0	703.0	678.5	712.5	731.0	781.0
k' ²⁾	—	—	—	—	—	—	—	—	—	661.5	696.5	667.5	701.5	721.5	771.5
kB	498.5	524.5	541.0	560.0	600.0	610.0	645.0	681.5	721.5	746.5	781.5	751.0	785.5	835.5	885.5
LB	184.5	210.5	216.5	235.5	275.5	280.5	315.5	342.0	382.0	398.5	433.5	408.5	443.0	461.5	511.5
LB' ²⁾	—	—	—	—	—	—	—	—	—	392.0	427.0	397.5	432.0	452.0	502.0
LBL	229.0	255.0	271.5	290.5	330.5	340.5	375.5	412.0	452.0	477.0	512.0	481.5	516.0	566.0	616.0

① ISO 4014 ② DIN 5480 ③ DIN 332-D ④ DIN 332 ⑤ Feather key/keyway DIN 6885-1 ⑥ ISO 4762 ⑦ Without locating shoulder +1 mm
 ⑧ Use bores only for foot-mounted design
 1) AD depends on the motor options, for other dimensions, see page 9/46.
 2) k' and LB' dimensions apply to IE3 motors without mounted components in sizes 100 to 160. For detailed information, see page 9/2.

Bevel geared motors

3-stage

Gearbox KAD.79 in a shaft-mounted design



Motor	LE63	LE63Z	LE71/ FZ71	LE71Z/ FZ71Z	LE71Y	LE80	LE80Z	LE90/ FZ90	LE90Z/ FZ90Z	LE100	LE100Z	LE112	LE112Z	LE132	LE132Z
AC	117.8	117.8	138.8	138.8	138.8	156.3	156.3	173.8	173.8	198.0	198.0	222.0	222.0	264.0	264.0
AD ¹⁾	124.0	124.0	134.0	134.0	134.0	149.2	149.2	154.2	154.2	170.5	170.5	181.5	181.5	207.0	207.0
k	454.0	480.0	486.0	505.0	545.0	550.0	585.0	611.5	651.5	668.0	703.0	678.5	712.5	731.0	781.0
k' ²⁾	—	—	—	—	—	—	—	—	—	661.5	696.5	667.5	701.5	721.5	771.5
kB	498.5	524.5	541.0	560.0	600.0	610.0	645.0	681.5	721.5	746.5	781.5	751.0	785.5	835.5	885.5
LB	184.5	210.5	216.5	235.5	275.5	280.5	315.5	342.0	382.0	398.5	433.5	408.5	443.0	461.5	511.5
LB' ²⁾	—	—	—	—	—	—	—	—	—	392.0	427.0	397.5	432.0	452.0	502.0
LBL	229.0	255.0	271.5	290.5	330.5	340.5	375.5	412.0	452.0	477.0	512.0	481.5	516.0	566.0	616.0

① ISO 4014 ② DIN 5480 ③ DIN 332-D ④ DIN 332 ⑤ Feather key/keyway DIN 6885-1 ⑥ ISO 4762 ⑦ Without locating shoulder +1 mm

⑧ Use bores only for housing flange design

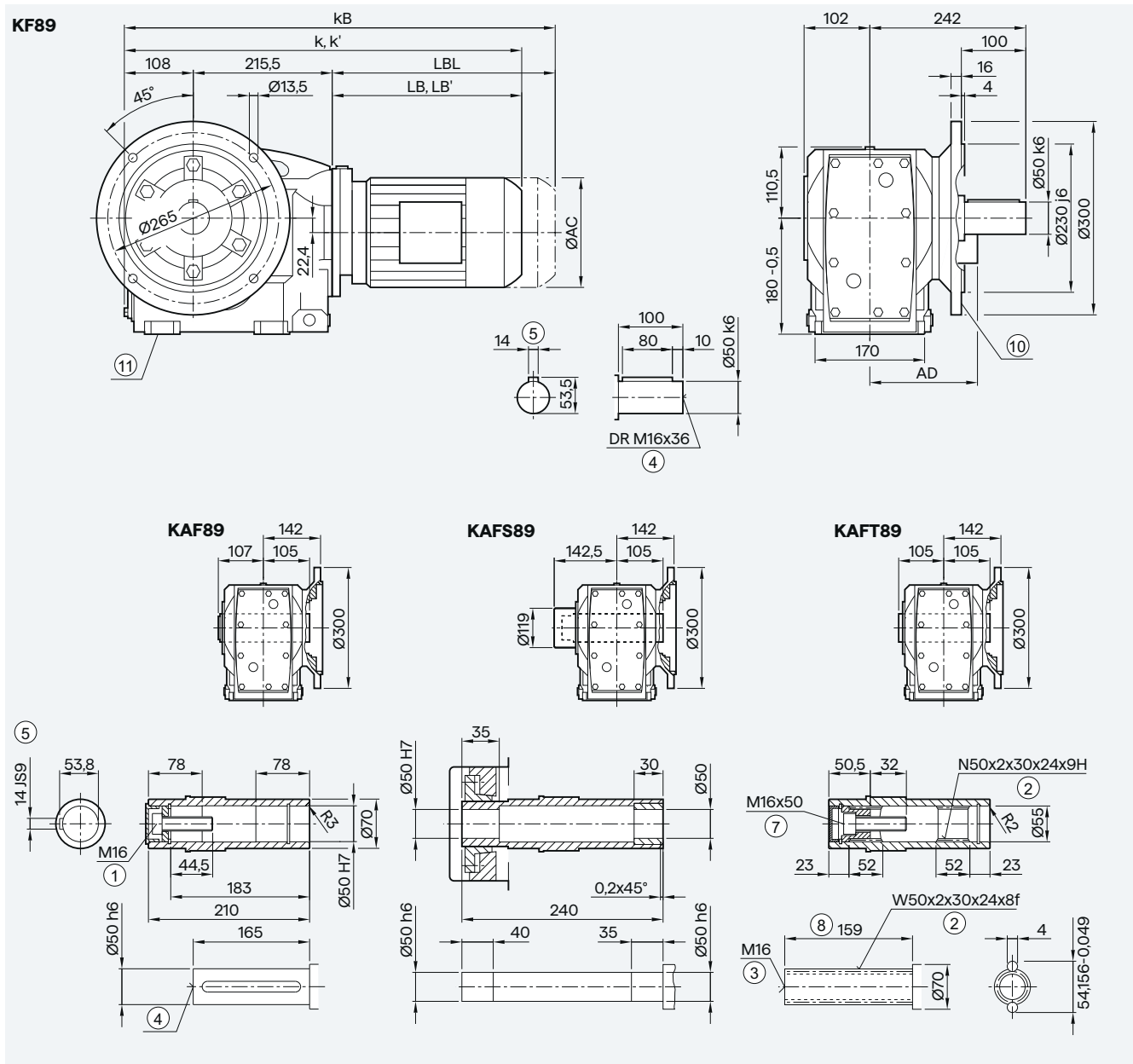
¹⁾ AD depends on the motor options, for other dimensions, see page 9/46.

²⁾ k' and LB' dimensions apply to IE3 motors without mounted components in sizes 100 to 160. For detailed information, see page 9/2.

Bevel geared motors

3-stage

Gearbox K.F.89 in a flange-mounted design



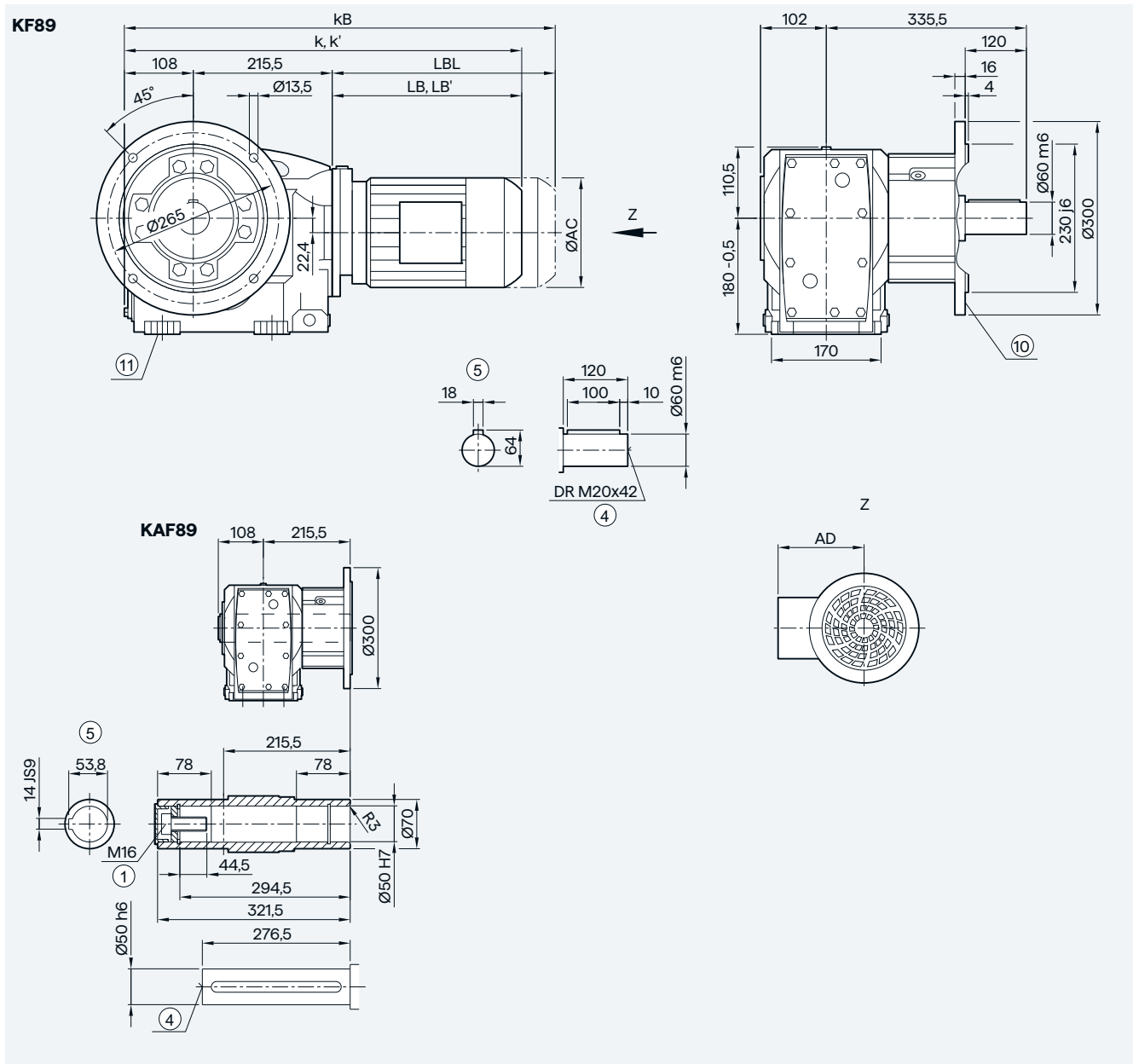
Motor	LE71/ FZ71	LE71Z/ FZ71Z	LE71Y	LE80	LE80Z	LE90/ FZ90	LE90Z/ FZ90Z	LE100	LE100Z	LE112	LE112Z	LE132	LE132Z	LE160	LE160Z
AC	138.8	138.8	138.8	156.3	156.3	173.8	173.8	198.0	198.0	222.0	222.0	264.0	264.0	318.0	318.0
AD ¹⁾	134.0	134.0	134.0	149.2	149.2	154.2	154.2	170.5	170.5	181.5	181.5	207.0	207.0	241.0	241.0
k	538.0	557.0	597.0	598.0	633.0	659.5	699.5	716.0	751.0	726.0	751.0	779.0	829.0	861.0	921.0
k' ²⁾	—	—	—	—	—	—	—	709.5	744.5	715.0	740.0	769.5	819.5	846.0	906.0
kB	593.0	612.0	652.0	658.0	693.0	729.5	769.5	794.5	829.5	799.0	824.0	883.5	933.5	977.0	1037.0
LB	214.5	233.5	273.5	274.5	309.5	336.0	376.0	392.5	427.5	402.5	427.5	455.5	505.5	537.5	597.5
LB' ²⁾	—	—	—	—	—	—	—	386.0	421.0	391.5	416.5	446.0	496.0	522.5	582.5
LBL	269.5	288.5	328.5	334.5	369.5	406.0	446.0	471.0	506.0	475.5	500.5	560.0	610.0	653.5	713.5

① ISO 4014 ② DIN 5480 ③ DIN 332-D ④ DIN 332 ⑤ Feather key/keyway DIN 6885-1 ⑥ ISO 4762 ⑦ Without locating shoulder +1 mm
 ⑧ For inner contour, see page 5/143 ⑨ Use bores only for foot-mounted design

¹⁾ AD depends on the motor options, for other dimensions, see page 9/46.

²⁾ k' and LB' dimensions apply to IE3 motors without mounted components in sizes 100 to 160. For detailed information, see page 9/2.

Gearbox K.F.89 in a flange-mounted design with VLplus reinforced bearing system (G30)



5

Motor	LE71/ FZ71	LE71Z/ FZ71Z	LE71Y	LE80	LE80Z	LE90/ FZ90	LE90Z/ FZ90Z	LE100	LE100Z	LE112	LE112Z	LE132	LE132Z	LE160	LE160Z
AC	138.8	138.8	138.8	156.3	156.3	173.8	173.8	198.0	198.0	222.0	222.0	264.0	264.0	318.0	318.0
AD ¹⁾	134.0	134.0	134.0	149.2	149.2	154.2	154.2	170.5	170.5	181.5	181.5	207.0	207.0	241.0	241.0
k	538.0	557.0	597.0	598.0	633.0	659.5	699.5	716.0	751.0	726.0	751.0	779.0	829.0	861.0	921.0
k' ²⁾	—	—	—	—	—	—	—	709.5	744.5	715.0	740.0	769.5	819.5	846.0	906.0
kB	593.0	612.0	652.0	658.0	693.0	729.5	769.5	794.5	829.5	799.0	824.0	883.5	933.5	977.0	1037.0
LB	214.5	233.5	273.5	274.5	309.5	336.0	376.0	392.5	427.5	402.5	427.5	455.5	505.5	537.5	597.5
LB' ²⁾	—	—	—	—	—	—	—	386.0	421.0	391.5	416.5	446.0	496.0	522.5	582.5
LBL	269.5	288.5	328.5	334.5	369.5	406.0	446.0	471.0	506.0	475.5	500.5	560.0	610.0	653.5	713.5

① ISO 4014 ④ DIN 332 ⑤ Feather key/keyway DIN 6885-1 ⑩ For inner contour, see page 5/143 ⑪ Use bores only for foot-mounted design

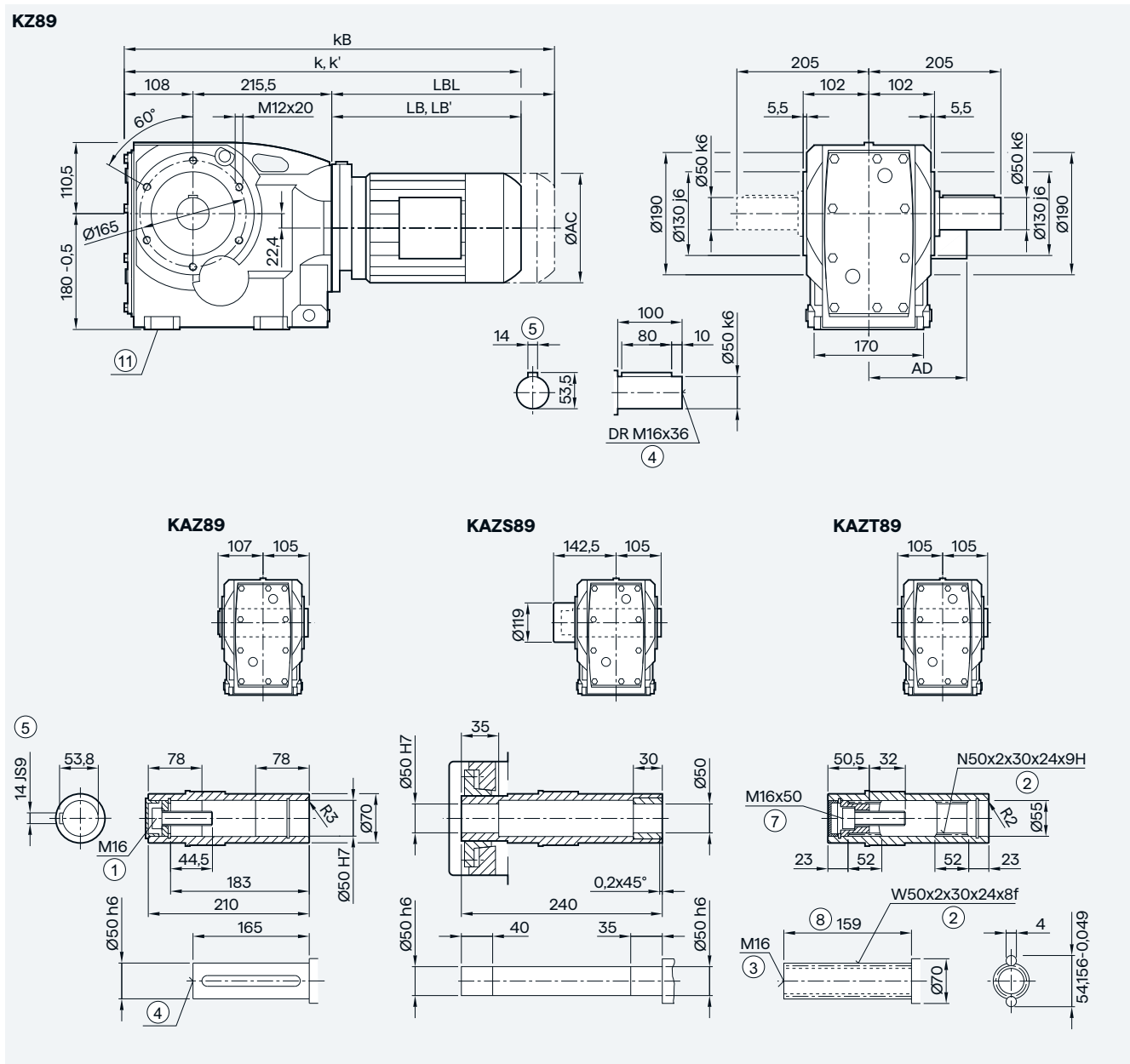
¹⁾ AD depends on the motor options, for other dimensions, see page 9/46.

²⁾ k' and LB' dimensions apply to IE3 motors without mounted components in sizes 100 to 160. For detailed information, see page 9/2.

Bevel geared motors

3-stage

Gearbox K.Z.89 in a housing flange design



Motor	LE71/ FZ71	LE71Z/ FZ71Z	LE71Y	LE80	LE80Z	LE90/ FZ90	LE90Z/ FZ90Z	LE100	LE100Z	LE112	LE112Z	LE132	LE132Z	LE160	LE160Z
AC	138.8	138.8	138.8	156.3	156.3	173.8	173.8	198.0	198.0	222.0	222.0	264.0	264.0	318.0	318.0
AD ¹⁾	134.0	134.0	134.0	149.2	149.2	154.2	154.2	170.5	170.5	181.5	181.5	207.0	207.0	241.0	241.0
k	538.0	557.0	597.0	598.0	633.0	659.5	699.5	716.0	751.0	726.0	751.0	779.0	829.0	861.0	921.0
k' ²⁾	—	—	—	—	—	—	—	709.5	744.5	715.0	740.0	769.5	819.5	846.0	906.0
kB	593.0	612.0	652.0	658.0	693.0	729.5	769.5	794.5	829.5	799.0	824.0	883.5	933.5	977.0	1037.0
LB	214.5	233.5	273.5	274.5	309.5	336.0	376.0	392.5	427.5	402.5	427.5	455.5	505.5	537.5	597.5
LB' ²⁾	—	—	—	—	—	—	—	386.0	421.0	391.5	416.5	446.0	496.0	522.5	582.5
LBL	269.5	288.5	328.5	334.5	369.5	406.0	446.0	471.0	506.0	475.5	500.5	560.0	610.0	653.5	713.5

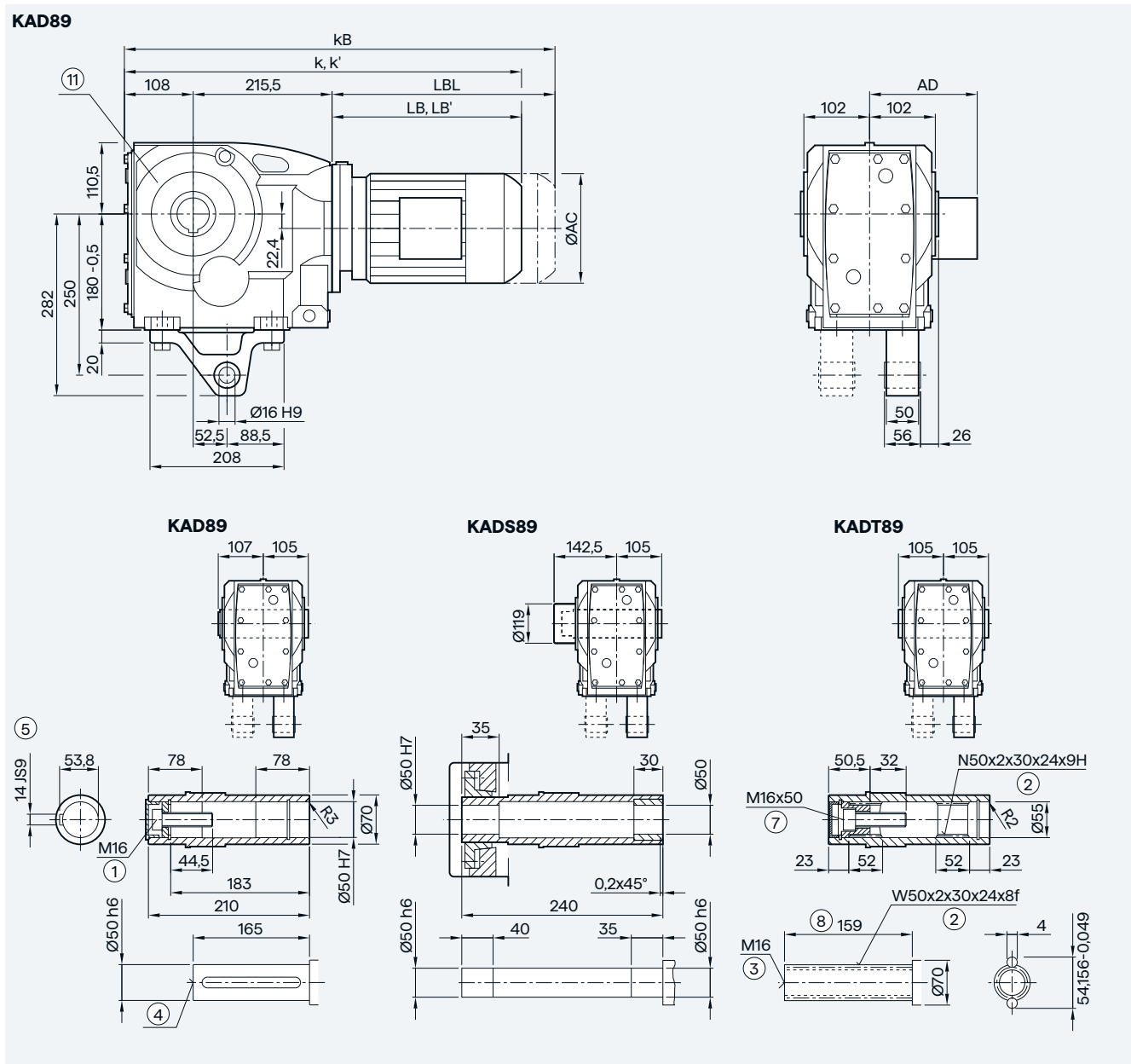
① ISO 4014 ② DIN 5480 ③ DIN 332-D ④ DIN 332 ⑤ Feather key/keyway DIN 6885-1 ⑥ ISO 4762 ⑦ Without locating shoulder +1 mm

⑧ Use bores only for foot-mounted design

¹⁾ AD depends on the motor options, for other dimensions, see page 9/46.

²⁾ k' and LB' dimensions apply to IE3 motors without mounted components in sizes 100 to 160. For detailed information, see page 9/2.

Gearbox KAD.89 in a shaft-mounted design



5

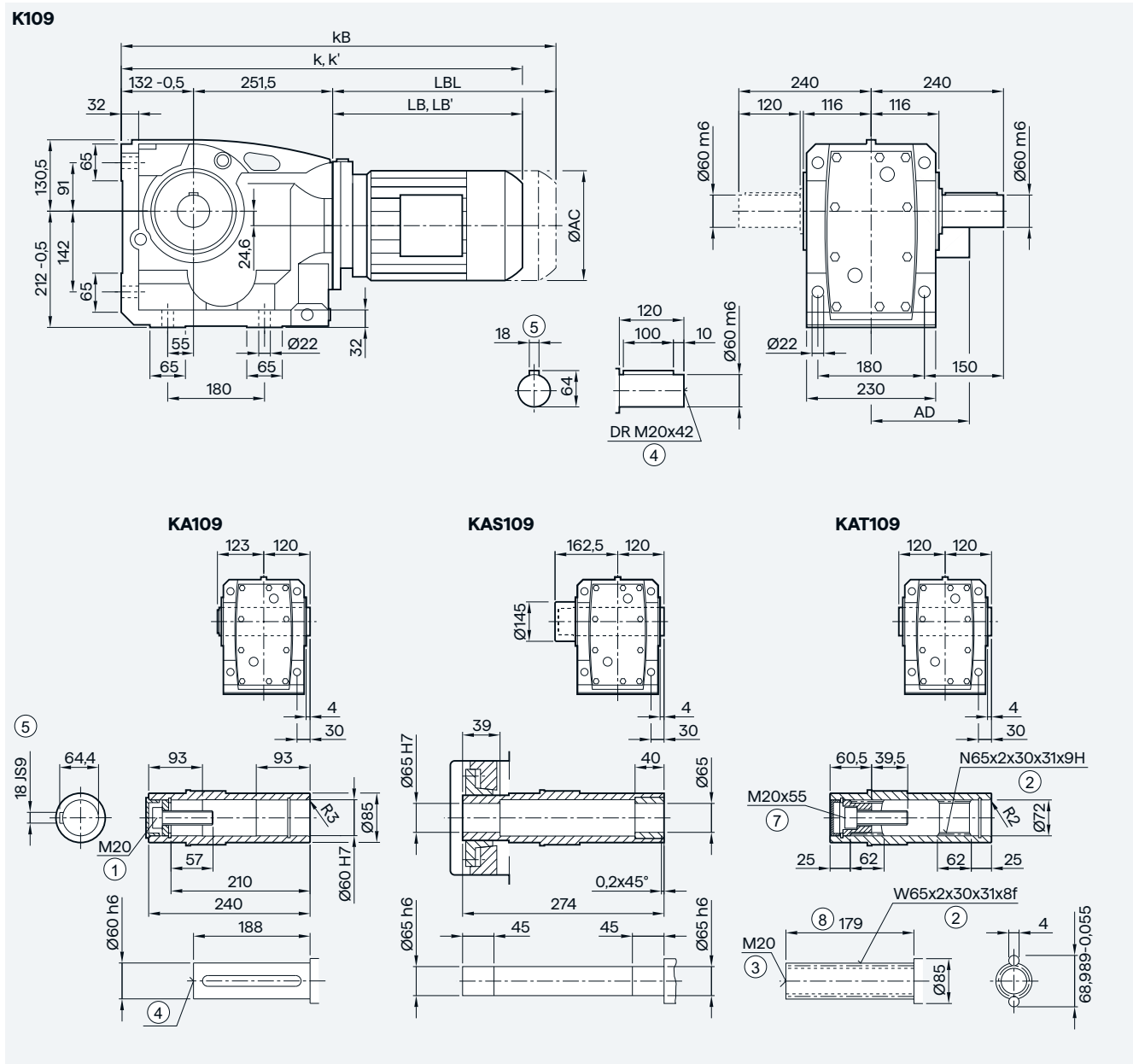
Motor	LE71/ FZ71	LE71Z/ FZ71Z	LE71Y	LE80	LE80Z	LE90/ FZ90	LE90Z/ FZ90Z	LE100	LE100Z	LE112	LE112Z	LE132	LE132Z	LE160	LE160Z
AC	138.8	138.8	138.8	156.3	156.3	173.8	173.8	198.0	198.0	222.0	222.0	264.0	264.0	318.0	318.0
AD ¹⁾	134.0	134.0	134.0	149.2	149.2	154.2	154.2	170.5	170.5	181.5	181.5	207.0	207.0	241.0	241.0
k	538.0	557.0	597.0	598.0	633.0	659.5	699.5	716.0	751.0	726.0	751.0	779.0	829.0	861.0	921.0
k' ²⁾	—	—	—	—	—	—	—	709.5	744.5	715.0	740.0	769.5	819.5	846.0	906.0
kB	593.0	612.0	652.0	658.0	693.0	729.5	769.5	794.5	829.5	799.0	824.0	883.5	933.5	977.0	1037.0
LB	214.5	233.5	273.5	274.5	309.5	336.0	376.0	392.5	427.5	402.5	427.5	455.5	505.5	537.5	597.5
LB' ²⁾	—	—	—	—	—	—	—	386.0	421.0	391.5	416.5	446.0	496.0	522.5	582.5
LBL	269.5	288.5	328.5	334.5	369.5	406.0	446.0	471.0	506.0	475.5	500.5	560.0	610.0	653.5	713.5

① ISO 4014 ② DIN 5480 ③ DIN 332-D ④ DIN 332 ⑤ Feather key/keyway DIN 6885-1 ⑥ ISO 4762 ⑦ Without locating shoulder +1 mm
 ⑧ Use bores only for housing flange design
 1) AD depends on the motor options, for other dimensions, see page 9/46.
 2) k' and LB' dimensions apply to IE3 motors without mounted components in sizes 100 to 160. For detailed information, see page 9/2.

Bevel geared motors

3-stage

Gearbox K..109 in a foot-mounted design



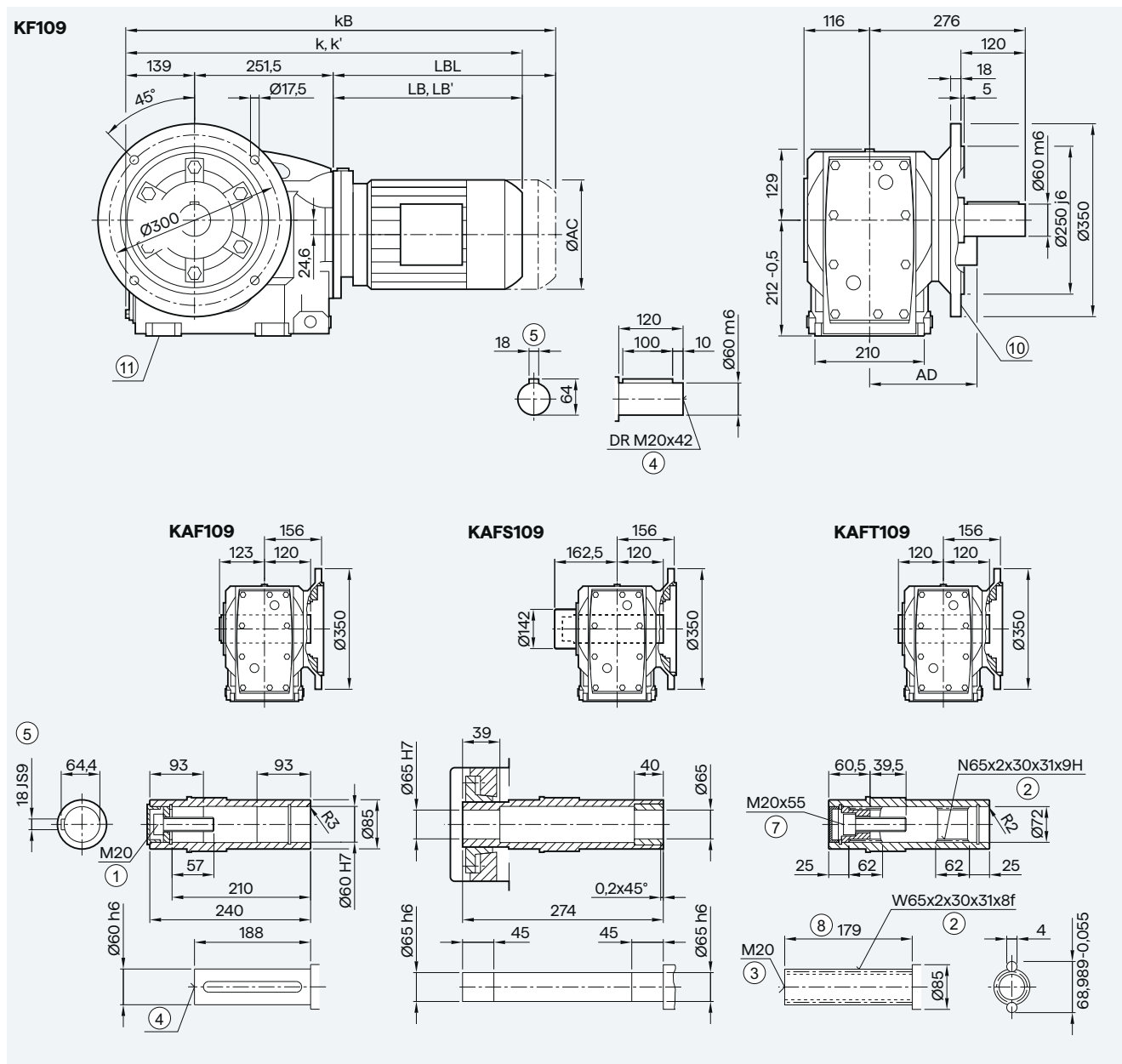
Motor	LE80	LE80Z	LE90/ FZ90	LE90Z/ FZ90Z	LE100	LE100Z	LE112	LE112Z	LE132	LE132Z	LE160	LE160Z	LES180	LES180Z
AC	156.3	156.3	173.8	173.8	198.0	198.0	222.0	222.0	264.0	264.0	318.0	318.0	352.5	352.5
AD ¹⁾	149.2	149.2	154.2	154.2	170.5	170.5	181.5	181.5	207.0	207.0	241.0	241.0	292.0	292.0
k	645.0	680.0	706.5	746.5	759.0	794.0	769.0	794.0	822.0	872.0	904.0	964.0	977.0	1007.0
k' ²⁾	—	—	—	—	752.5	787.5	758.0	783.0	812.5	862.5	889.0	949.0	—	—
kB	705.0	740.0	776.5	816.5	837.5	872.5	842.0	867.0	926.5	976.5	1020.0	1080.0	1106.0	1136.0
LB	261.5	296.5	323.0	363.0	375.5	410.5	385.5	410.5	438.5	488.5	520.5	580.5	593.5	623.5
LB' ²⁾	—	—	—	—	369.0	404.0	374.5	399.5	429.0	479.0	505.5	565.5	—	—
LBL	321.5	356.5	393.0	433.0	454.0	489.0	458.5	483.5	543.0	593.0	636.5	696.5	722.5	752.5

① ISO 4014 ② DIN 5480 ③ DIN 332-D ④ DIN 332 ⑤ Feather key/keyway DIN 6885-1 ⑥ ISO 4762 ⑦ Without locating shoulder +1mm

¹⁾ AD depends on the motor options, for other dimensions, see page 9/46.

²⁾ k' and LB' dimensions apply to IE3 motors without mounted components in sizes 100 to 160. For detailed information, see page 9/2.

Gearbox K.F.109 in a flange-mounted design



5

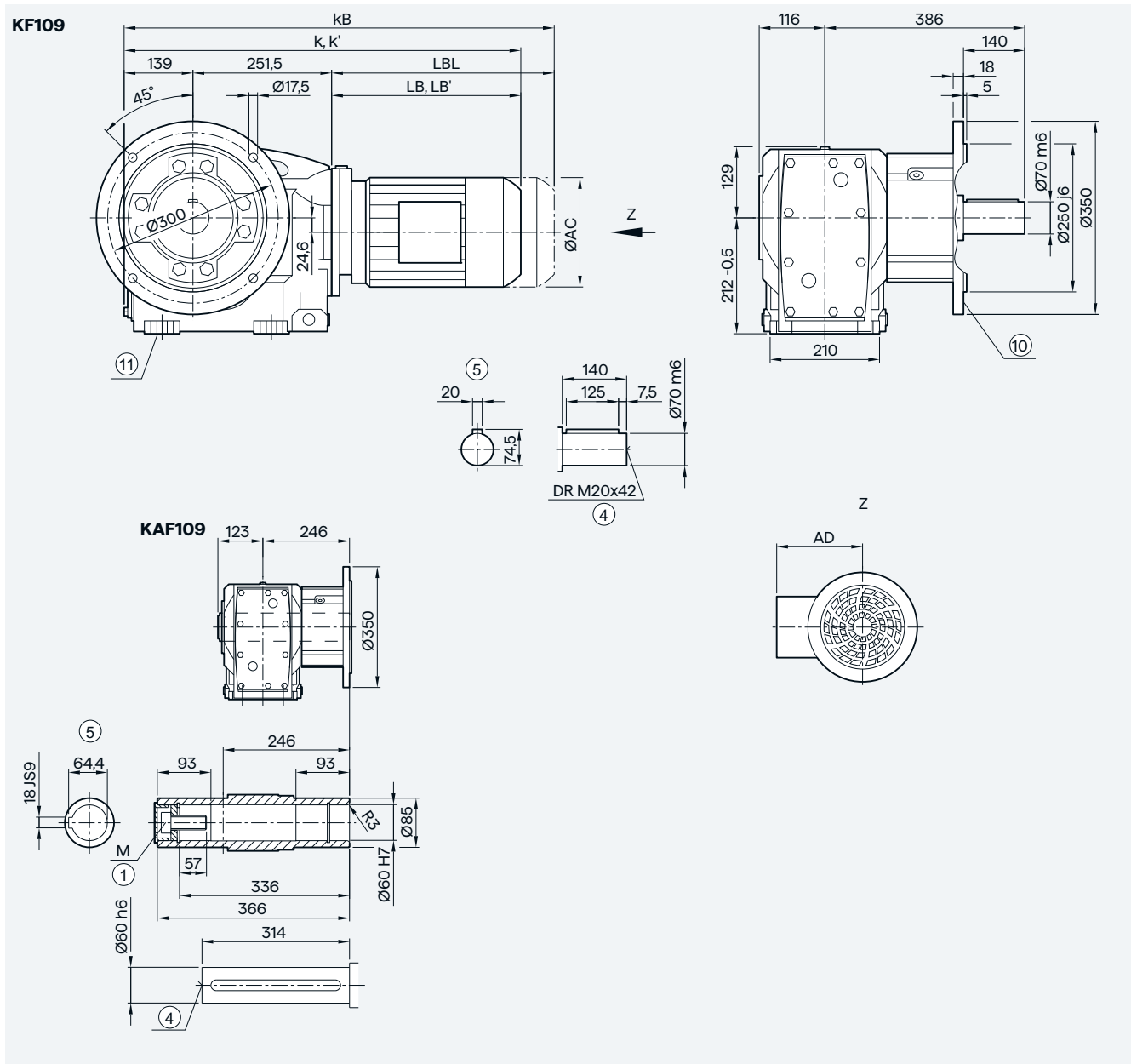
Motor	LE80	LE80Z	LE90/ FZ90	LE90Z/ FZ90Z	LE100	LE100Z	LE112	LE112Z	LE132	LE132Z	LE160	LE160Z	LES180	LES180Z
AC	156.3	156.3	173.8	173.8	198.0	198.0	222.0	222.0	264.0	264.0	318.0	318.0	352.5	352.5
AD ¹⁾	149.2	149.2	154.2	154.2	170.5	170.5	181.5	181.5	207.0	207.0	241.0	241.0	292.0	292.0
k	652.0	687.0	713.5	753.5	766.0	801.0	776.0	801.0	829.0	879.0	911.0	971.0	984.0	1014.0
k' ²⁾	—	—	—	—	759.5	794.5	765.0	790.0	819.5	869.5	896.0	956.0	—	—
kB	712.0	747.0	783.5	823.5	844.5	879.5	849.0	874.0	933.5	983.5	1027.0	1087.0	1113.0	1143.0
LB	261.5	296.5	323.0	363.0	375.5	410.5	385.5	410.5	438.5	488.5	520.5	580.5	593.5	623.5
LB' ²⁾	—	—	—	—	369.0	404.0	374.5	399.5	429.0	479.0	505.5	565.5	—	—
LBL	321.5	356.5	393.0	433.0	454.0	489.0	458.5	483.5	543.0	593.0	636.5	696.5	722.5	752.5

① ISO 4014 ② DIN 5480 ③ DIN 332-D ④ DIN 332 ⑤ Feather key/keyway DIN 6885-1 ⑥ ISO 4762 ⑦ Without locating shoulder +1 mm
 ⑧ For inner contour, see page 5/143 ⑨ Use bores only for foot-mounted design
 1) AD depends on the motor options, for other dimensions, see page 9/46.
 2) k' and LB' dimensions apply to IE3 motors without mounted components in sizes 100 to 160. For detailed information, see page 9/2.

Bevel geared motors

3-stage

Gearbox K.F.109 in a flange-mounted design with VLplus reinforced bearing system (G30)



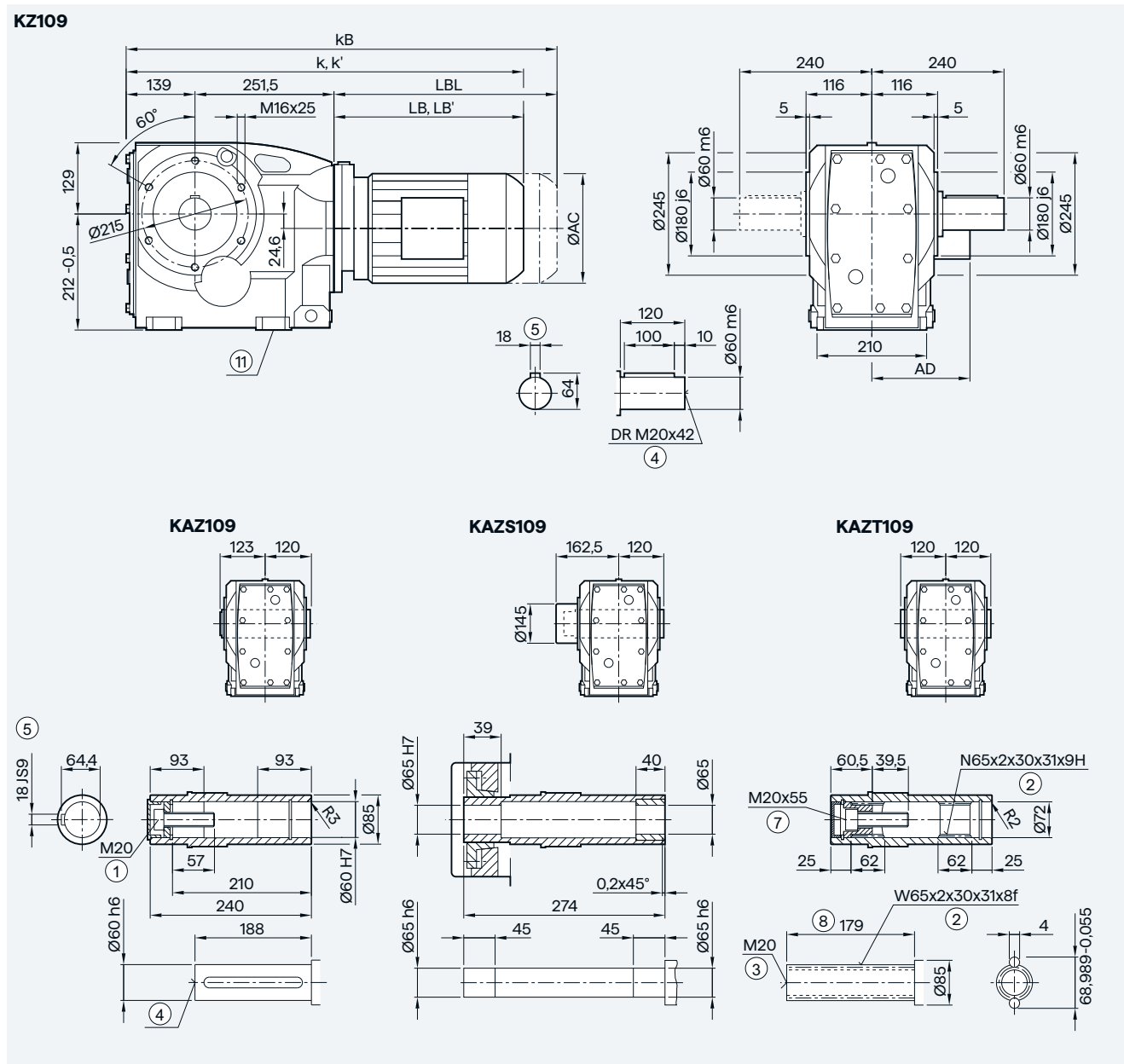
Motor	LE80	LE80Z	LE90/ FZ90	LE90Z/ FZ90Z	LE100	LE100Z	LE112	LE112Z	LE132	LE132Z	LE160	LE160Z	LES180	LES180Z
AC	156.3	156.3	173.8	173.8	198.0	198.0	222.0	222.0	264.0	264.0	318.0	318.0	352.5	352.5
AD ¹⁾	149.2	149.2	154.2	154.2	170.5	170.5	181.5	181.5	207.0	207.0	241.0	241.0	292.0	292.0
k	652.0	687.0	713.5	753.5	766.0	801.0	776.0	801.0	829.0	879.0	911.0	971.0	984.0	1014.0
k' ²⁾	—	—	—	—	759.5	794.5	765.0	790.0	819.5	869.5	896.0	956.0	—	—
kB	712.0	747.0	783.5	823.5	844.5	879.5	849.0	874.0	933.5	983.5	1027.0	1087.0	1113.0	1143.0
LB	261.5	296.5	323.0	363.0	375.5	410.5	385.5	410.5	438.5	488.5	520.5	580.5	593.5	623.5
LB' ²⁾	—	—	—	—	369.0	404.0	374.5	399.5	429.0	479.0	505.5	565.5	—	—
LBL	321.5	356.5	393.0	433.0	454.0	489.0	458.5	483.5	543.0	593.0	636.5	696.5	722.5	752.5

① ISO 4014 ④ DIN 332 ⑤ Feather key/keyway DIN 6885-1 ⑥ For inner contour, see page 5/143 ⑩ Use bores only for foot-mounted design

¹⁾ AD depends on the motor options, for other dimensions, see page 9/46.

²⁾ k' and LB' dimensions apply to IE3 motors without mounted components in sizes 100 to 160. For detailed information, see page 9/2.

Gearbox K.Z.109 in a housing flange design



5

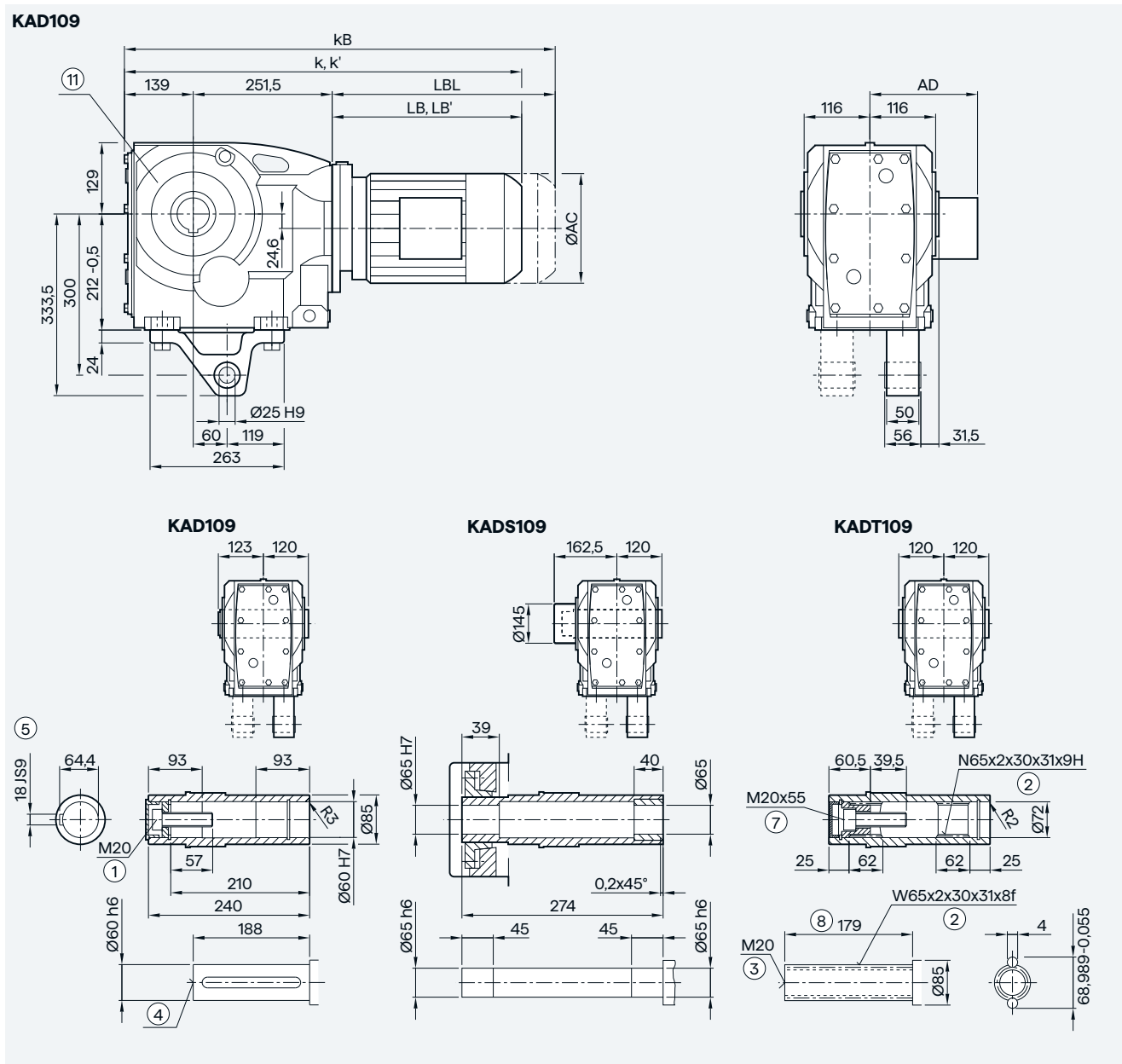
Motor	LE80	LE80Z	LE90/ FZ90	LE90Z/ FZ90Z	LE100	LE100Z	LE112	LE112Z	LE132	LE132Z	LE160	LE160Z	LES180	LES180Z
AC	156.3	156.3	173.8	173.8	198.0	198.0	222.0	222.0	264.0	264.0	318.0	318.0	352.5	352.5
AD ¹⁾	149.2	149.2	154.2	154.2	170.5	170.5	181.5	181.5	207.0	207.0	241.0	241.0	292.0	292.0
k	652.0	687.0	713.5	753.5	766.0	801.0	776.0	801.0	829.0	879.0	911.0	971.0	984.0	1014.0
k' ²⁾	—	—	—	—	759.5	794.5	765.0	790.0	819.5	869.5	896.0	956.0	—	—
kB	712.0	747.0	783.5	823.5	844.5	879.5	849.0	874.0	933.5	983.5	1027.0	1087.0	1113.0	1143.0
LB	261.5	296.5	323.0	363.0	375.5	410.5	385.5	410.5	438.5	488.5	520.5	580.5	593.5	623.5
LB' ²⁾	—	—	—	—	369.0	404.0	374.5	399.5	429.0	479.0	505.5	565.5	—	—
LBL	321.5	356.5	393.0	433.0	454.0	489.0	458.5	483.5	543.0	593.0	636.5	696.5	722.5	752.5

① ISO 4014 ② DIN 5480 ③ DIN 332-D ④ DIN 332 ⑤ Feather key/keyway DIN 6885-1 ⑥ ISO 4762 ⑦ Without locating shoulder +1 mm
 ⑧ Use bores only for foot-mounted design
 1) AD depends on the motor options, for other dimensions, see page 9/46.
 2) k' and LB' dimensions apply to IE3 motors without mounted components in sizes 100 to 160. For detailed information, see page 9/2.

Bevel geared motors

3-stage

Gearbox KAD.109 in a shaft-mounted design



Motor	LE80	LE80Z	LE90/ FZ90	LE90Z/ FZ90Z	LE100	LE100Z	LE112	LE112Z	LE132	LE132Z	LE160	LE160Z	LES180	LES180Z
AC	156.3	156.3	173.8	173.8	198.0	198.0	222.0	222.0	264.0	264.0	318.0	318.0	352.5	352.5
AD ¹⁾	149.2	149.2	154.2	154.2	170.5	170.5	181.5	181.5	207.0	207.0	241.0	241.0	292.0	292.0
k	652.0	687.0	713.5	753.5	766.0	801.0	776.0	801.0	829.0	879.0	911.0	971.0	984.0	1014.0
k' ²⁾	—	—	—	—	759.5	794.5	765.0	790.0	819.5	869.5	896.0	956.0	—	—
kB	712.0	747.0	783.5	823.5	844.5	879.5	849.0	874.0	933.5	983.5	1027.0	1087.0	1113.0	1143.0
LB	261.5	296.5	323.0	363.0	375.5	410.5	385.5	410.5	438.5	488.5	520.5	580.5	593.5	623.5
LB' ²⁾	—	—	—	—	369.0	404.0	374.5	399.5	429.0	479.0	505.5	565.5	—	—
LBL	321.5	356.5	393.0	433.0	454.0	489.0	458.5	483.5	543.0	593.0	636.5	696.5	722.5	752.5

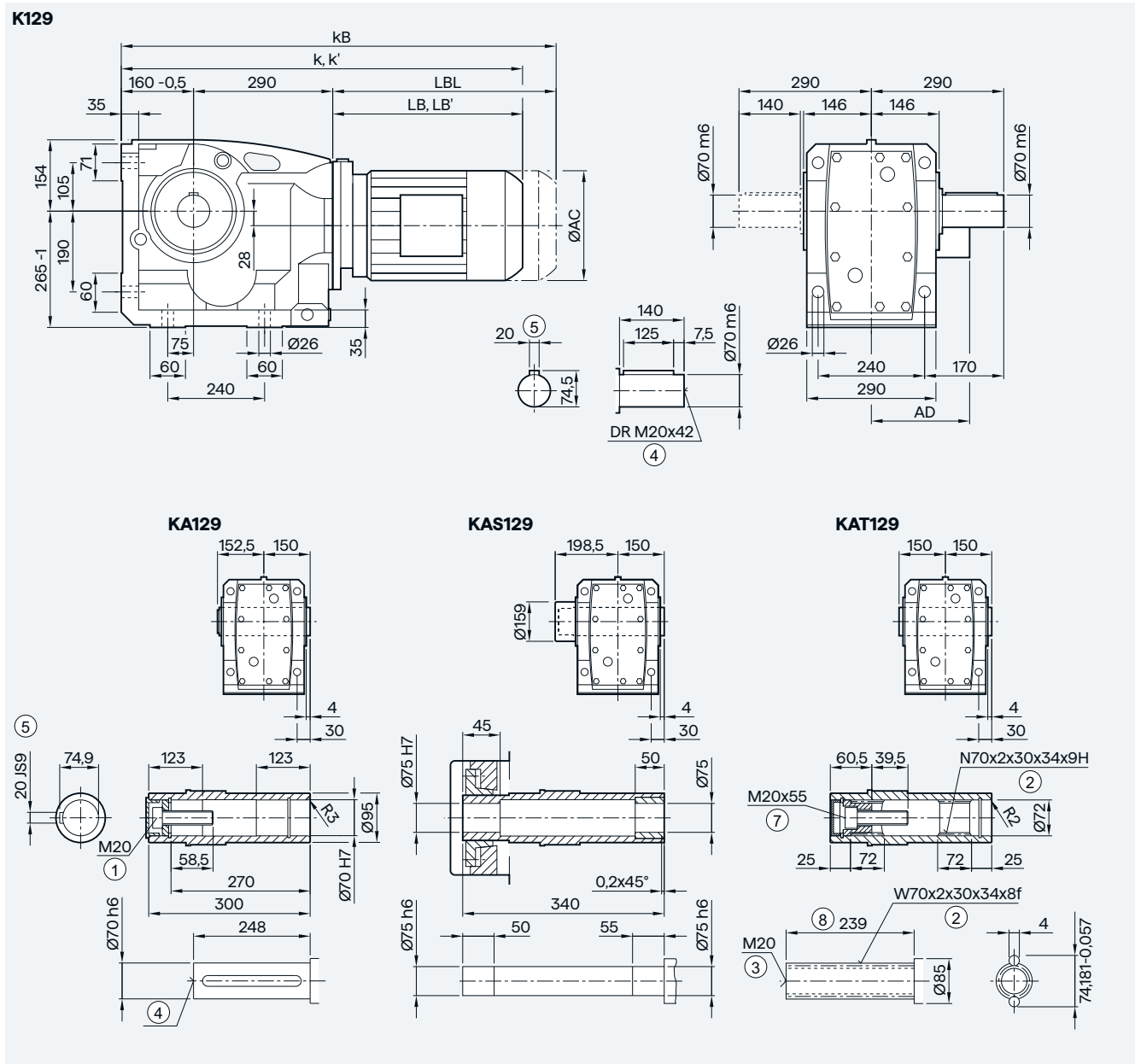
① ISO 4014 ② DIN 5480 ③ DIN 332-D ④ DIN 332 ⑤ Feather key/keyway DIN 6885-1 ⑥ ISO 4762 ⑦ Without locating shoulder +1 mm

⑧ Use bores only for housing flange design

¹⁾ AD depends on the motor options, for other dimensions, see page 9/46.

²⁾ k' and LB' dimensions apply to IE3 motors without mounted components in sizes 100 to 160. For detailed information, see page 9/2.

Gearbox K..129 in a foot-mounted design



5

Motor	LE90/ FZ90	LE90Z/ FZ90Z	LE100	LE100Z	LE112	LE112Z	LE132	LE132Z	LE160	LE160Z	LES180	LES180Z	LES200	LES200Z	LES225	LES225Y
AC	173.8	173.8	198.0	198.0	222.0	222.0	264.0	264.0	318.0	318.0	352.5	352.5	392.5	392.5	439.0	439.0
AD ¹⁾	154.2	154.2	170.5	170.5	181.5	181.5	207.0	207.0	241.0	241.0	292.0	292.0	315.0	315.0	382.0	382.0
k	766.0	806.0	816.5	851.5	826.5	851.5	879.5	929.5	961.5	1021.5	1034.5	1064.5	1102.5	1127.5	1148.0	1208.0
k' ²⁾	—	—	810.0	845.0	815.5	840.5	870.0	920.0	946.5	1006.5	—	—	—	—	—	—
kB	836.0	876.0	895.0	930.0	899.5	924.5	984.0	1034.0	1077.5	1137.5	1163.5	1193.5	1249.5	1274.5	1376.0	1436.0
LB	316.0	356.0	366.5	401.5	376.5	401.5	429.5	479.5	511.5	571.5	584.5	614.5	652.5	677.5	698.0	758.0
LB' ²⁾	—	—	360.0	395.0	365.5	390.5	420.0	470.0	496.5	556.5	—	—	—	—	—	—
LBL	386.0	426.0	445.0	480.0	449.5	474.5	534.0	584.0	627.5	687.5	713.5	743.5	799.5	824.5	926.0	986.0

① ISO 4014 ② DIN 5480 ③ DIN 332-D ④ DIN 332 ⑤ Feather key/keyway DIN 6885-1 ⑥ ISO 4762 ⑦ Without locating shoulder +1 mm

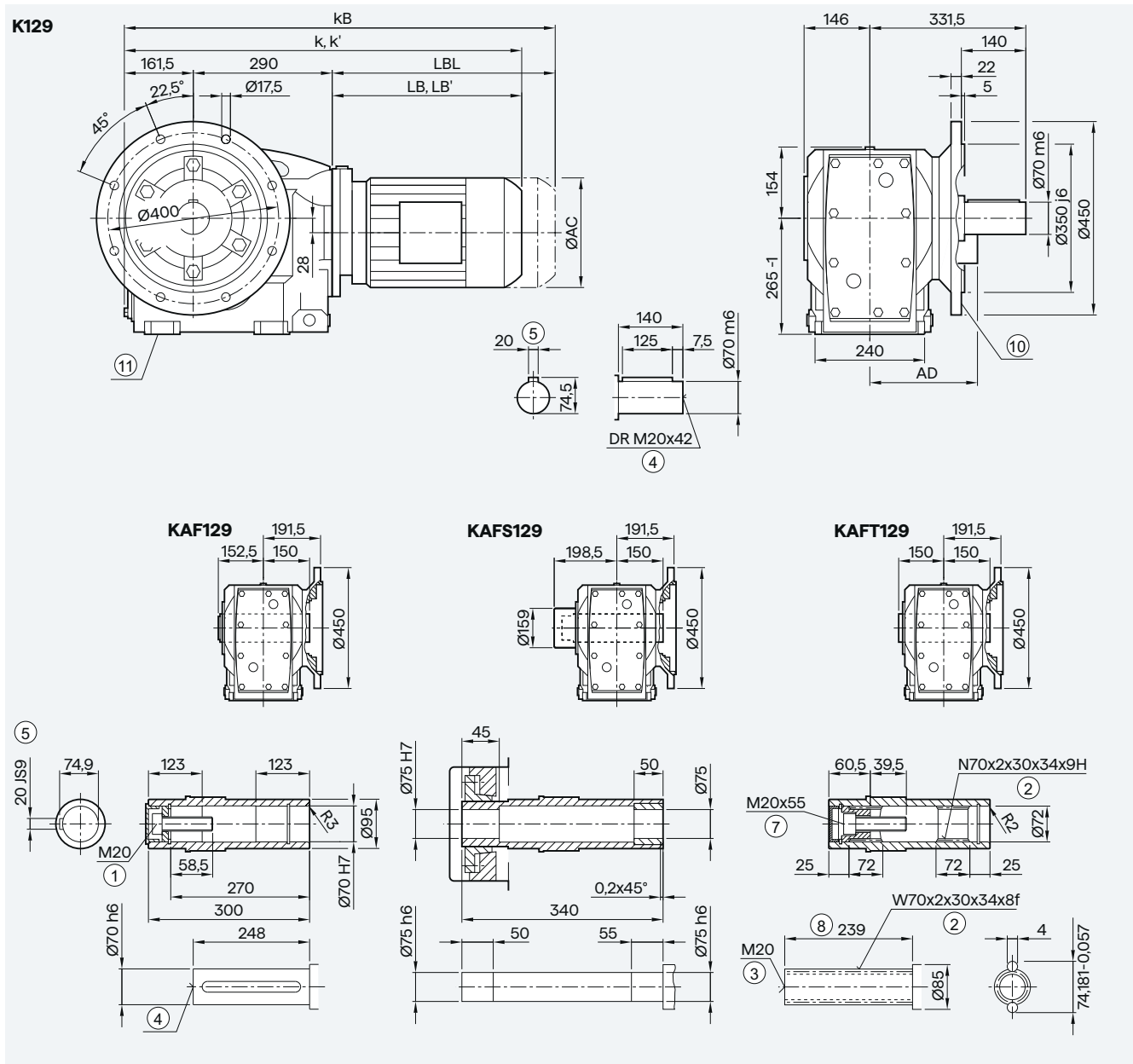
¹⁾ AD depends on the motor options, for other dimensions, see page 9/46.

²⁾ k' and LB' dimensions apply to IE3 motors without mounted components in sizes 100 to 160. For detailed information, see page 9/2.

Bevel geared motors

3-stage

Gearbox K.F.129 in a flange-mounted design



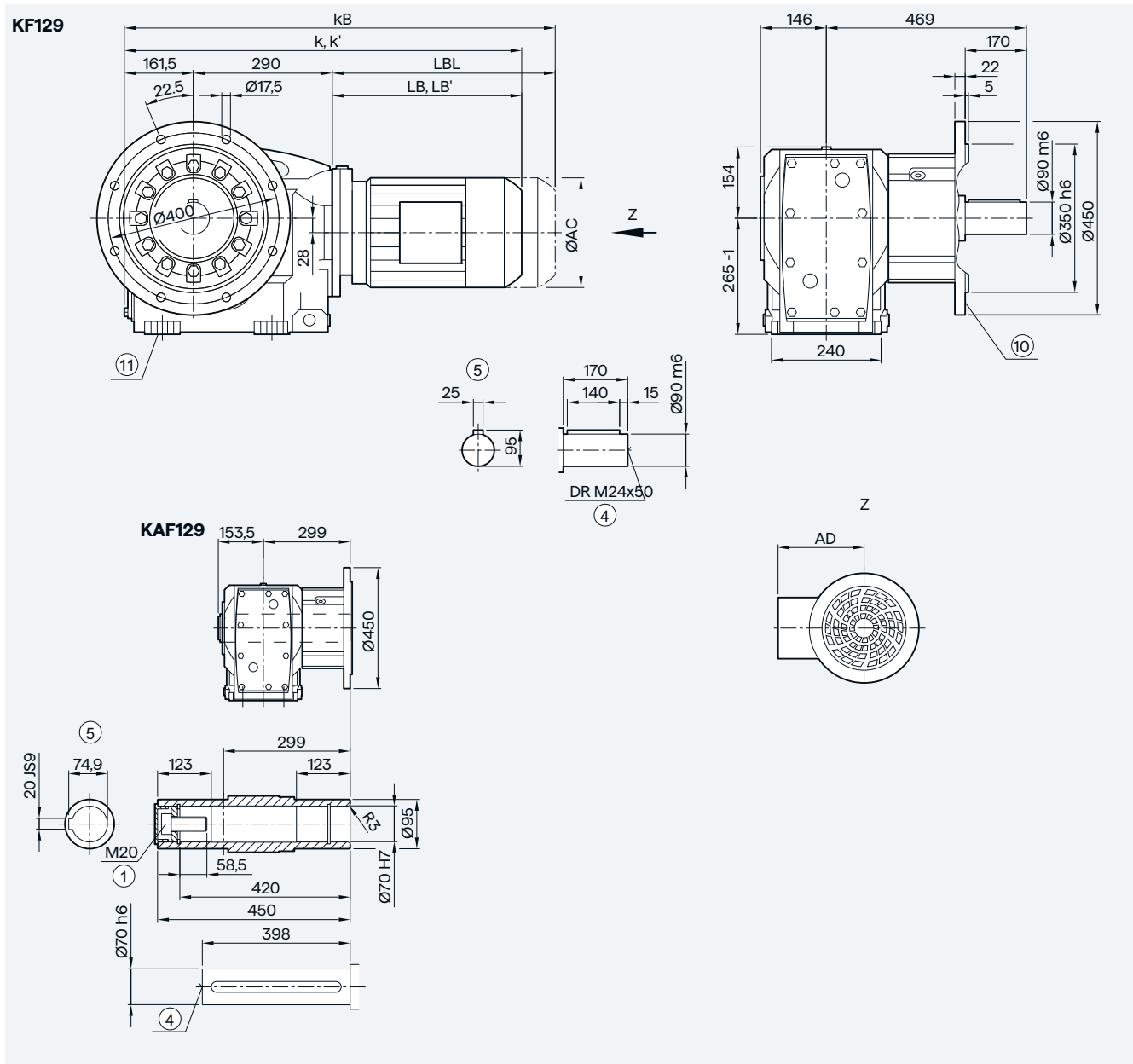
Motor	LE90/ FZ90	LE90Z/ FZ90Z	LE100	LE100Z	LE112	LE112Z	LE132	LE132Z	LE160	LE160Z	LES180	LES180Z	LES200	LES200Z	LES225	LES225Y
AC	173.8	173.8	198.0	198.0	222.0	222.0	264.0	264.0	318.0	318.0	352.5	352.5	392.5	392.5	439.0	439.0
AD ¹⁾	154.2	154.2	170.5	170.5	181.5	181.5	207.0	207.0	241.0	241.0	292.0	292.0	315.0	315.0	382.0	382.0
k	767.5	807.5	818.0	853.0	828.0	853.0	881.0	931.0	963.0	1023.0	1036.0	1066.0	1104.0	1129.0	1149.5	1209.5
k' ²⁾	—	—	811.5	846.5	817.0	842.0	871.5	921.5	948.0	1008.0	—	—	—	—	—	—
kB	837.5	877.5	896.5	931.5	901.0	926.0	985.5	1035.5	1079.0	1139.0	1165.0	1195.0	1251.0	1276.0	1377.5	1437.5
LB	316.0	356.0	366.5	401.5	376.5	401.5	429.5	479.5	511.5	571.5	584.5	614.5	652.5	677.5	698.0	758.0
LB' ²⁾	—	—	360.0	395.0	365.5	390.5	420.0	470.0	496.5	556.5	—	—	—	—	—	—
LBL	386.0	426.0	445.0	480.0	449.5	474.5	534.0	584.0	627.5	687.5	713.5	743.5	799.5	824.5	926.0	986.0

① ISO 4014 ② DIN 5480 ③ DIN 332-D ④ DIN 332 ⑤ Feather key/keyway DIN 6885-1 ⑥ ISO 4762 ⑦ Without locating shoulder +1 mm
 ⑧ For inner contour, see page 5/143 ⑨ Use bores only for foot-mounted design

¹⁾ AD depends on the motor options, for other dimensions, see page 9/46.

²⁾ k' and LB' dimensions apply to IE3 motors without mounted components in sizes 100 to 160. For detailed information, see page 9/2.

Gearbox K.F.129 in a flange-mounted design with VLplus reinforced bearing system (G30)



5

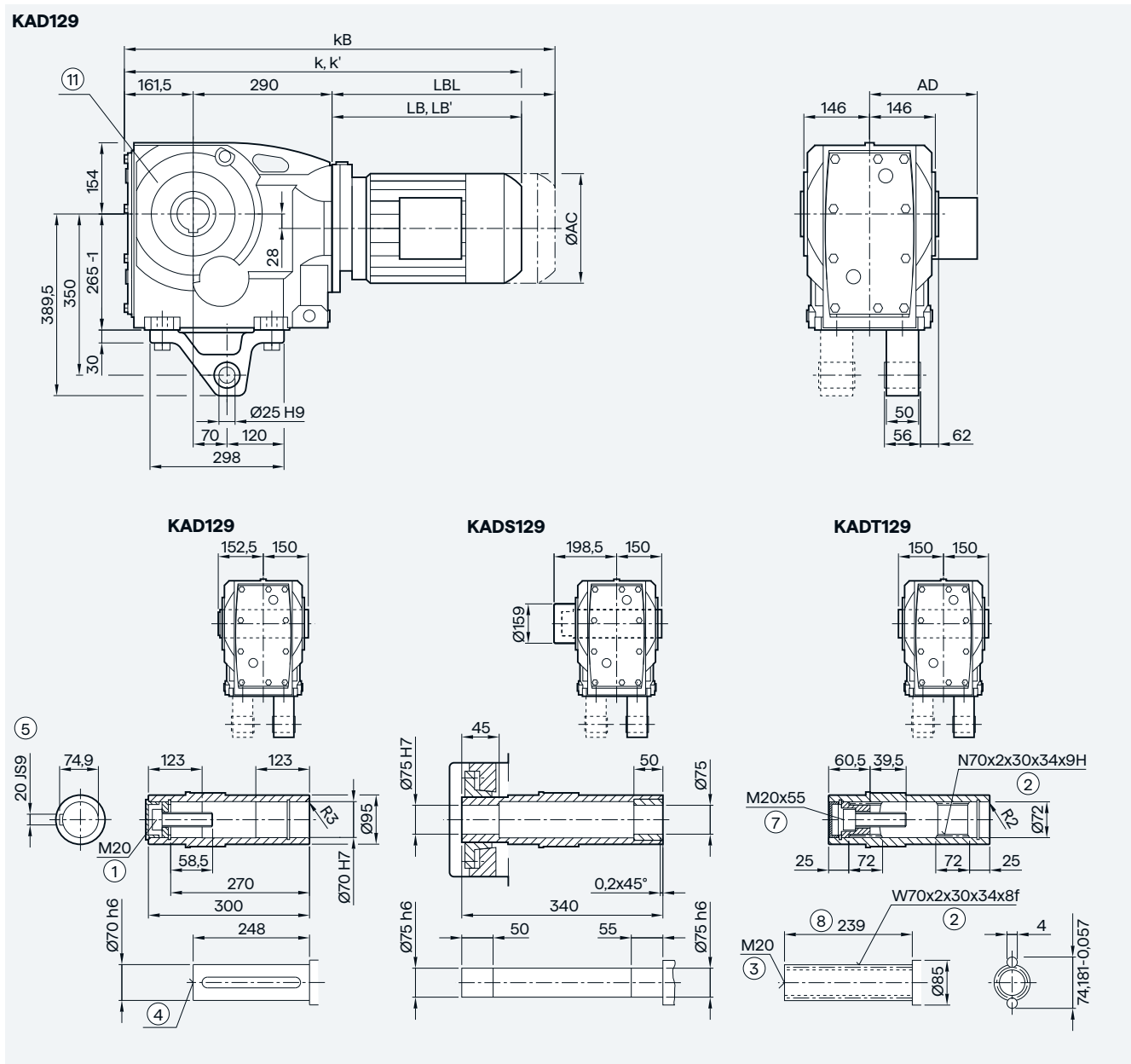
Motor	LE90/ FZ90	LE90Z/ FZ90Z	LE100	LE100Z	LE112	LE112Z	LE132	LE132Z	LE160	LE160Z	LES180	LES180Z	LES200	LES200Z	LES225	LES225Y
AC	173.8	173.8	198.0	198.0	222.0	222.0	264.0	264.0	318.0	318.0	352.5	352.5	392.5	392.5	439.0	439.0
AD ¹⁾	154.2	154.2	170.5	170.5	181.5	181.5	207.0	207.0	241.0	241.0	292.0	292.0	315.0	315.0	382.0	382.0
k	767.5	807.5	818.0	853.0	828.0	853.0	881.0	931.0	963.0	1023.0	1036.0	1066.0	1104.0	1129.0	1149.5	1209.5
k' ²⁾	—	—	811.5	846.5	817.0	842.0	871.5	921.5	948.0	1008.0	—	—	—	—	—	—
kB	837.5	877.5	896.5	931.5	901.0	926.0	985.5	1035.5	1079.0	1139.0	1165.0	1195.0	1251.0	1276.0	1377.5	1437.5
LB	316.0	356.0	366.5	401.5	376.5	401.5	429.5	479.5	511.5	571.5	584.5	614.5	652.5	677.5	698.0	758.0
LB' ²⁾	—	—	360.0	395.0	365.5	390.5	420.0	470.0	496.5	556.5	—	—	—	—	—	—
LBL	386.0	426.0	445.0	480.0	449.5	474.5	534.0	584.0	627.5	687.5	713.5	743.5	799.5	824.5	926.0	986.0

① ISO 4014 ④ DIN 332 ⑤ Feather key/keyway DIN 6885-1 ⑩ For inner contour, see page 5/143 ⑪ Use bores only for foot-mounted design

¹⁾ AD depends on the motor options, for other dimensions, see page 9/46.

²⁾ k' and LB' dimensions apply to IE3 motors without mounted components in sizes 100 to 160. For detailed information, see page 9/2.

Gearbox KAD.129 in a shaft-mounted design



5

Motor	LE90/ FZ90	LE90Z/ FZ90Z	LE100	LE100Z	LE112	LE112Z	LE132	LE132Z	LE160	LE160Z	LES180	LES180Z	LES200	LES200Z	LES225	LES225Y
AC	173.8	173.8	198.0	198.0	222.0	222.0	264.0	264.0	318.0	318.0	352.5	352.5	392.5	392.5	439.0	439.0
AD ¹⁾	154.2	154.2	170.5	170.5	181.5	181.5	207.0	207.0	241.0	241.0	292.0	292.0	315.0	315.0	382.0	382.0
k	767.5	807.5	818.0	853.0	828.0	853.0	881.0	931.0	963.0	1023.0	1036.0	1066.0	1104.0	1129.0	1149.5	1209.5
k' ²⁾	—	—	811.5	846.5	817.0	842.0	871.5	921.5	948.0	1008.0	—	—	—	—	—	—
kB	837.5	877.5	896.5	931.5	901.0	926.0	985.5	1035.5	1079.0	1139.0	1165.0	1195.0	1251.0	1276.0	1377.5	1437.5
LB	316.0	356.0	366.5	401.5	376.5	401.5	429.5	479.5	511.5	571.5	584.5	614.5	652.5	677.5	698.0	758.0
LB' ²⁾	—	—	360.0	395.0	365.5	390.5	420.0	470.0	496.5	556.5	—	—	—	—	—	—
LBL	386.0	426.0	445.0	480.0	449.5	474.5	534.0	584.0	627.5	687.5	713.5	743.5	799.5	824.5	926.0	986.0

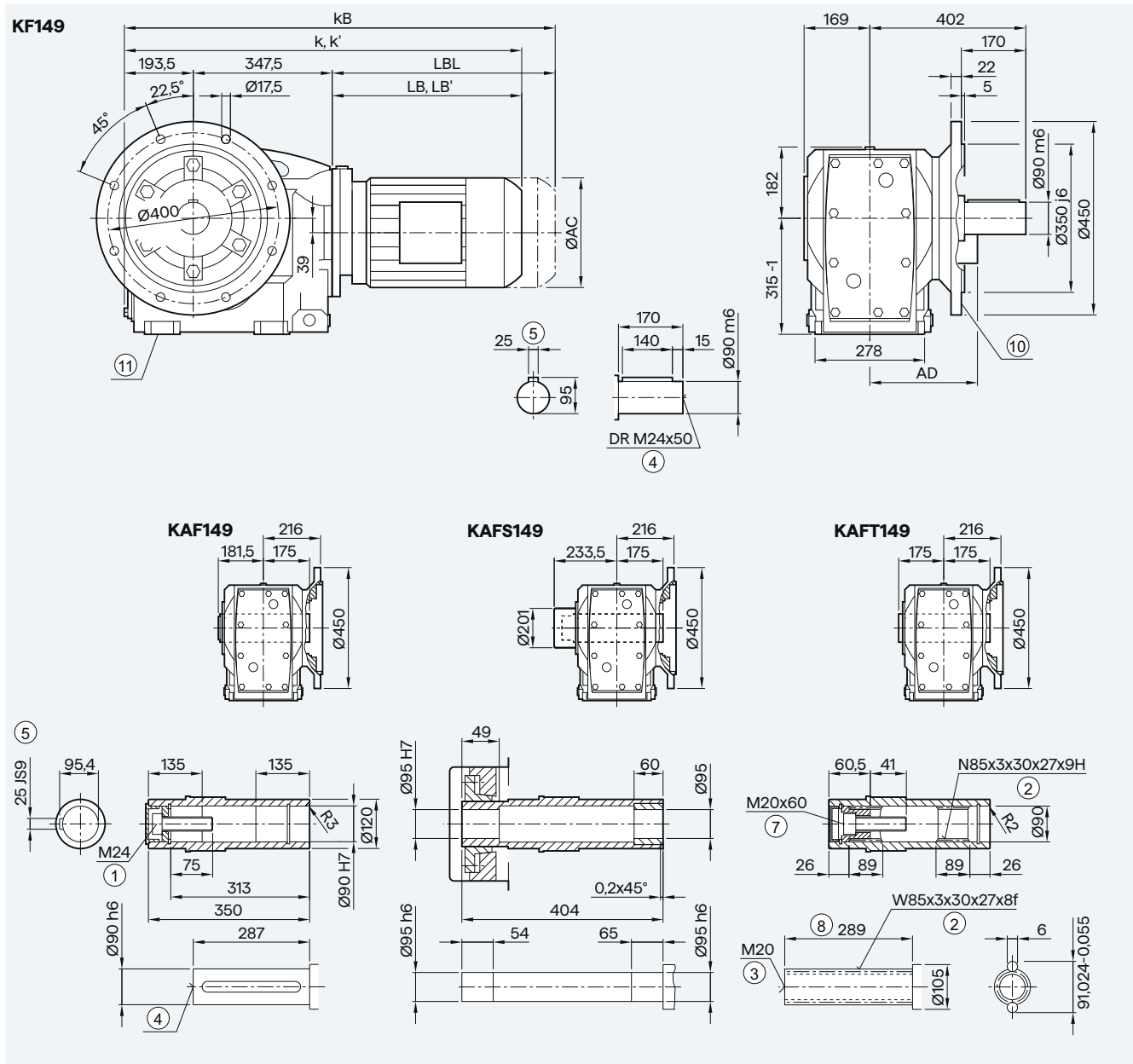
① ISO 4014 ② DIN 5480 ③ DIN 332-D ④ DIN 332 ⑤ Feather key/keyway DIN 6885-1 ⑥ ISO 4762 ⑦ Without locating shoulder +1 mm

⑧ Use bores only for housing flange design

¹⁾ AD depends on the motor options, for other dimensions, see page 9/46.

²⁾ k' and LB' dimensions apply to IE3 motors without mounted components in sizes 100 to 160. For detailed information, see page 9/2.

Gearbox K.F.149 in a flange-mounted design



5

Motor	LE90/ FZ90	LE90Z/ FZ90Z	LE100	LE100Z	LE112	LE112Z	LE132	LE132Z	LE160	LE160Z	LES180	LES180Z	LES200	LES200Z	LES225	LES225Y	LES250
AC	173.8	173.8	198.0	198.0	222.0	222.0	264.0	264.0	318.0	318.0	352.5	352.5	392.5	392.5	439.0	439.0	487.0
AD ¹⁾	154.2	154.2	170.5	170.5	181.5	181.5	207.0	207.0	241.0	241.0	292.0	292.0	315.0	315.0	382.0	382.0	457.5
k	856.5	896.5	905.0	940.0	915.0	940.0	966.0	1016.0	1048.0	1108.0	1121.0	1151.0	1189.0	1214.0	1234.5	1294.5	1346.0
k' ²⁾	—	—	898.5	933.5	904.0	929.0	956.5	1006.5	1033.0	1093.0	—	—	—	—	—	—	—
kB	926.5	966.5	983.5	1018.5	988.0	1013.0	1070.5	1120.5	1164.0	1224.0	1250.0	1280.0	1336.0	1361.0	1462.5	1522.5	1571.0
LB	309.0	349.0	357.5	392.5	367.5	392.5	418.5	468.5	500.5	560.5	573.5	603.5	641.5	666.5	687.0	747.0	798.5
LB' ²⁾	—	—	351.0	386.0	356.5	381.5	409.0	459.0	485.5	545.5	—	—	—	—	—	—	—
LBL	379.0	419.0	436.0	471.0	440.5	465.5	523.0	573.0	616.5	676.5	702.5	732.5	788.5	813.5	915.0	975.0	1023.5

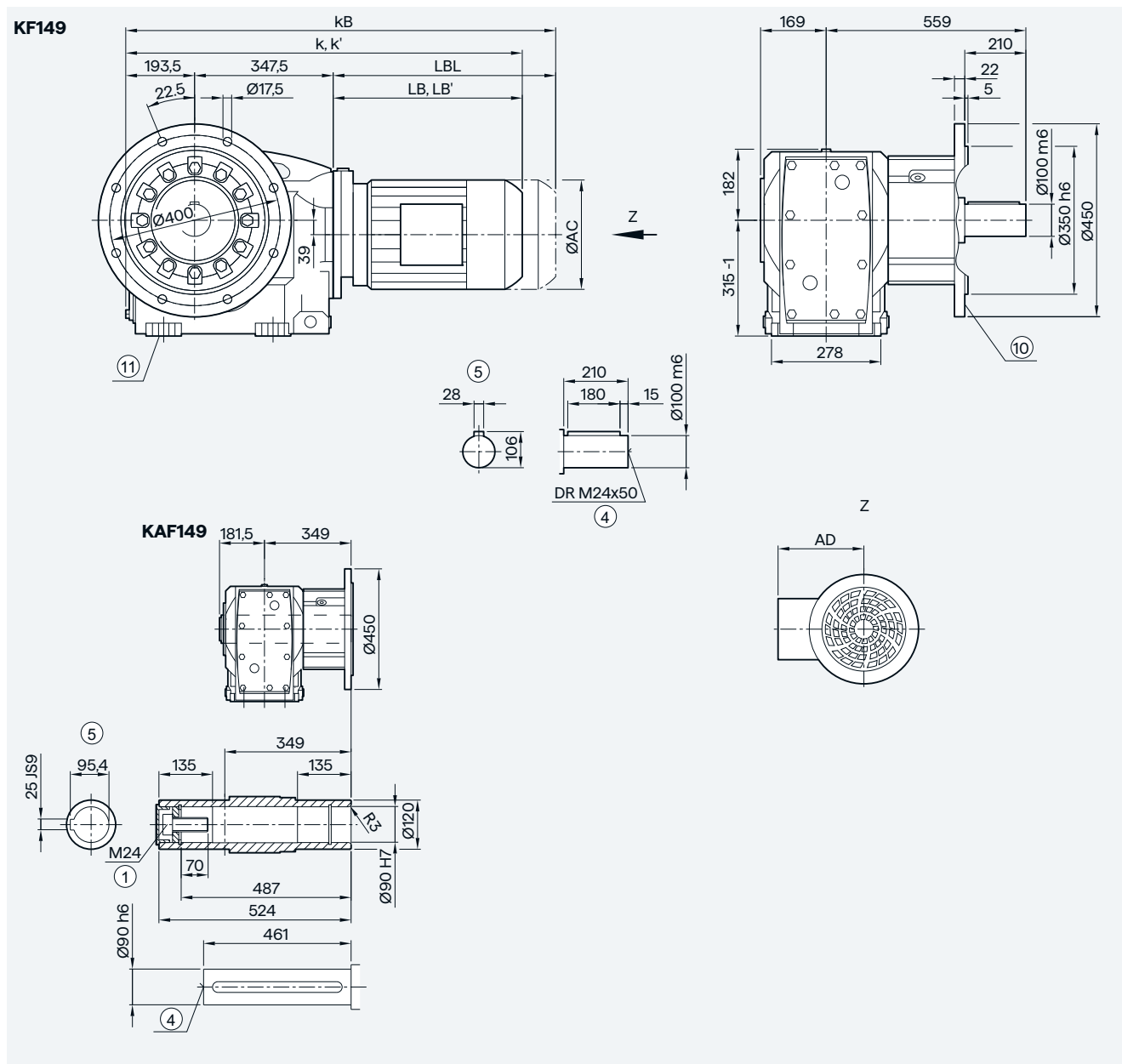
① ISO 4014 ② DIN 5480 ③ DIN 332-D ④ DIN 332 ⑤ Feather key/keyway DIN 6885-1 ⑥ ISO 4762 ⑦ Without locating shoulder +1 mm
 ⑧ For inner contour, see page 5/143 ⑨ Use bores only for foot-mounted design

¹⁾ AD depends on the motor options, for other dimensions, see page 9/46.
²⁾ k' and LB' dimensions apply to IE3 motors without mounted components in sizes 100 to 160. For detailed information, see page 9/2.

Bevel geared motors

3-stage

Gearbox K.F.149 in a flange-mounted design with VLplus reinforced bearing system (G30)



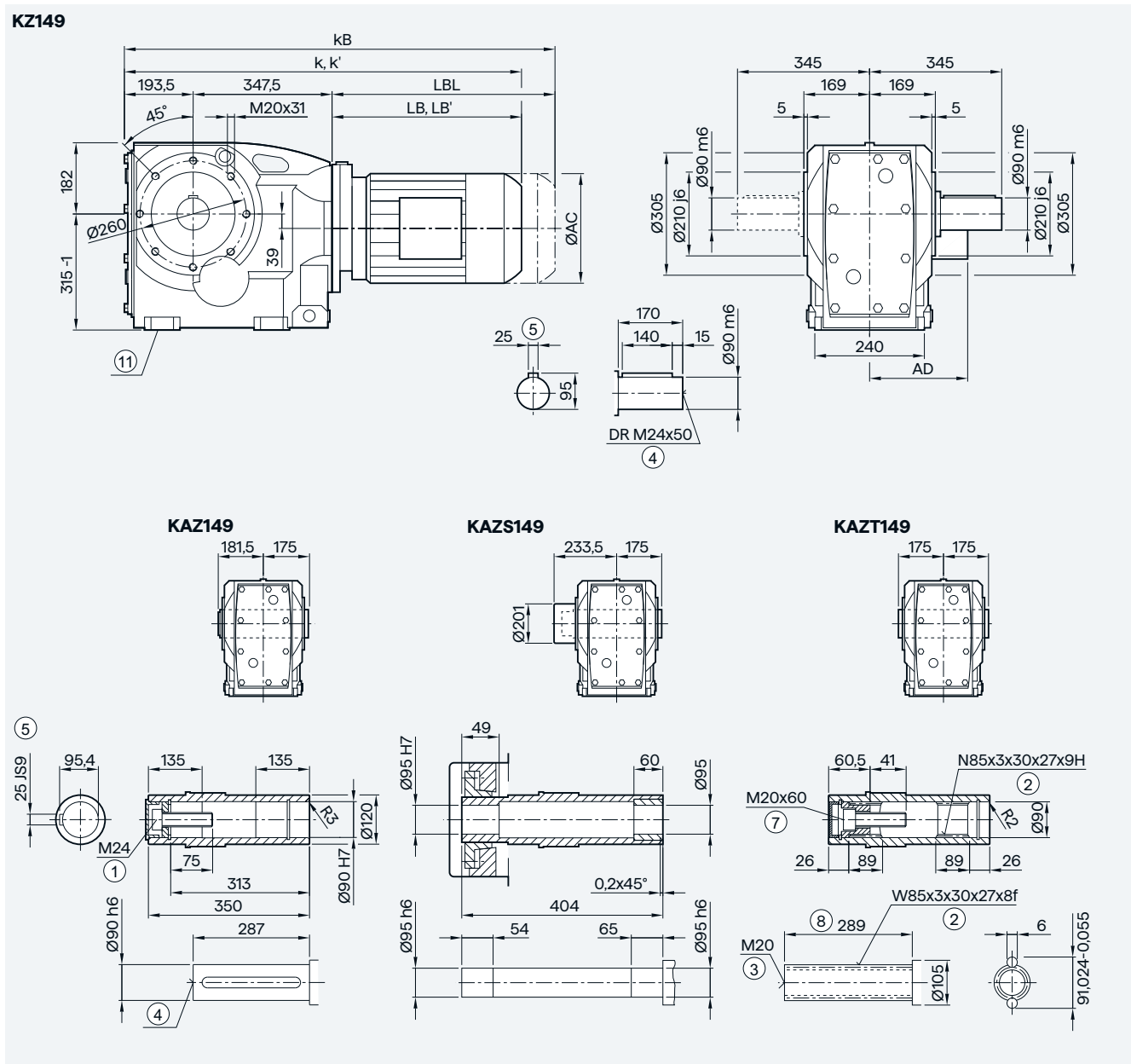
Motor	LE90/ FZ90	LE90Z/ FZ90Z	LE100	LE100Z	LE112	LE112Z	LE132	LE132Z	LE160	LE160Z	LES180	LES180Z	LES200	LES200Z	LES225	LES225Y	LES250
AC	173.8	173.8	198.0	198.0	222.0	222.0	264.0	264.0	318.0	318.0	352.5	352.5	392.5	392.5	439.0	439.0	487.0
AD ¹⁾	154.2	154.2	170.5	170.5	181.5	181.5	207.0	207.0	241.0	241.0	292.0	292.0	315.0	315.0	382.0	382.0	457.5
k	850.0	890.0	898.5	933.5	908.5	933.5	959.5	1009.5	1041.5	1101.5	1114.5	1144.5	1182.5	1207.5	1228.0	1288.0	1339.5
k' ²⁾	—	—	892.0	927.0	897.5	922.5	950.0	1000.0	1026.5	1086.5	—	—	—	—	—	—	—
kB	920.0	960.0	977.0	1012.0	981.5	1006.5	1064.0	1114.0	1157.5	1217.5	1243.5	1273.5	1329.5	1354.5	1456.0	1516.0	1564.5
LB	309.0	349.0	357.5	392.5	367.5	392.5	418.5	468.5	500.5	560.5	573.5	603.5	641.5	666.5	687.0	747.0	798.5
LB' ²⁾	—	—	351.0	386.0	356.5	381.5	409.0	459.0	485.5	545.5	—	—	—	—	—	—	—
LBL	379.0	419.0	436.0	471.0	440.5	465.5	523.0	573.0	616.5	676.5	702.5	732.5	788.5	813.5	915.0	975.0	1023.5

① ISO 4014 ④ DIN 332 ⑤ Feather key/keyway DIN 6885-1 ⑥ For inner contour, see page 5/143 ⑩ Use bores only for foot-mounted design

¹⁾ AD depends on the motor options, for other dimensions, see page 9/46.

²⁾ k' and LB' dimensions apply to IE3 motors without mounted components in sizes 100 to 160. For detailed information, see page 9/2.

Gearbox K.Z.149 in a housing flange design



5

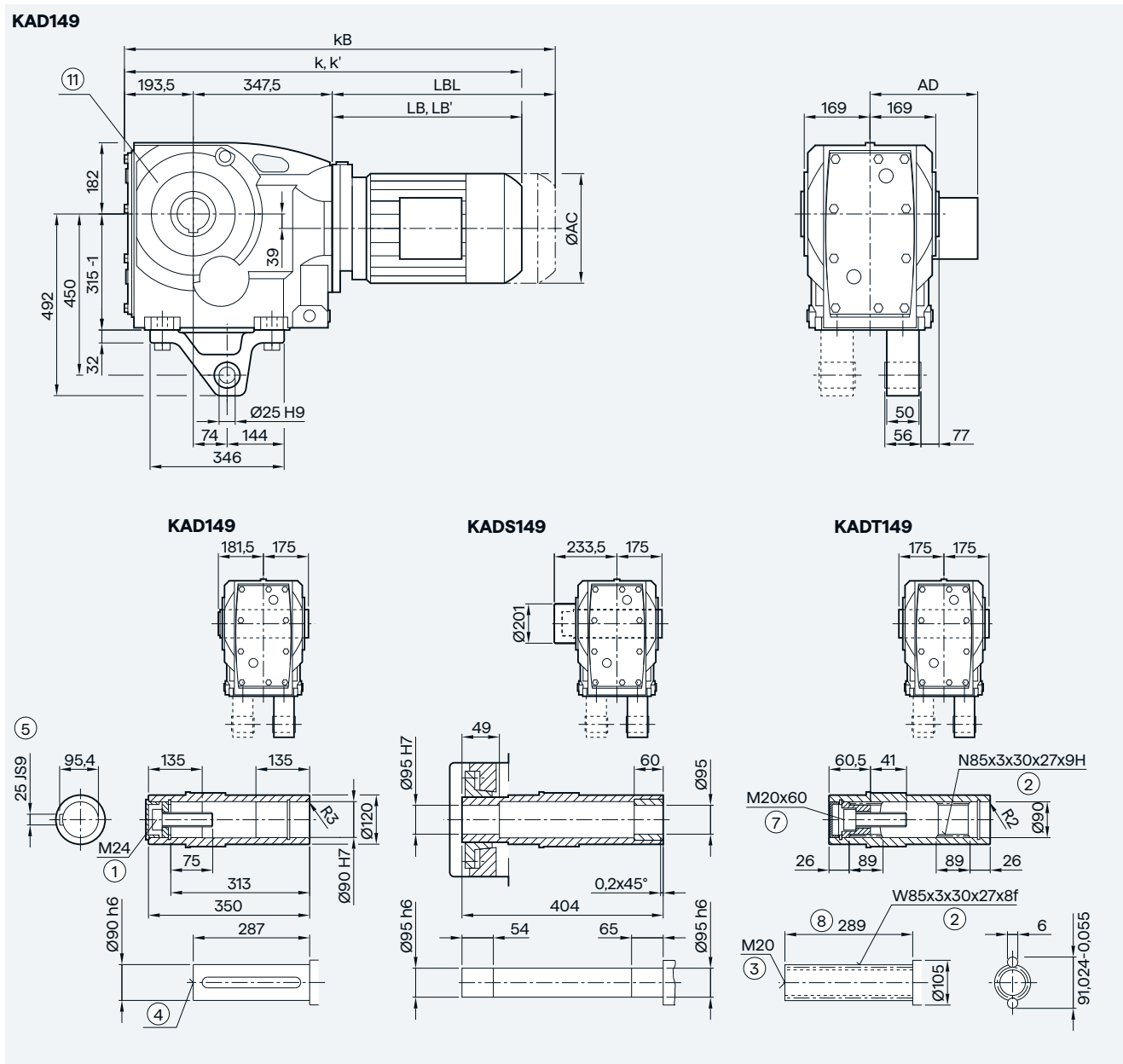
Motor	LE90/ FZ90	LE90Z/ FZ90Z	LE100	LE100Z	LE112	LE112Z	LE132	LE132Z	LE160	LE160Z	LES180	LES180Z	LES200	LES200Z	LES225	LES225Y	LES250
AC	173.8	173.8	198.0	198.0	222.0	222.0	264.0	264.0	318.0	318.0	352.5	352.5	392.5	392.5	439.0	439.0	487.0
AD ¹⁾	154.2	154.2	170.5	170.5	181.5	181.5	207.0	207.0	241.0	241.0	292.0	292.0	315.0	315.0	382.0	382.0	457.5
k	850.0	890.0	898.5	933.5	908.5	933.5	959.5	1009.5	1041.5	1101.5	1114.5	1144.5	1182.5	1207.5	1228.0	1288.0	1339.5
k' ²⁾	—	—	892.0	927.0	897.5	922.5	950.0	1000.0	1026.5	1086.5	—	—	—	—	—	—	—
kB	920.0	960.0	977.0	1012.0	981.5	1006.5	1064.0	1114.0	1157.5	1217.5	1243.5	1273.5	1329.5	1354.5	1456.0	1516.0	1564.5
LB	309.0	349.0	357.5	392.5	367.5	392.5	418.5	468.5	500.5	560.5	573.5	603.5	641.5	666.5	687.0	747.0	798.5
LB' ²⁾	—	—	351.0	386.0	356.5	381.5	409.0	459.0	485.5	545.5	—	—	—	—	—	—	—
LBL	379.0	419.0	436.0	471.0	440.5	465.5	523.0	573.0	616.5	676.5	702.5	732.5	788.5	813.5	915.0	975.0	1023.5

① ISO 4014 ② DIN 5480 ③ DIN 332-D ④ DIN 332 ⑤ Feather key/keyway DIN 6885-1 ⑥ ISO 4762 ⑦ Without locating shoulder +1 mm
 ⑧ Use bores only for foot-mounted design
 1) AD depends on the motor options, for other dimensions, see page 9/46.
 2) k' and LB' dimensions apply to IE3 motors without mounted components in sizes 100 to 160. For detailed information, see page 9/2.

Bevel geared motors

3-stage

Gearbox KAD.149 in a shaft-mounted design



Motor	LE90/ FZ90	LE90Z/ FZ90Z	LE100	LE100Z	LE112	LE112Z	LE132	LE132Z	LE160	LE160Z	LES180	LES180Z	LES200	LES200Z	LES225	LES225Y	LES250
AC	173.8	173.8	198.0	198.0	222.0	222.0	264.0	264.0	318.0	318.0	352.5	352.5	392.5	392.5	439.0	439.0	487.0
AD ¹⁾	154.2	154.2	170.5	170.5	181.5	181.5	207.0	207.0	241.0	241.0	292.0	292.0	315.0	315.0	382.0	382.0	457.5
k	850.0	890.0	898.5	933.5	908.5	933.5	959.5	1009.5	1041.5	1101.5	1114.5	1144.5	1182.5	1207.5	1228.0	1288.0	1339.5
k' ²⁾	—	—	892.0	927.0	897.5	922.5	950.0	1000.0	1026.5	1086.5	—	—	—	—	—	—	—
kB	920.0	960.0	977.0	1012.0	981.5	1006.5	1064.0	1114.0	1157.5	1217.5	1243.5	1273.5	1329.5	1354.5	1456.0	1516.0	1564.5
LB	309.0	349.0	357.5	392.5	367.5	392.5	418.5	468.5	500.5	560.5	573.5	603.5	641.5	666.5	687.0	747.0	798.5
LB' ²⁾	—	—	351.0	386.0	356.5	381.5	409.0	459.0	485.5	545.5	—	—	—	—	—	—	—
LBL	379.0	419.0	436.0	471.0	440.5	465.5	523.0	573.0	616.5	676.5	702.5	732.5	788.5	813.5	915.0	975.0	1023.5

① ISO 4014 ② DIN 5480 ③ DIN 332-D ④ DIN 332 ⑤ Feather key/keyway DIN 6885-1 ⑥ ISO 4762 ⑦ Without locating shoulder +1 mm

⑧ Use bores only for housing flange design

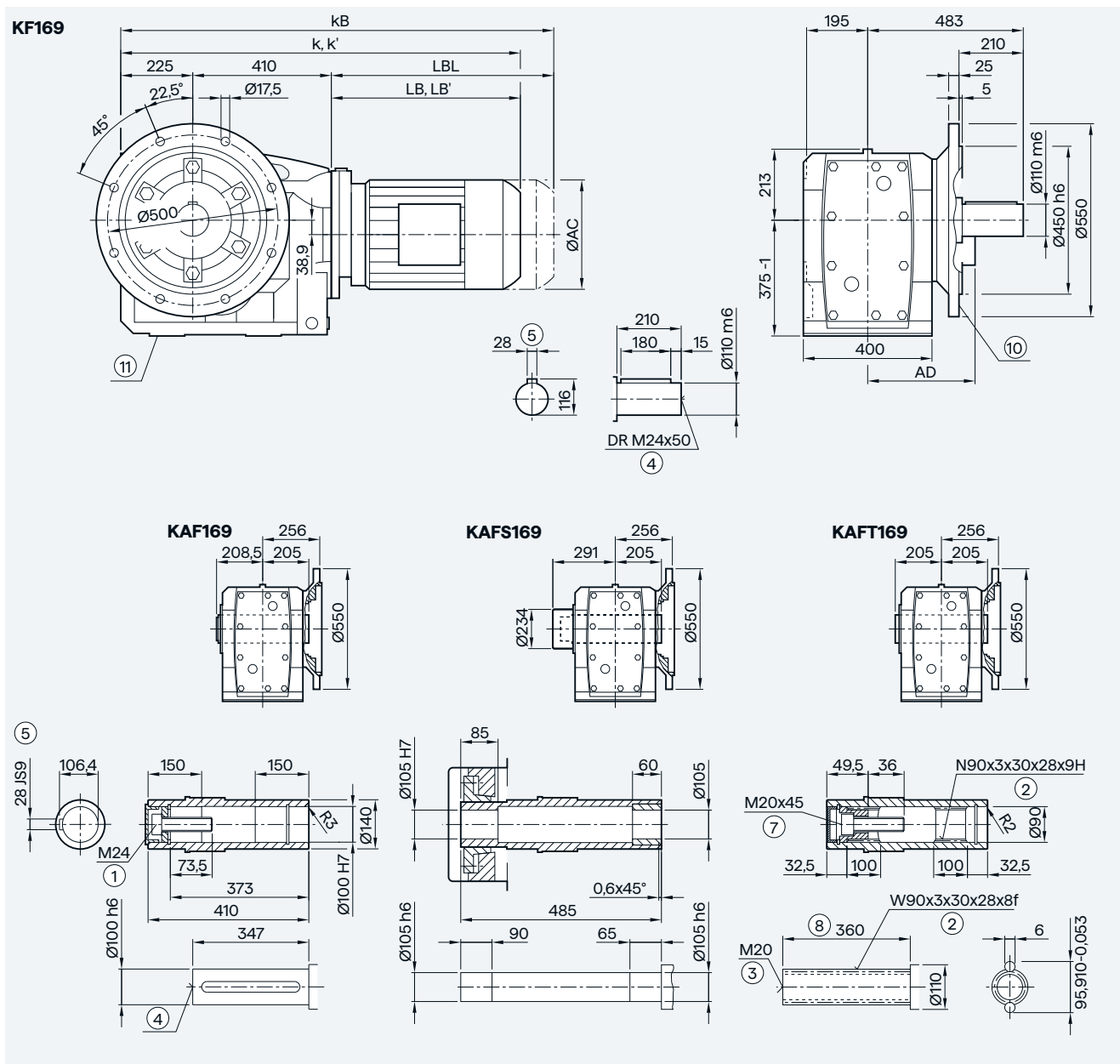
¹⁾ AD depends on the motor options, for other dimensions, see page 9/46.

²⁾ k' and LB' dimensions apply to IE3 motors without mounted components in sizes 100 to 160. For detailed information, see page 9/2.

Bevel geared motors

3-stage

Gearbox K.F.169 in a flange-mounted design



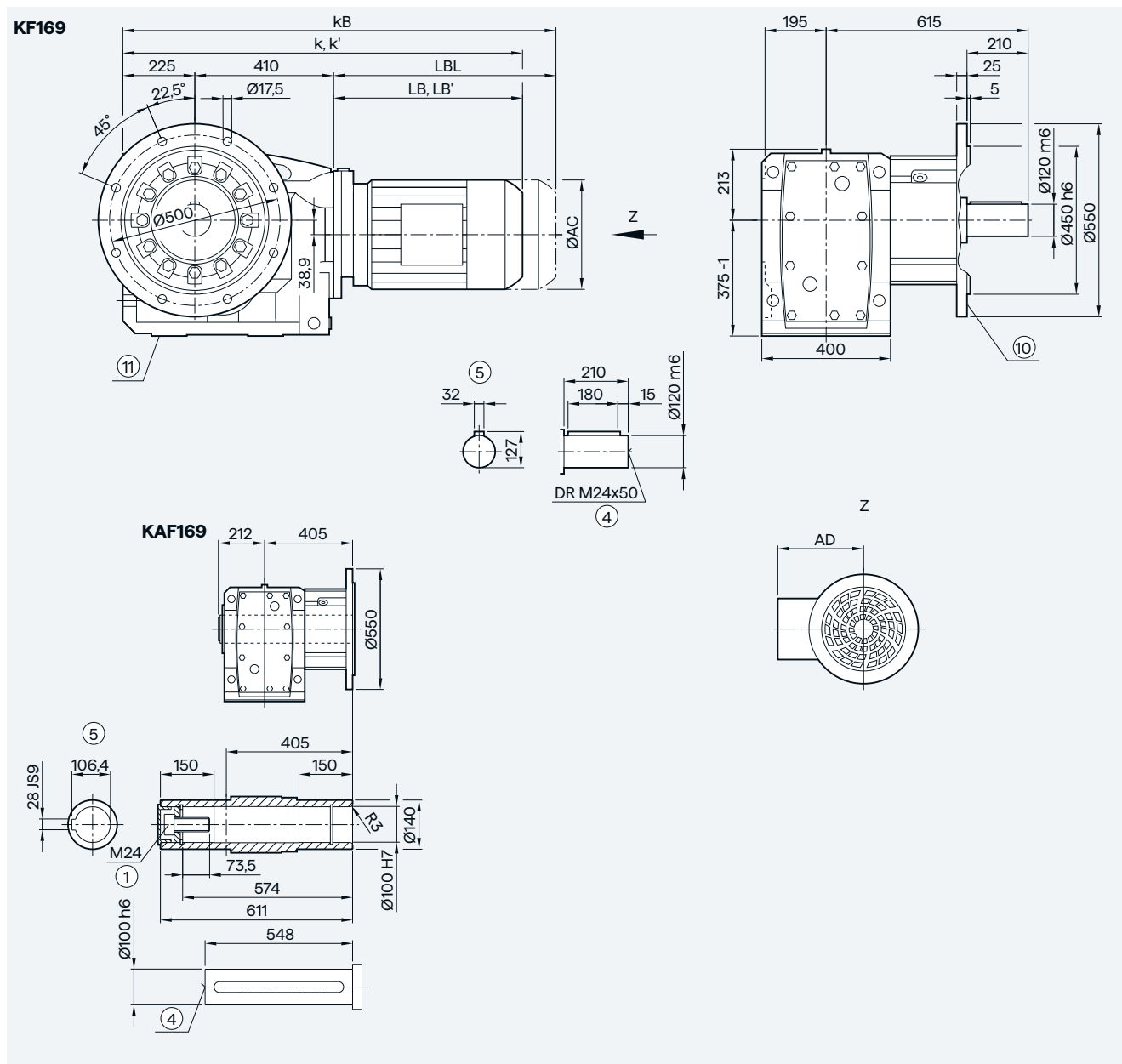
Motor	LE100	LE100Z	LE112	LE112Z	LE132	LE132Z	LE160	LE160Z	LES180	LES180Z	LES200	LES200Z	LES225	LES225Y	LES250
AC	198.0	198.0	222.0	222.0	264.0	264.0	318.0	318.0	352.5	352.5	392.5	392.5	439.0	439.0	487.0
AD ¹⁾	170.5	170.5	181.5	181.5	207.0	207.0	241.0	241.0	292.0	292.0	315.0	315.0	382.0	382.0	457.5
k	991.0	1026.0	1001.0	1026.0	1047.0	1097.0	1129.0	1189.0	1202.0	1232.0	1270.0	1295.0	1315.5	1375.5	1427.0
k' ²⁾	984.5	1019.5	990.0	1015.0	1037.5	1087.5	1114.0	1174.0	—	—	—	—	—	—	—
kB	1069.5	1104.5	1074.0	1099.0	1151.5	1201.5	1245.0	1305.0	1331.0	1361.0	1417.0	1442.0	1543.5	1603.5	1652.0
LB	356.0	391.0	366.0	391.0	412.0	462.0	494.0	554.0	567.0	597.0	635.0	660.0	680.5	740.5	792.0
LB' ²⁾	349.5	384.5	355.0	380.0	402.5	452.5	479.0	539.0	—	—	—	—	—	—	—
LBL	434.5	469.5	439.0	464.0	516.5	566.5	610.0	670.0	696.0	726.0	782.0	807.0	908.5	968.5	1017.0

① ISO 4014 ② DIN 5480 ③ DIN 332-D ④ DIN 332 ⑤ Feather key/keyway DIN 6885-1 ⑥ ISO 4762 ⑦ Without locating shoulder +1 mm
 ⑧ For inner contour, see page 5/143 ⑨ Use bores only for foot-mounted design

¹⁾ AD depends on the motor options, for other dimensions, see page 9/46.

²⁾ k' and LB' dimensions apply to IE3 motors without mounted components in sizes 100 to 160. For detailed information, see page 9/2.

Gearbox K.F.169 in a flange-mounted design with VLplus reinforced bearing system (G30)



5

Motor	LE100	LE100Z	LE112	LE112Z	LE132	LE132Z	LE160	LE160Z	LES180	LES180Z	LES200	LES200Z	LES225	LES225Y	LES250
AC	198.0	198.0	222.0	222.0	264.0	264.0	318.0	318.0	352.5	352.5	392.5	392.5	439.0	439.0	487.0
AD ¹⁾	170.5	170.5	181.5	181.5	207.0	207.0	241.0	241.0	292.0	292.0	315.0	315.0	382.0	382.0	457.5
k	991.0	1026.0	1001.0	1026.0	1047.0	1097.0	1129.0	1189.0	1202.0	1232.0	1270.0	1295.0	1315.5	1375.5	1427.0
k' ²⁾	984.5	1019.5	990.0	1015.0	1037.5	1087.5	1114.0	1174.0	—	—	—	—	—	—	—
kB	1069.5	1104.5	1074.0	1099.0	1151.5	1201.5	1245.0	1305.0	1331.0	1361.0	1417.0	1442.0	1543.5	1603.5	1652.0
LB	356.0	391.0	366.0	391.0	412.0	462.0	494.0	554.0	567.0	597.0	635.0	660.0	680.5	740.5	792.0
LB' ²⁾	349.5	384.5	355.0	380.0	402.5	452.5	479.0	539.0	—	—	—	—	—	—	—
LBL	434.5	469.5	439.0	464.0	516.5	566.5	610.0	670.0	696.0	726.0	782.0	807.0	908.5	968.5	1017.0

① ISO 4014 ④ DIN 332 ⑤ Feather key/keyway DIN 6885-1 ⑥ For inner contour, see page 5/143 ⑩ Use bores only for foot-mounted design

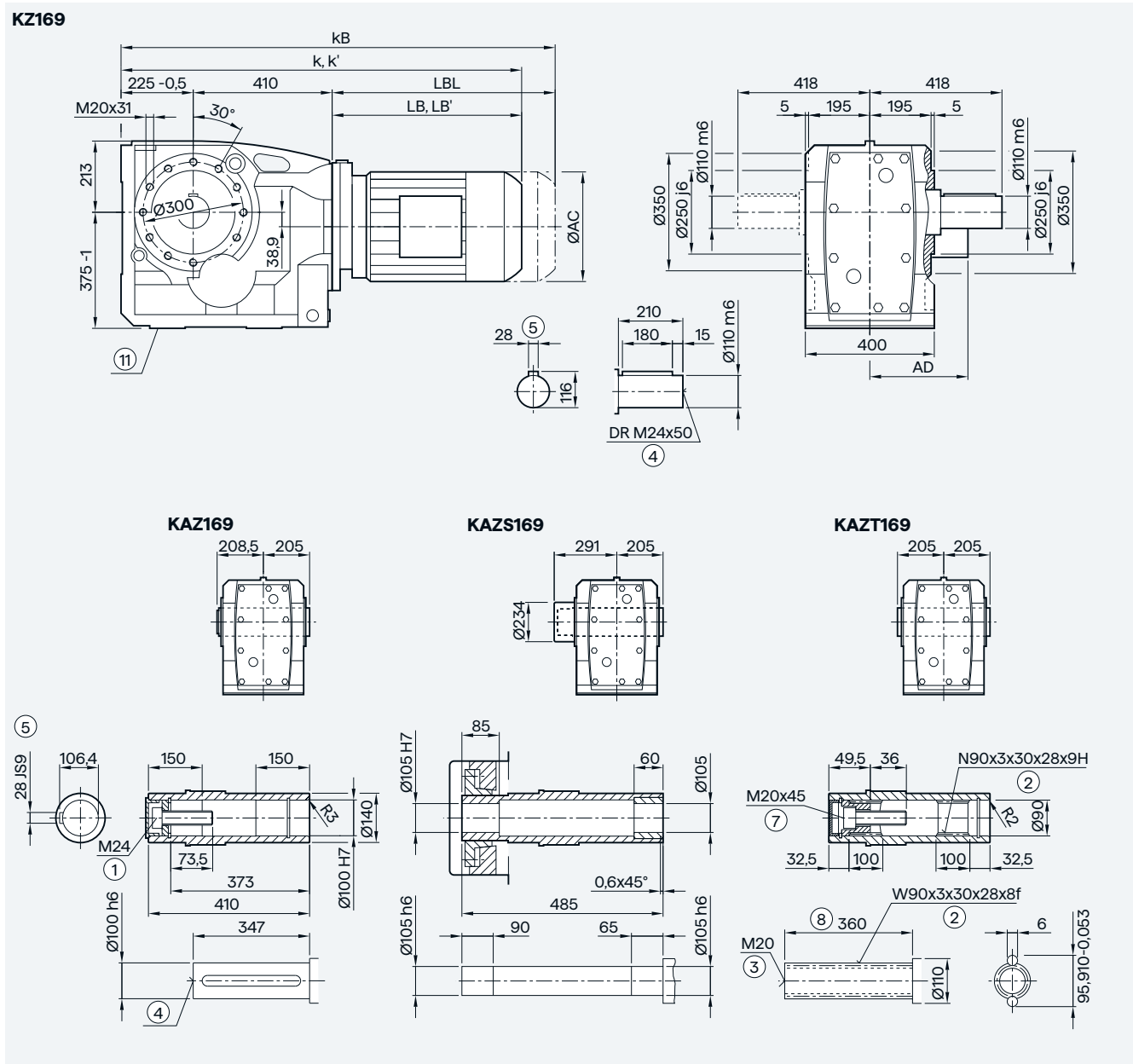
¹⁾ AD depends on the motor options, for other dimensions, see page 9/46.

²⁾ k' and LB' dimensions apply to IE3 motors without mounted components in sizes 100 to 160. For detailed information, see page 9/2.

Bevel geared motors

3-stage

Gearbox K.Z.169 in a housing flange design



Motor	LE100	LE100Z	LE112	LE112Z	LE132	LE132Z	LE160	LE160Z	LES180	LES180Z	LES200	LES200Z	LES225	LES225Y	LES250
AC	198.0	198.0	222.0	222.0	264.0	264.0	318.0	318.0	352.5	352.5	392.5	392.5	439.0	439.0	487.0
AD ¹⁾	170.5	170.5	181.5	181.5	207.0	207.0	241.0	241.0	292.0	292.0	315.0	315.0	382.0	382.0	457.5
k	991.0	1026.0	1001.0	1026.0	1047.0	1097.0	1129.0	1189.0	1202.0	1232.0	1270.0	1295.0	1315.5	1375.5	1427.0
k' ²⁾	984.5	1019.5	990.0	1015.0	1037.5	1087.5	1114.0	1174.0	—	—	—	—	—	—	—
kB	1069.5	1104.5	1074.0	1099.0	1151.5	1201.5	1245.0	1305.0	1331.0	1361.0	1417.0	1442.0	1543.5	1603.5	1652.0
LB	356.0	391.0	366.0	391.0	412.0	462.0	494.0	554.0	567.0	597.0	635.0	660.0	680.5	740.5	792.0
LB' ²⁾	349.5	384.5	355.0	380.0	402.5	452.5	479.0	539.0	—	—	—	—	—	—	—
LBL	434.5	469.5	439.0	464.0	516.5	566.5	610.0	670.0	696.0	726.0	782.0	807.0	908.5	968.5	1017.0

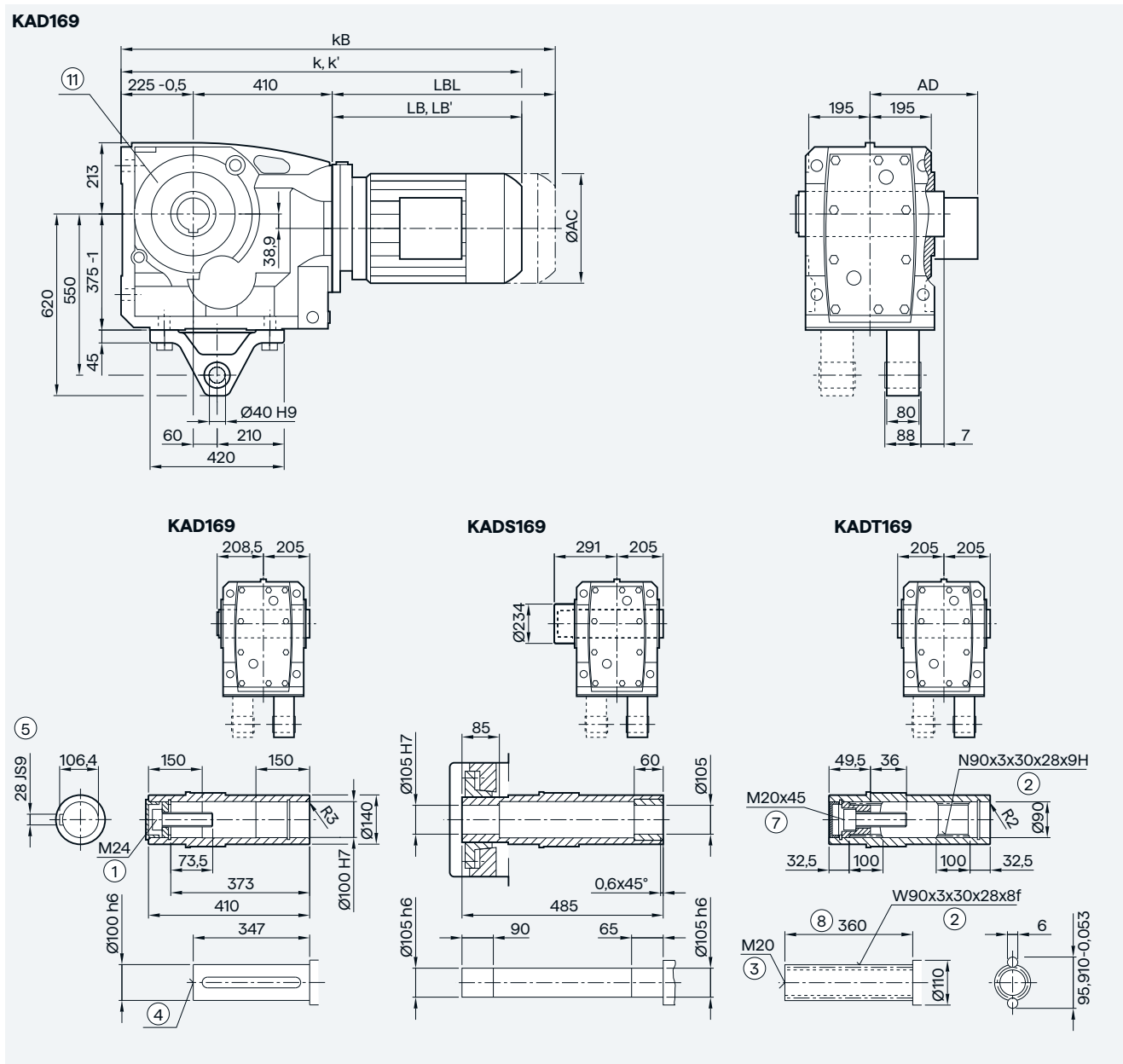
① ISO 4014 ② DIN 5480 ③ DIN 332-D ④ DIN 332 ⑤ Feather key/keyway DIN 6885-1 ⑥ ISO 4762 ⑦ Without locating shoulder +1 mm

⑧ Use bores only for foot-mounted design

¹⁾ AD depends on the motor options, for other dimensions, see page 9/46.

²⁾ k' and LB' dimensions apply to IE3 motors without mounted components in sizes 100 to 160. For detailed information, see page 9/2.

Gearbox KAD.169 in a shaft-mounted design



5

Motor	LE100	LE100Z	LE112	LE112Z	LE132	LE132Z	LE160	LE160Z	LES180	LES180Z	LES200	LES200Z	LES225	LES225Y	LES250
AC	198.0	198.0	222.0	222.0	264.0	264.0	318.0	318.0	352.5	352.5	392.5	392.5	439.0	439.0	487.0
AD ¹⁾	170.5	170.5	181.5	181.5	207.0	207.0	241.0	241.0	292.0	292.0	315.0	315.0	382.0	382.0	457.5
k	991.0	1026.0	1001.0	1026.0	1047.0	1097.0	1129.0	1189.0	1202.0	1232.0	1270.0	1295.0	1315.5	1375.5	1427.0
k' ²⁾	984.5	1019.5	990.0	1015.0	1037.5	1087.5	1114.0	1174.0	—	—	—	—	—	—	—
kB	1069.5	1104.5	1074.0	1099.0	1151.5	1201.5	1245.0	1305.0	1331.0	1361.0	1417.0	1442.0	1543.5	1603.5	1652.0
LB	356.0	391.0	366.0	391.0	412.0	462.0	494.0	554.0	567.0	597.0	635.0	660.0	680.5	740.5	792.0
LB' ²⁾	349.5	384.5	355.0	380.0	402.5	452.5	479.0	539.0	—	—	—	—	—	—	—
LBL	434.5	469.5	439.0	464.0	516.5	566.5	610.0	670.0	696.0	726.0	782.0	807.0	908.5	968.5	1017.0

① ISO 4014 ② DIN 5480 ③ DIN 332-D ④ DIN 332 ⑤ Feather key/keyway DIN 6885-1 ⑥ ISO 4762 ⑦ Without locating shoulder +1 mm

⑧ Use bores only for housing flange design

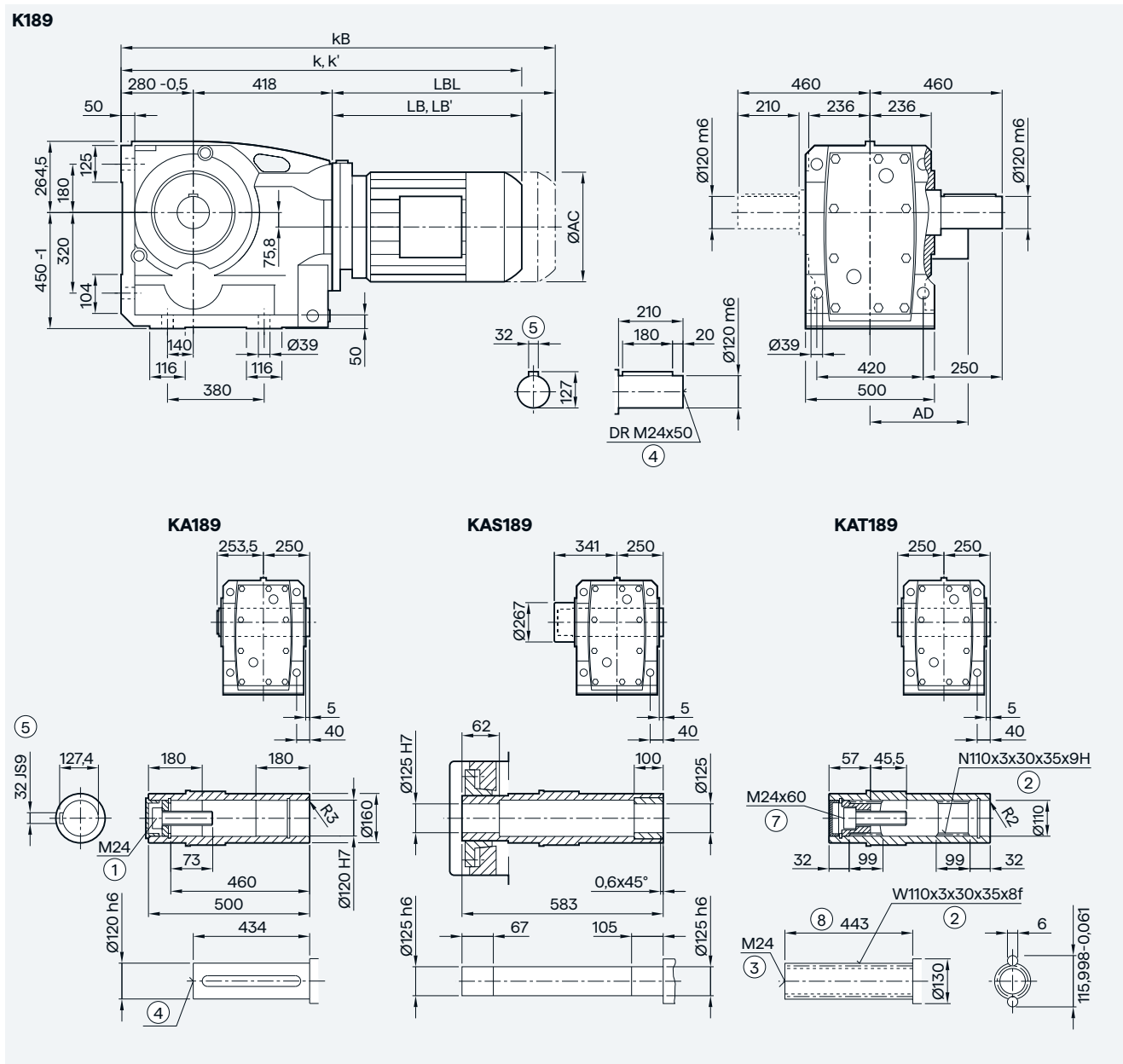
¹⁾ AD depends on the motor options, for other dimensions, see page 9/46.

²⁾ k' and LB' dimensions apply to IE3 motors without mounted components in sizes 100 to 160. For detailed information, see page 9/2.

Bevel geared motors

3-stage

Gearbox K..189 in a foot-mounted design



Motor	LE112	LE112Z	LE132	LE132Z	LE160	LE160Z	LES180	LES180Z	LES200	LES200Z	LES225	LES225Y	LES250
AC	222.0	222.0	264.0	264.0	318.0	318.0	352.5	352.5	392.5	392.5	439.0	439.0	487.0
AD ¹⁾	181.5	181.5	207.0	207.0	241.0	241.0	292.0	292.0	315.0	315.0	382.0	382.0	457.5
k	1051.5	1076.5	1097.0	1147.0	1179.0	1239.0	1251.5	1281.5	1319.5	1344.5	1364.0	1424.0	1471.5
k' ²⁾	1040.5	1065.5	1087.5	1137.5	1164.0	1224.0	—	—	—	—	—	—	—
kB	1124.5	1149.5	1201.5	1251.5	1295.0	1355.0	1380.5	1410.5	1466.5	1491.5	1592.0	1652.0	1696.5
LB	353.5	378.5	399.0	449.0	481.0	541.0	553.5	583.5	621.5	646.5	666.0	726.0	773.5
LB' ²⁾	342.5	367.5	389.5	439.5	466.0	526.0	—	—	—	—	—	—	—
LBL	426.5	451.5	503.5	553.5	597.0	657.0	682.5	712.5	768.5	793.5	894.0	954.0	998.5

① ISO 4014 ② DIN 5480 ③ DIN 332-D ④ DIN 332 ⑤ Feather key/keyway DIN 6885-1 ⑥ ISO 4762 ⑦ Without locating shoulder +1 mm

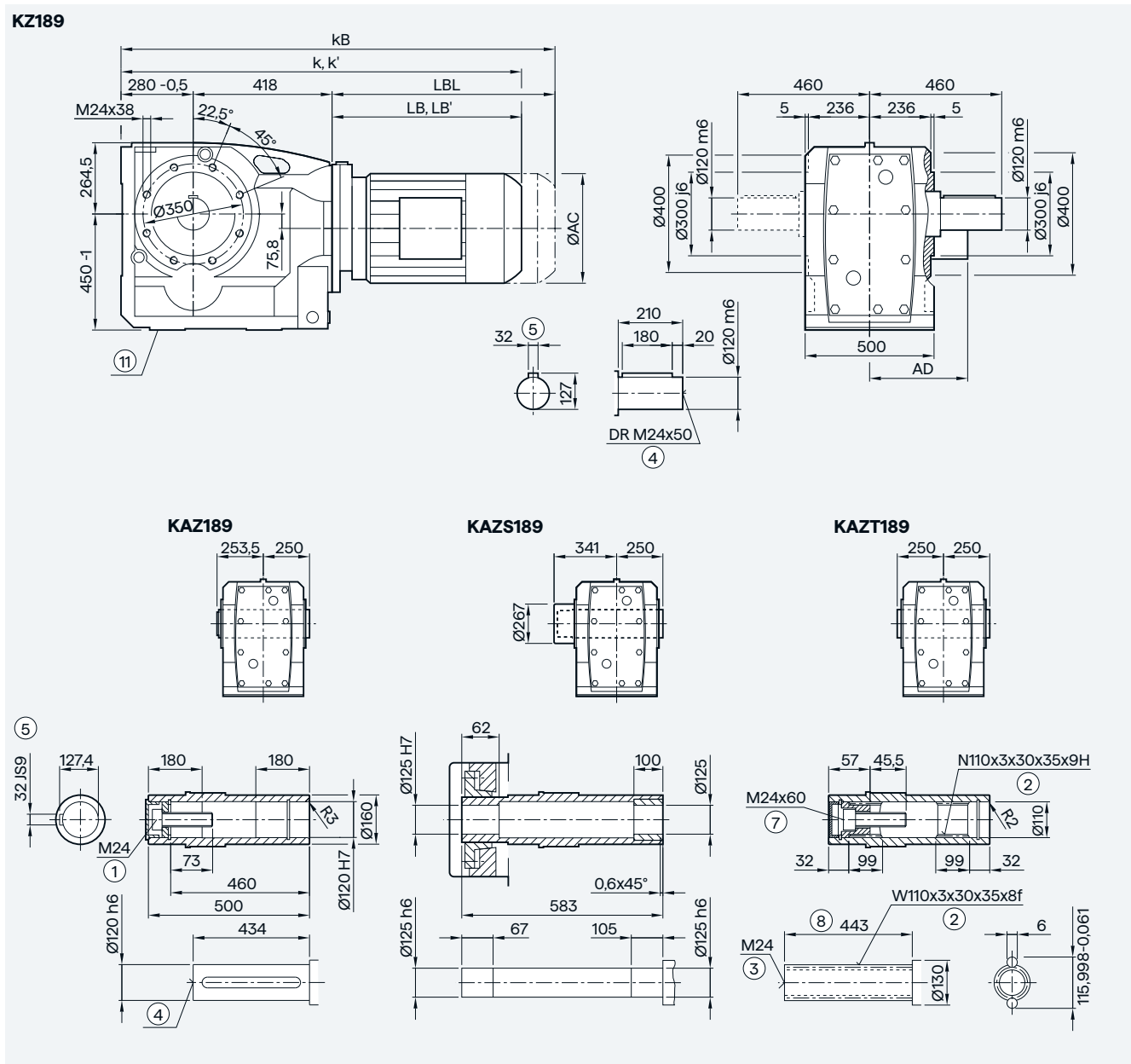
¹⁾ AD depends on the motor options, for other dimensions, see page 9/46.

²⁾ k' and LB' dimensions apply to IE3 motors without mounted components in sizes 100 to 160. For detailed information, see page 9/2.

Bevel geared motors

3-stage

Gearbox K.Z.189 in a housing flange design



Motor	LE112	LE112Z	LE132	LE132Z	LE160	LE160Z	LES180	LES180Z	LES200	LES200Z	LES225	LES225Y	LES250
AC	222.0	222.0	264.0	264.0	318.0	318.0	352.5	352.5	392.5	392.5	439.0	439.0	487.0
AD ¹⁾	181.5	181.5	207.0	207.0	241.0	241.0	292.0	292.0	315.0	315.0	382.0	382.0	457.5
k	1051.5	1076.5	1097.0	1147.0	1179.0	1239.0	1251.5	1281.5	1319.5	1344.5	1364.0	1424.0	1471.5
k' ²⁾	1040.5	1065.5	1087.5	1137.5	1164.0	1224.0	—	—	—	—	—	—	—
kB	1124.5	1149.5	1201.5	1251.5	1295.0	1355.0	1380.5	1410.5	1466.5	1491.5	1592.0	1652.0	1696.5
LB	353.5	378.5	399.0	449.0	481.0	541.0	553.5	583.5	621.5	646.5	666.0	726.0	773.5
LB' ²⁾	342.5	367.5	389.5	439.5	466.0	526.0	—	—	—	—	—	—	—
LBL	426.5	451.5	503.5	553.5	597.0	657.0	682.5	712.5	768.5	793.5	894.0	954.0	998.5

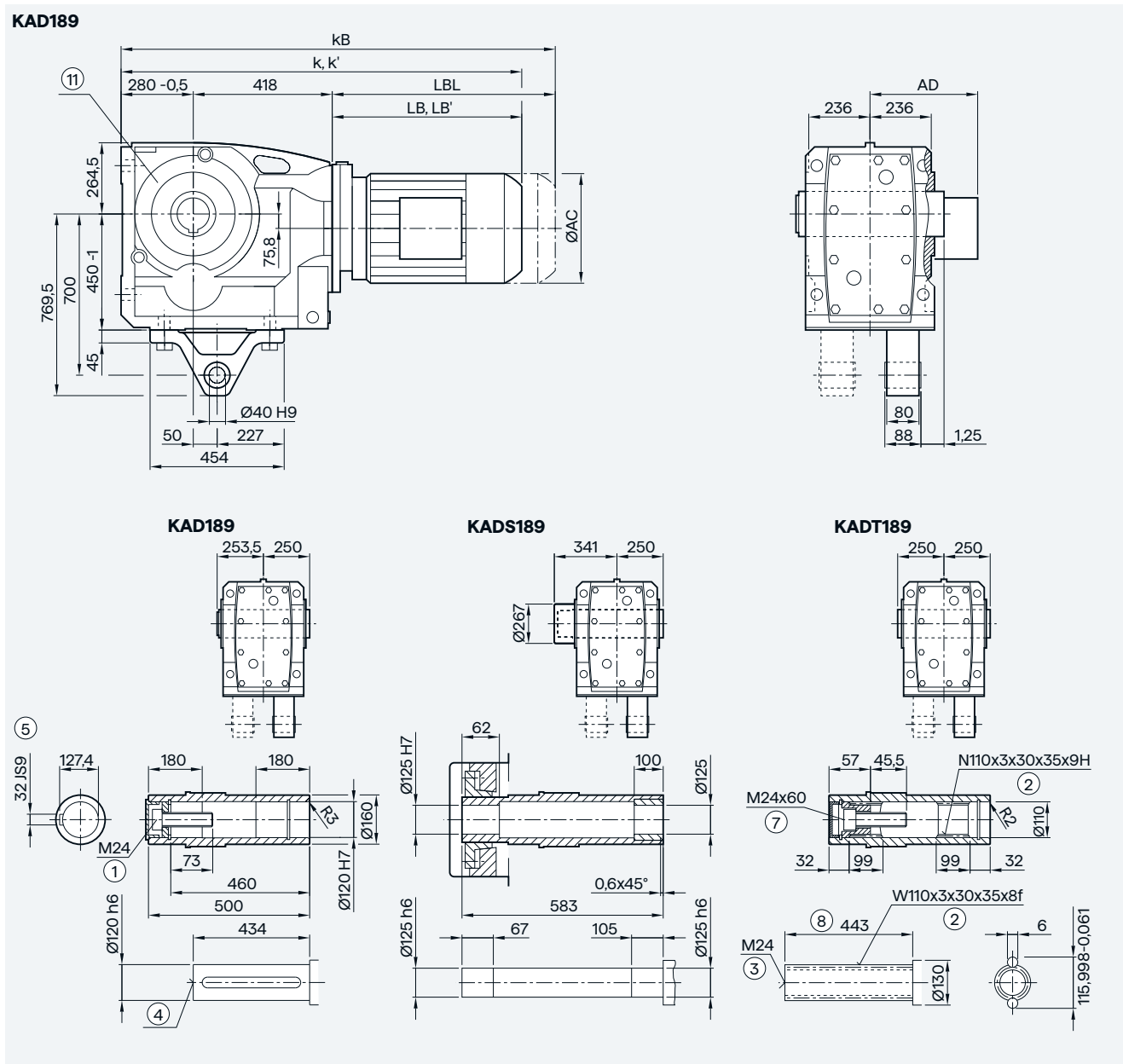
① ISO 4014 ② DIN 5480 ③ DIN 332-D ④ DIN 332 ⑤ Feather key/keyway DIN 6885-1 ⑥ ISO 4762 ⑦ Without locating shoulder +1 mm

⑧ Use bores only for foot-mounted design

¹⁾ AD depends on the motor options, for other dimensions, see page 9/46.

²⁾ k' and LB' dimensions apply to IE3 motors without mounted components in sizes 100 to 160. For detailed information, see page 9/2.

Gearbox KAD.189 in a shaft-mounted design



5

Motor	LE112	LE112Z	LE132	LE132Z	LE160	LE160Z	LES180	LES180Z	LES200	LES200Z	LES225	LES225Y	LES250
AC	222.0	222.0	264.0	264.0	318.0	318.0	352.5	352.5	392.5	392.5	439.0	439.0	487.0
AD ¹⁾	181.5	181.5	207.0	207.0	241.0	241.0	292.0	292.0	315.0	315.0	382.0	382.0	457.5
k	1051.5	1076.5	1097.0	1147.0	1179.0	1239.0	1251.5	1281.5	1319.5	1344.5	1364.0	1424.0	1471.5
k' ²⁾	1040.5	1065.5	1087.5	1137.5	1164.0	1224.0	—	—	—	—	—	—	—
kB	1124.5	1149.5	1201.5	1251.5	1295.0	1355.0	1380.5	1410.5	1466.5	1491.5	1592.0	1652.0	1696.5
LB	353.5	378.5	399.0	449.0	481.0	541.0	553.5	583.5	621.5	646.5	666.0	726.0	773.5
LB' ²⁾	342.5	367.5	389.5	439.5	466.0	526.0	—	—	—	—	—	—	—
LBL	426.5	451.5	503.5	553.5	597.0	657.0	682.5	712.5	768.5	793.5	894.0	954.0	998.5

① ISO 4014 ② DIN 5480 ③ DIN 332-D ④ DIN 332 ⑤ Feather key/keyway DIN 6885-1 ⑥ ISO 4762 ⑦ Without locating shoulder +1 mm

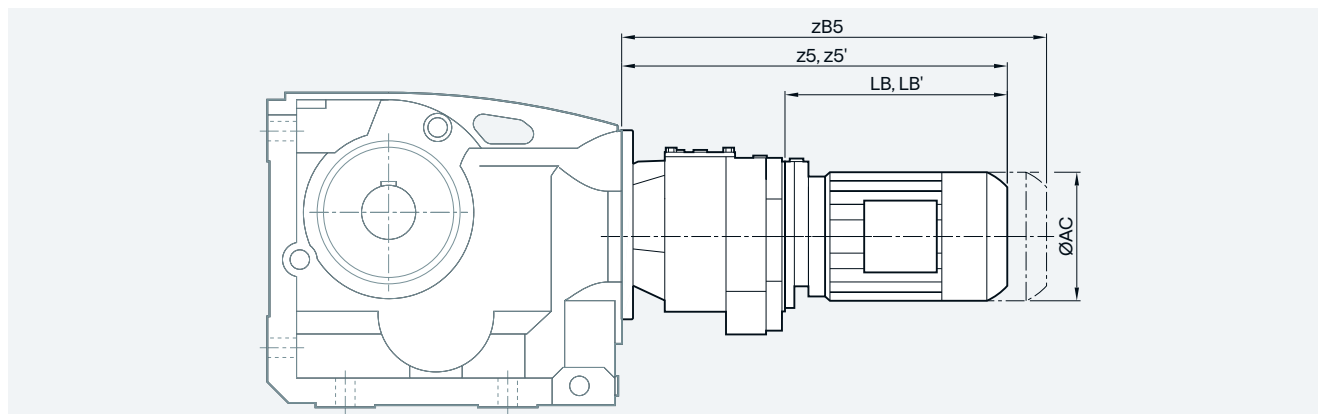
⑧ Use bores only for housing flange design

¹⁾ AD depends on the motor options, for other dimensions, see page 9/46.

²⁾ k' and LB' dimensions apply to IE3 motors without mounted components in sizes 100 to 160. For detailed information, see page 9/2.

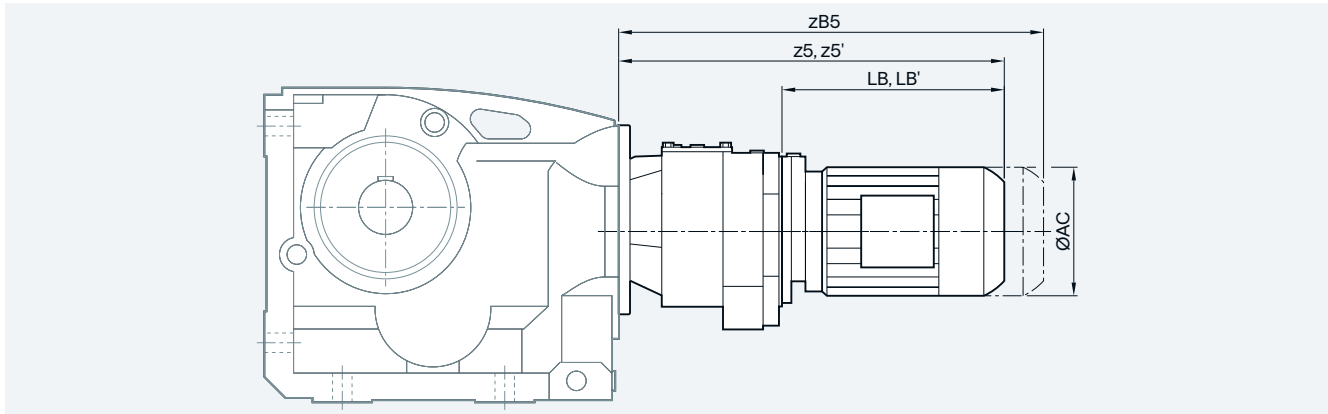
Bevel geared motors

Bevel tandem geared motors



Gearbox	Motor	AC	z5	z5' ¹⁾	zB5	LB	LB' ¹⁾	Gearbox	Motor	AC	z5	z5' ¹⁾	zB5	LB	LB' ¹⁾
K.39-Z/D19	LE63	117.8	331.0	—	375.5	160.5	—	K.109-Z/D39	LE63	117.8	356.5	—	401.0	194.0	—
	LE63Z	117.8	357.0	—	401.5	186.5	—		LE63Z	117.8	382.5	—	427.0	220.0	—
	LE/FZ71	138.8	363.0	—	418.0	184.5	—		LE/FZ71	138.8	388.5	—	443.5	226.0	—
	LE/FZ71Z	138.8	382.0	—	437.0	203.5	—		LE/FZ71Z	138.8	407.5	—	462.5	245.0	—
	LE71Y	138.8	422.0	—	477.0	243.5	—		LE71Y	138.8	447.5	—	502.5	285.0	—
K.49-Z/D19	LE63	117.8	322.0	—	366.5	160.5	—	LE80	156.3	452.5	—	512.5	290.0	—	
	LE63Z	117.8	348.0	—	392.5	186.5	—	LE80Z	156.3	487.5	—	547.5	325.0	—	
	LE/FZ71	138.8	354.0	—	409.0	184.5	—	LE/FZ90	173.8	514.0	—	584.0	351.5	—	
	LE/FZ71Z	138.8	373.0	—	428.0	203.5	—	LE/FZ90Z	173.8	554.0	—	624.0	391.5	—	
	LE71Y	138.8	413.0	—	468.0	243.5	—	LE100	198.0	570.5	564.0	649.0	408.0	401.5	
	LE80	156.3	410.0	—	470.0	240.0	—	LE100Z	198.0	605.5	599.0	684.0	443.0	436.5	
K.69-Z/D19	LE80Z	156.3	445.0	—	505.0	275.0	—	K.129-Z/D39	LE63	117.8	347.5	—	392.0	194.0	—
	LE63	117.8	322.0	—	366.5	160.5	—		LE63Z	117.8	373.5	—	418.0	220.0	—
	LE63Z	117.8	348.0	—	392.5	186.5	—		LE/FZ71	138.8	379.5	—	434.5	226.0	—
	LE/FZ71	138.8	354.0	—	409.0	184.5	—		LE/FZ71Z	138.8	398.5	—	453.5	245.0	—
	LE/FZ71Z	138.8	373.0	—	428.0	203.5	—		LE71Y	138.8	438.5	—	493.5	285.0	—
	LE71Y	138.8	413.0	—	468.0	243.5	—		LE80	156.3	443.5	—	503.5	290.0	—
K.79-Z/D19	LE80	156.3	410.0	—	470.0	240.0	—	LE80Z	156.3	478.5	—	538.5	325.0	—	
	LE80Z	156.3	445.0	—	505.0	275.0	—	LE/FZ90	173.8	505.0	—	575.0	351.5	—	
	LE63	117.8	322.0	—	366.5	160.5	—	LE/FZ90Z	173.8	545.0	—	615.0	391.5	—	
	LE63Z	117.8	348.0	—	392.5	186.5	—	LE100	198.0	561.5	555.0	640.0	408.0	401.5	
	LE/FZ71	138.8	354.0	—	409.0	184.5	—	LE100Z	198.0	596.5	590.0	675.0	443.0	436.5	
	LE/FZ71Z	138.8	373.0	—	428.0	203.5	—	K.149-Z/D49	LE63	117.8	376.5	—	421.0	184.5	—
LE71Y	138.8	413.0	—	468.0	243.5	—	LE63Z		117.8	402.5	—	447.0	210.5	—	
LE80	156.3	410.0	—	470.0	240.0	—	LE/FZ71		138.8	408.5	—	463.5	216.5	—	
LE80Z	156.3	445.0	—	505.0	275.0	—	LE/FZ71Z		138.8	427.5	—	482.5	235.5	—	
LE63	117.8	373.5	—	418.0	194.0	—	LE71Y		138.8	467.5	—	522.5	275.5	—	
LE63Z	117.8	399.5	—	444.0	220.0	—	LE80		156.3	472.5	—	532.5	280.5	—	
LE/FZ71	138.8	405.5	—	460.5	226.0	—	LE80Z		156.3	507.5	—	567.5	315.5	—	
LE/FZ71Z	138.8	424.5	—	479.5	245.0	—	LE/FZ90		173.8	534.0	—	604.0	342.0	—	
LE71Y	138.8	464.5	—	519.5	285.0	—	LE/FZ90Z		173.8	574.0	—	644.0	382.0	—	
LE80	156.3	469.5	—	529.5	290.0	—	LE100		198.0	590.5	584.0	669.0	398.5	392.0	
LE80Z	156.3	504.5	—	564.5	325.0	—	LE100Z		198.0	625.5	619.0	704.0	433.5	427.0	
LE/FZ90	173.8	531.0	—	601.0	351.5	—	LE112	222.0	600.5	589.5	673.5	408.5	397.5		
LE/FZ90Z	173.8	571.0	—	641.0	391.5	—	LE112Z	222.0	635.0	624.0	708.0	443.0	432.0		
LE100	198.0	587.5	581.0	666.0	408.0	401.5	LE132	264.0	653.5	644.0	758.0	461.5	452.0		
LE100Z	198.0	622.5	616.0	701.0	443.0	436.5	LE132Z	264.0	703.5	694.0	808.0	511.5	502.0		

¹⁾ z5' and LB' dimensions apply to IE3 motors without mounted components in sizes 100 to 160. For detailed information, see page 9/2.

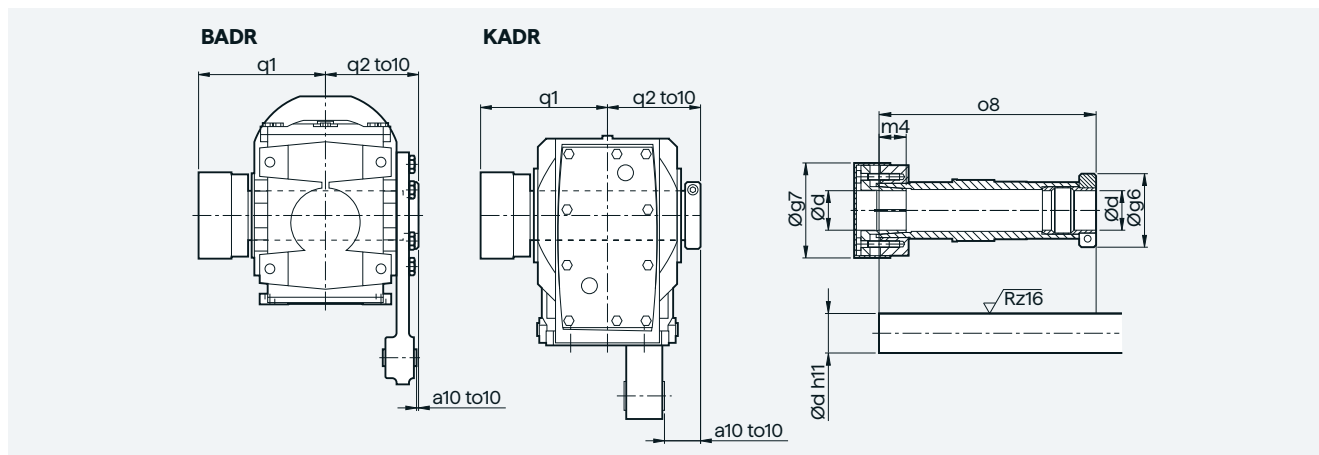
Bevel tandem geared motors

Gearbox	Motor	AC	z5	z5' ¹⁾	zB5	LB	LB' ¹⁾
K.169-Z/D49	LE63	117.8	366.0	—	410.5	184.5	—
	LE63Z	117.8	392.0	—	436.5	210.5	—
	LE/FZ71	138.8	398.0	—	453.0	216.5	—
	LE/FZ71Z	138.8	417.5	—	472.5	235.5	—
	LE71Y	138.8	457.5	—	512.5	275.5	—
	LE80	156.3	462.0	—	522.0	280.5	—
	LE80Z	156.3	497.0	—	557.0	315.5	—
	LE/FZ90	173.8	523.5	—	593.5	342.0	—
	LE/FZ90Z	173.8	563.5	—	633.5	382.0	—
	LE100	198.0	580.0	573.5	658.5	398.5	392.0
	LE100Z	198.0	615.0	608.5	693.5	433.5	427.0
	LE112	222.0	590.0	579.0	663.0	408.5	397.5
	LE112Z	222.0	624.5	613.5	697.5	443.0	432.0
	LE132	264.0	643.0	633.5	747.5	461.5	452.0
LE132Z	264.0	693.0	683.5	797.5	511.5	502.0	
K.189-Z/D69	LE63	117.8	391.5	—	436.0	184.5	—
	LE63Z	117.8	417.5	—	462.0	210.5	—
	LE/FZ71	138.8	423.5	—	478.5	216.5	—
	LE/FZ71Z	138.8	442.5	—	497.5	235.5	—
	LE71Y	138.8	482.5	—	537.5	275.5	—
	LE80	156.3	487.5	—	547.5	280.5	—
	LE80Z	156.3	522.5	—	582.5	315.5	—
	LE/FZ90	173.8	549.0	—	619.0	342.0	—
	LE/FZ90Z	173.8	589.0	—	659.0	382.0	—
	LE100	198.0	605.5	599.0	684.0	398.5	392.0
	LE100Z	198.0	640.5	634.0	719.0	433.5	427.0
	LE112	222.0	615.5	604.5	688.5	408.5	397.5
	LE112Z	222.0	650.0	639.0	723.0	443.0	432.0
	LE132	264.0	668.5	659.0	773.0	461.5	452.0
LE132Z	264.0	718.5	709.0	823.0	511.5	502.0	

¹⁾ z5' and LB' dimensions apply to IE3 motors without mounted components in sizes 100 to 160. For detailed information, see page 9/2.

Bevel geared motors

ShaftMount assembly system



Note mounting tolerance to10 when positioning the torque arm.

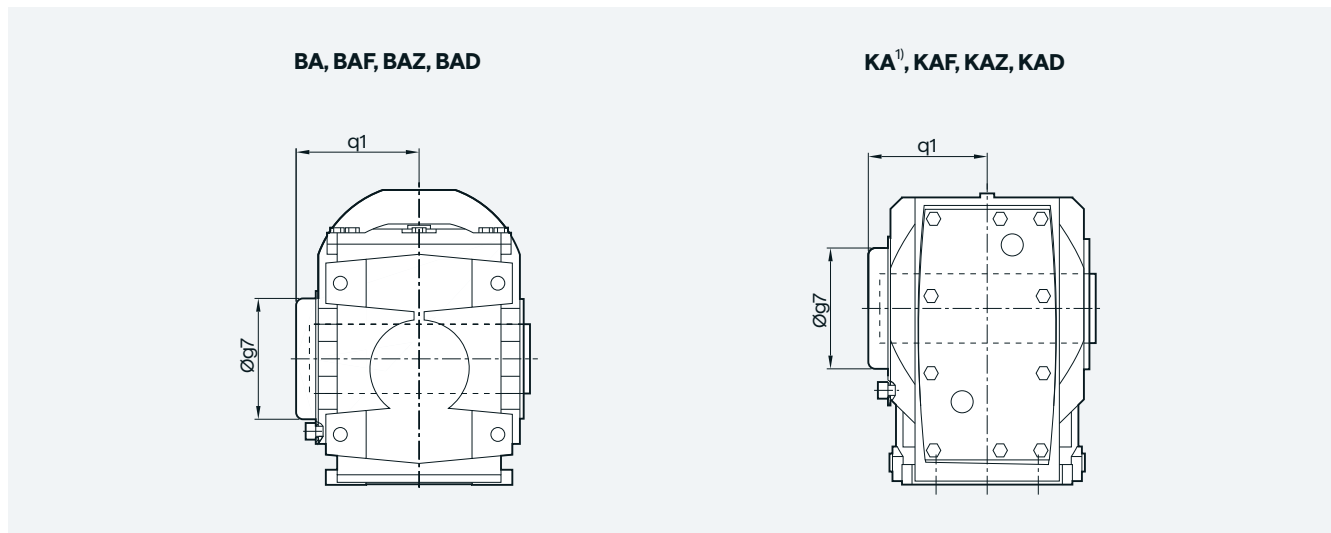
d	g6	g7	m4	o8	q1	q2	a10	to10
BADR29								
25	58.5	56	18.5	151	102	75	11	+2.1
20								+0.6
1"								
0.75"								
BADR39								
30	62.0	76	22	180.5	116	85	2.5	+2.2
25								+0.7
1.25"								
1.1875"								
1"								
BADR49								
35	65.0	84	24	210.0	134	100	-2.5	+2.6
30								+0.8
1.375"								
1.4375"								
1.25"								
1.1875"								
40	79.5	94	30	220	140	104	1.5	
1.625"								
KADR39								
30	62.0	76	22	160.5	106	75	39	+2.2
25								+0.7
1.25"								
1.1875"								
1"								
KADR49								
35	65.0	84	24	192.0	124	90	41	+2.6
30								+0.8
1.375"								
1.4375"								
1.25"								
1.1875"								

ShaftMount assembly system

d	g6	g7	m4	o8	q1	q2	a10	to10
KADR69								
40	79.5	94	30	217.5	138	102	39	+2.5
35								+0.7
1.5"								
1.625"								
1.4375"								
1.375"								
KADR79								
40	79.5	94	30	232.0	150	109	46	+3.2
35								+1.4
1.5"								
1.625"								
1.4375"								
1.375"								
KADR89								
50	89.0	114	32	264.0	171	124	45	+3.4
40								+1.5
2"								
1.9375"								
1.75"								
1.625"								

Protective covers

Protective cover for hollow shaft



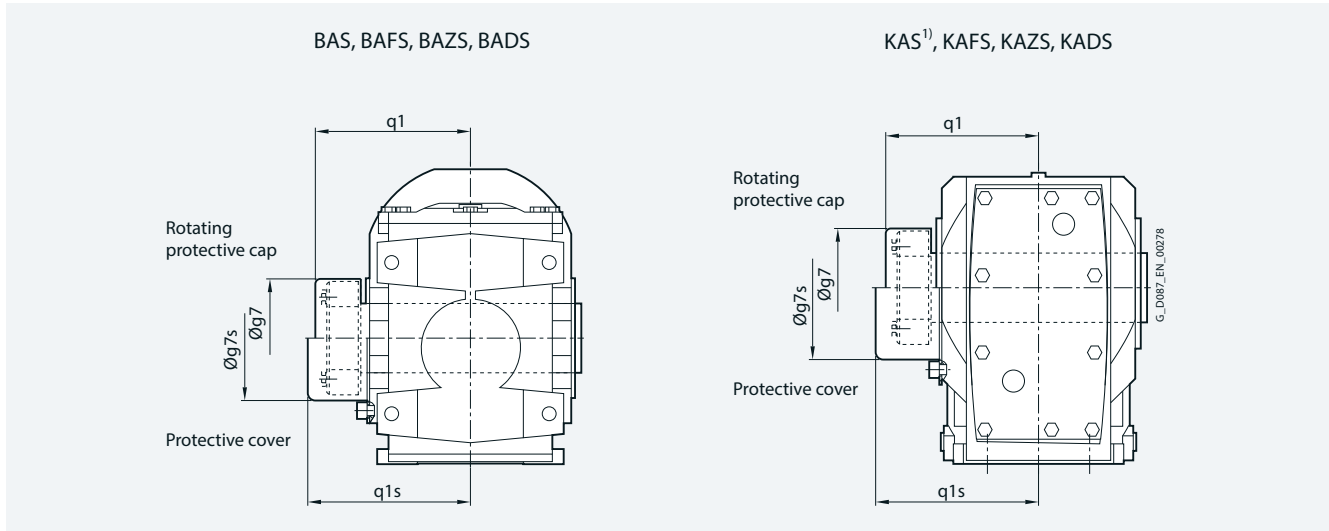
¹) KA/KAS version valid only for gearbox sizes 169 and 189

Gearbox type	BA.19	BA.29	BA.39	BA.49	KA.39	KA.49	KA.69	KA.79	KA.89	KA.109	KA.129	KA.149	KA.169	KA.189
Protective cover														
g7	82.0	67.0	80.0	80.0	82.5	80.0	99.0	99.0	137.0	187.0	187.0	218.0	257.5	309.5
q1	57.5	76.0	96.0	111.0	73.0	105.0	95.0	101.5	124.5	168.0	198.0	250.0	313.0	373.5

Bevel geared motors

Protective covers

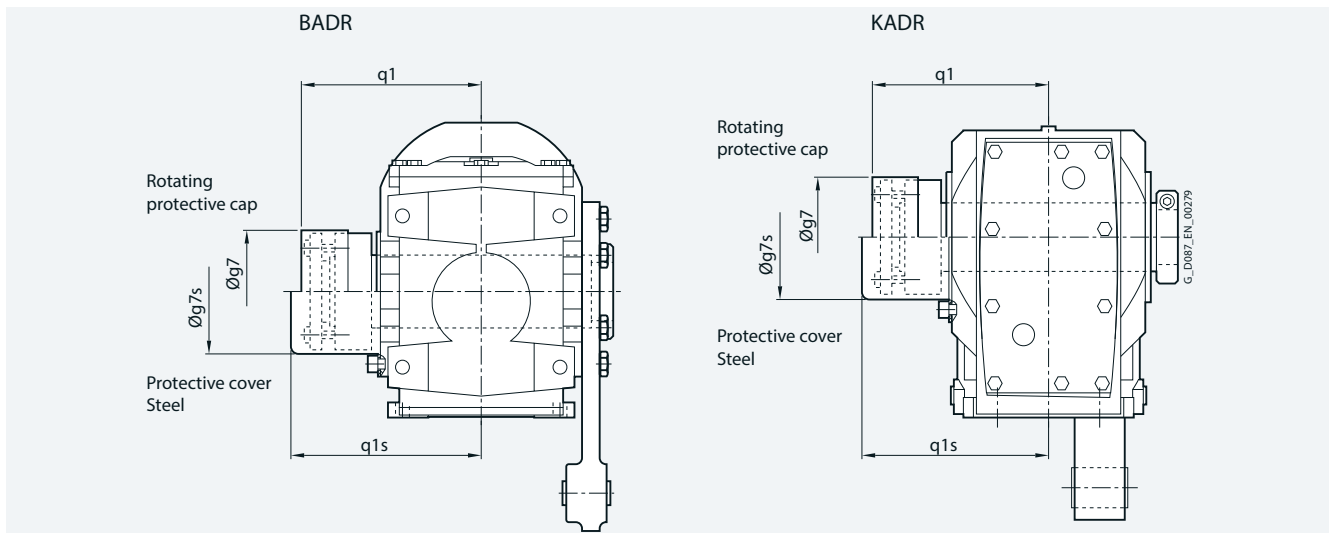
Protective cover for hollow shaft with shrink disk



¹) KA/KAS version valid only for gearbox sizes 169 and 189

Gearbox type	BA..29	BA..39	BA..49	KA..39	KA..49	KA..69	KA..79	KA..89	KA..109	KA..129	KA..149	KA..169	KA..189
Rotating protective cap with shrink disk version													
g7	55	84	84	76.0	84	84	94.0	119.0	142.0	159.0	201.0	234.0	267.0
q1	85	102	117	89.5	107	115	125.5	142.5	162.5	198.5	233.5	291.0	343.5
Protective cover													
g7s	58	86	86	82.5	86	99	99.0	137.0	187.0	187.0	218.0	257.5	309.5
q1s	91	119	134	109.0	122	126	132.5	176.5	195.0	225.0	250.0	313.0	373.5

Protective cover for hollow shaft with ShaftMount assembly system

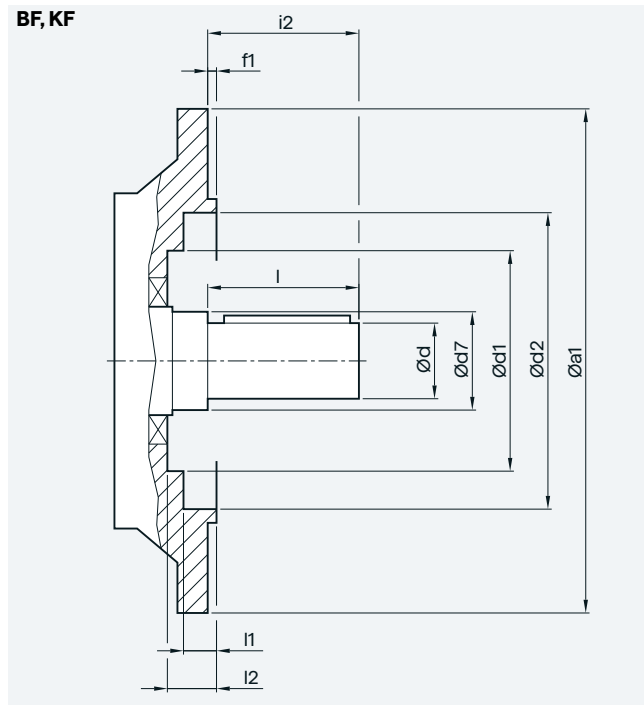


Gearbox type	BADR29	BADR39	BADR49	KADR39	KADR49	KADR69	KADR79	KADR89
Rotating protective cap								
g7	56	76	84 (94)	76	84	94	94	114
q1	102	116	134 (140)	106	124	138	150	171
Protective cover								
g7s	58	86.0	86	82.5	86	99	99	137
q1s	102	119.0	138	109	126	145	151.5	176.5

() Dimensions in bracket: Hollow shaft d=40 and d=1.625" (can only be selected with rotating protective cap)

Inner contour of the flange-mounted design

Notes regarding the design of the customer's interface for the solid shaft design

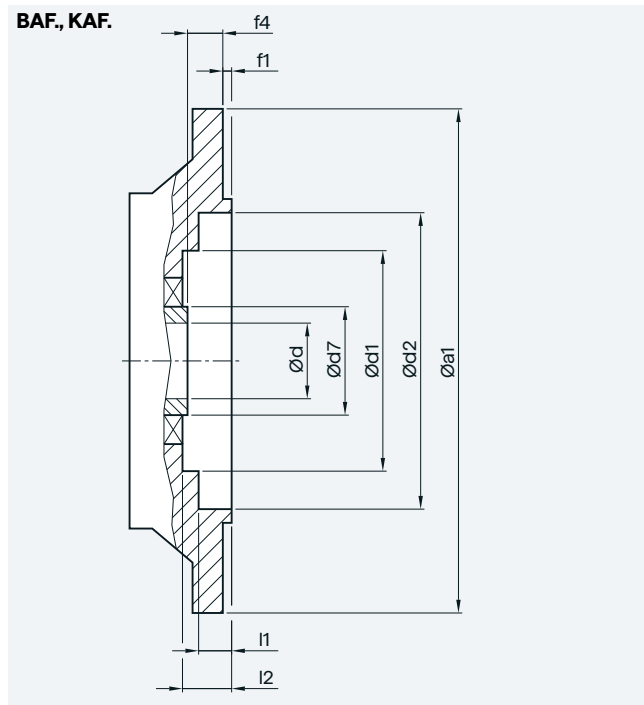


Gearbox type	a1	d	d7	d1	d2	f1	i2	l	i1	i2
BF19	120	20	30	60	68	3.0	40	40	23.5	29.5
BF29	120	20	40	-	70	3.0	40	40	24.0	-
	160	20	40	70	101	3.5	40	40	8.5	24.5
BF39	160	30	55	93	100	3.5	60	60	11.0	31.5
	200	30	55	93	119	3.5	60	60	16.0	31.5
BF49	200	35	55	93	119	3.5	70	70	16.0	31.5
KF39	160	25	30	-	100	3.5	50	50	5.0	-
		35	45	80	102	3.5	46	70	2.0	29.5
KF49	200	30	35	-	118	3.5	60	60	5.5	-
		40	50	90	120	3.5	55	80	4.0	30.5
KF69	250	35	45	-	165	4.0	70	70	6.5	-
KF79	250	40	55	-	165	4.0	80	80	6.5	-
		50	55	104	165	4.0	77	100	2.0	29.5
KF89	300	50	55	-	165	4.0	100	100	8.0	-
KF109	350	60	65	-	235	5.0	120	120	9.0	-
		80	85	184	210	5.0	134	170	13.0	45.0
KF129	450	70	75	-	336	5.0	140	140	9.0	-
		90	95	184	336	5.0	128.5	170	16.5	48.5
KF149	450	90	100	-	336	5.0	170	170	10.0	-
		100	120	214	330	5.0	169	210	10.5	50.0
KF169	550	110	120	-	427	5.0	210	210	10.0	-
		120	140	254	426	5.0	162	210	14.5	56.0
KF189	660	120	160	-	517	6.0	210	210	11.0	-
		140	160	306	518	6.0	190	250	6.0	62.0
With VLplus reinforced bearing system (G30)										
KF89	300	60	70	143	218	4.0	120	120	1.5	8
KF109	350	70	85	190	234	5.0	140	140	2.0	4
KF129	450	90	95	-	336	5.0	170	170	16.5	-
KF149	450	100	120	225	336	5.0	210	210	10.5	11
KF169	550	120	140	-	426	5.0	210	210	19.5	-

Bevel geared motors

Inner contour of the flange-mounted design

Notes regarding the design of the customer's interface for the hollow shaft design



Gearbox type	a1	d	d7	d1	d2	f1	f4	l1	l2
BAF.19	120	20	30	60	68	3.0	30.0	23.5	29.5
BAF.29	120	20	40	-	70	3.0	20.0	24.0	-
		25	40	70	101	3.5	20.0	8.5	24.5
BAF.39	160	30	55	93	100	3.5	27.0	11.0	31.5
		35							
		40							
BAF.39	200	30	55	93	119	3.5	27.0	16.0	31.5
		35							
		40							
BAF.49	200	35	55	93	119	3.5	27.0	16.0	31.5
		40							
KAF.39	160	25	45	80	102	3.5	24.0	2.0	29.5
		30	50	90	120	3.5	25.0	4.0	30.5
KAF.49	200	30	50	90	120	3.5	25.0	4.0	30.5
		35							
KAF.69	250	40	55	104	165	4.0	23.5	2.0	29.5
KAF.79	250	40	55	104	165	4.0	23.0	2.0	29.5
KAF.89	300	50	70	135	215	4.0	37.0	2.0	44.5
KAF.109	350	60	85	184	210	5.0	36.0	13.0	45.0
		70	90						
KAF.129	450	70	95	184	336	5.0	41.5	16.5	48.5
KAF.149	450	80	120	214	330	5.0	41.0	40.0	50.0
		90							
KAF.169	550	100	140	254	426	5.0	56.0	14.5	56.0
		110							
KAF.189	660	120	160	306	518	6.0	66.0	6.0	62.0
With VLplus reinforced bearing system (G30)									
KAF.89	300	50	70	143	218	4.0	0	1.5	8
KAF.109	350	60	85	190	234	5.0	0	2.0	4
KAF.129	450	70	95	-	336	5.0	0	16.5	-
KAF.149	450	90	120	225	330	5.0	0	10.5	11
KAF.169	550	100	140	-	426	5.0	0	14.5	-

