SERIES TH (DE 1 ETAPA) DIMENSIONES (mm)

SERIEN TH (EINSTUFIG) ABMESSUNGEN (mm)

SERIES TH (SINGLE STAGE) DIMENSIONS (mm)

SÉRIES TH (1 TRAIN) DIMENSIONS (mm)

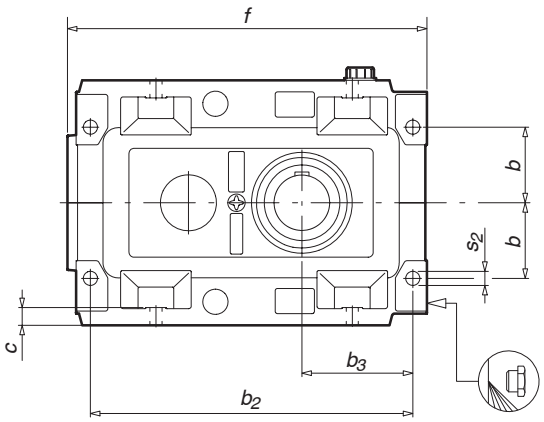

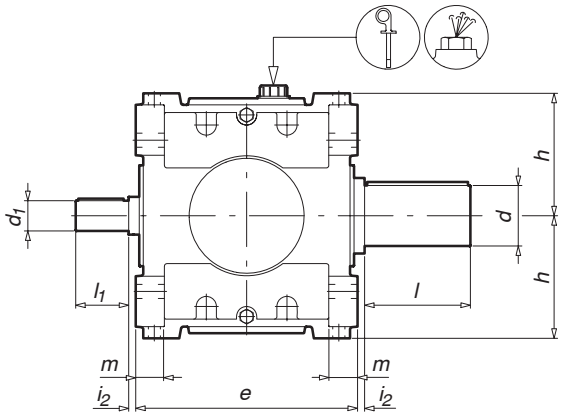

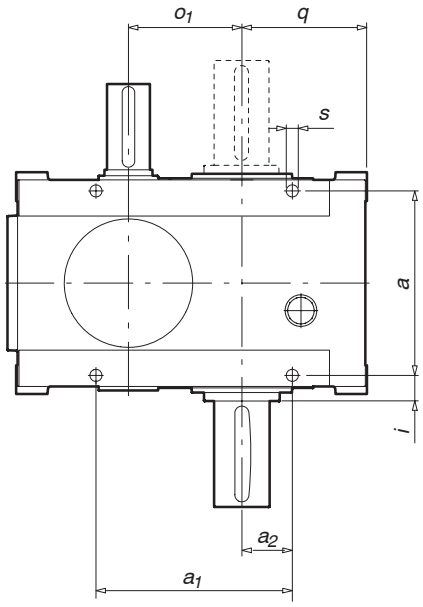

El tapón desvaporización-varilla de nivel y el tapón de vaciado se sitúan de acuerdo con la posición de trabajo (ver pág. 0.10)
Der Stöpsel Dampfabzug-Schmiermittelprüfstab und der Ablaßstöpsel werden der Arbeitsposition entsprechend positioniert (siehe S. 0.10).
The vent plug-dipstick and drain plug are located according to the operating position (see page 0.10).
La position du bouchon dévaporisation-jauge et du bouchon de vidange dépend de la position de travail (voir page 0.10).

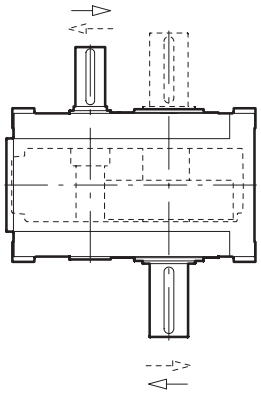

Sentido de giro de los ejes
Drehrichtung der Wellen
Shaft rotation
Sens de rotation des axes

i *= Relación de reducción nominal* | ***i*** *= Nennübersetzungsverhältnis* | ***i*** *= Nominal reduction ratio* | ***i*** *= Rapport de réduction nominal*

Tipo Typ Type Type	Peso Gew. Weight Poids [Kg]	a	a_1	a_2	b	b_2	b_3	c	e	f	h	i	i_2	m	o_1	q	s	s_2	d	l	d_1 (i ≤ 3.15)	l_1 (i ≤ 3.15)	d_1 (i > 3.15)	l_1 (i > 3.15)
18	365	306	306	85	130	530	190	30	360	591	198	32	5	48	180	210	22	22	100	210	70	140	65	140
20	370	335	353	95	145	577	200	32	400	643	220	37.5	5	53	200	223	22	26	110	210	85	170	70	140
22	585	366	390	100	150	640	220	35	440	713	243	42	5	57	225	248	24	28	120	210	90	170	75	140
25		386	450	125	210	720	255	32	480	821	300	52	5	56	250	285	24	28	130	250	110	210	90	170
28	950	430	520	135	230	805	270	34	530	895	320	55	5	60	280	308	26	30	140	250	115	210	95	170
31		470	685	160	240	908	303	34	580	1015	340	60	5	80	315	348	26	32	160	300	120	210	100	210
35		495		200	285		380	45	630		390	72.5	5	60	355	430	35	35	180	300				
40																								
45																								
50																								

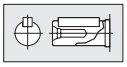

Dimensiones de los ejes en la pág. 0.28

Los pesos indicados en las tablas son aproximados. Nos reservamos el derecho de modificar dimensiones sin que por ello cambie la denominación del reductor.

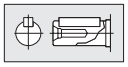

Normwelle auf Seite 0.28

Bei in den Tabellen angegebenen Gewichten handelt es sich um annähernde Richtwerte. Wir behalten uns das Recht vor, die Abmessungen abzuändern, ohne die Benennung des Getriebes zu wechseln.

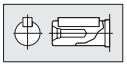

Bare shaft dimensions are on page 0.28

Approximate weights are shown in the tables. We reserve the rights to modify any dimensions, without changing the type number of reducers.

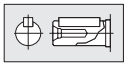

Dimensions des axes à la page 0.28

Les poids indiqués dans les tableaux sont approximatifs. Nous nous réservons le droit de modifier les dimensions sans changer la dénomination du réducteur.

SERIES THC (DE 1 ETAPA)
DIMENSIONES (mm)

SERIEN THC (EINSTUFIG)
ABMESSUNGEN (mm)

SERIES THC (SINGLE STAGE)
DIMENSIONS (mm)

SÉRIES THC (1 TRAIN)
DIMENSIONS (mm)

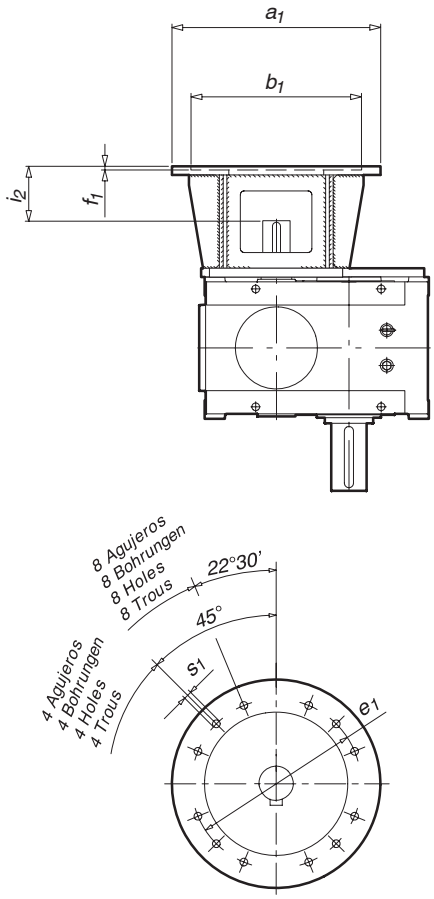

Tipo Typ Type Type	Peso Gew. Weight Poids [Kg]	a_1	b_1	e_1	f_1	i_2	s_1	Nº agujeros Anzahl Bohrungen Nr. holes Nº trous
18		550	450	500	10	147	M16	8
20								
22								
25								
28								
31								
35								
40								
45								
50								

Dimensiones generales en pág. 1.1.4 Allgemeine Abmessungen Seite 1.1.4 General dimensions on page 1.1.4 Dimensions generals à la page 1.1.4

SERIES TH (DE 2 ETAPAS) DIMENSIONES (mm)

SERIEN TH (ZWEISTUFIG) ABMESSUNGEN (mm)

SERIES TH (DOUBLE STAGE) DIMENSIONS (mm)

SÉRIES TH (2 TRAINS) DIMENSIONS (mm)

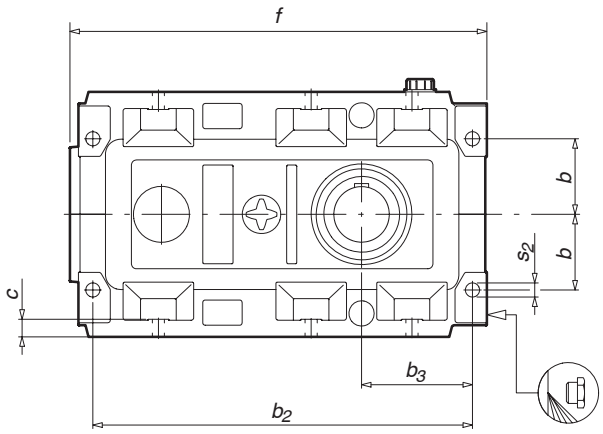

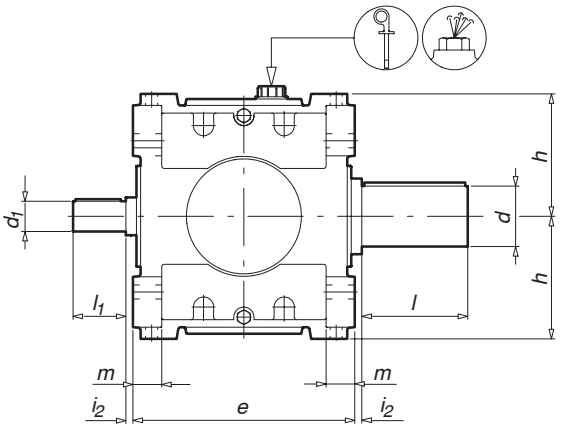

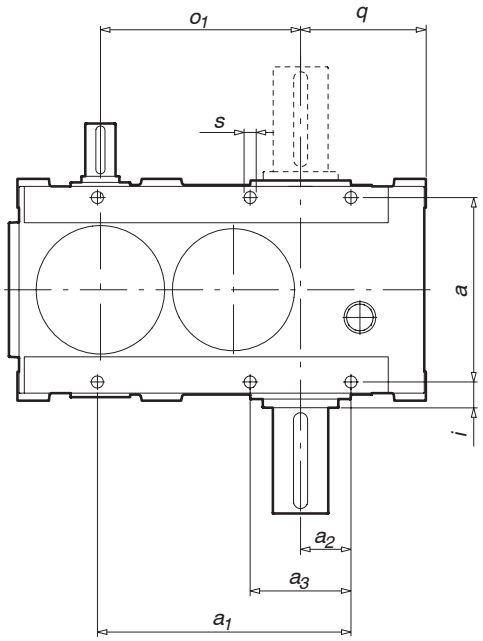

El tapón desvaporización-varilla de nivel y el tapón de vaciado se sitúan de acuerdo con la posición de trabajo (ver pág. 0.10)
Der Stöpsel Dampfabzug-Schmiermittelprüfstab und der Ablaßstöpsel werden der Arbeitsposition entsprechend positioniert (siehe S. 0.10).
The vent plug-dipstick and drain plug are located according to the operating position (see page 0.10).
La position du bouchon dévaporisation-jauge et du bouchon de vidange dépend de la position de travail (voir page 0.10).

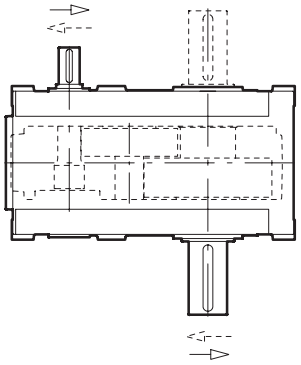

Sentido de giro de los ejes
Drehrichtung der Wellen
Shaft rotation
Sens de rotation des axes

i *= Relación de reducción nominal* | ***i*** *= Nennübersetzungsverhältnis* | ***i*** *= Nominal reduction ratio* | ***i*** *= Rapport de réduction nominal*

Tipo Typ Type Type	Peso Gew. Weight Poids [Kg]	a	a_1	a_2	a_3	b	b_2	b_3	c	e	f	h	i	i_2	m	o_1	q	s	s_2	d	l	d_1 (i < 14)	l_1 (i < 14)	d_1 (i ≥ 14)	l_1 (i ≥ 14)
18	385	306	410	85	-	130	634	190	30	360	695	198	32	5	48	317	210	22	22	100	210	50	110	45	110
20	500	335	450	95	190	145	674	200	32	400	740	220	37.5	5	53	352	223	22	26	110	210	55	110	50	110
22	665	366	503	100	200	150	753	220	35	440	827	243	42	5	57	397	248	24	28	120	210	65	140	60	140
25	855	386	570	125	250	210	830	255	32	480	910	300	52	5	67	440	285	24	28	130	250	70	140	65	140
28	1325	430	635	135	270	230	966	270	34	530	1050	320	55	5	80	493	308	26	30	140	250	75	140	70	140
31		470	725	160	320	240	1048	303	34	580	1155	340	60	5	80	554	348	26	32	160	300	80	170	75	140
35	1865	495	825	200	400	285	1220	380	45	630	1335	390	72.5	5	60	625	430	35	35	180	300	90	170	80	170
40																									
45																									
50																									

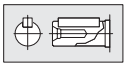

Dimensiones de los ejes en la pág. 0.28

Los pesos indicados en las tablas son aproximados. Nos reservamos el derecho de modificar dimensiones sin que por ello cambie la denominación del reductor.

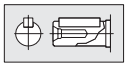

Antriebswelle s. S. 0.28

Bei in den Tabellen angegebenen Gewichten handelt es sich um annähernde Richtwerte. Wir behalten uns das Recht vor, die Abmessungen abzuändern, ohne die Benennung des Getriebes zu wechseln.

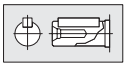

Bare shaft dimensions are on page 0.28

Approximate weights are shown in the tables. We reserve the rights to modify any dimensions, without changing the type number of reducers.

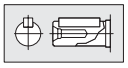

Dimensions des axes à la page 0.28

Les poids indiqués dans les tableaux sont approximatifs. Nous nous réservons le droit de modifier les dimensions sans changer la dénomination du réducteur.

SERIES THC (DE 2 ETAPAS)
DIMENSIONES (mm)

SERIEN THC (ZWEISTUFIG)
ABMESSUNGEN (mm)

SERIES THC (DOUBLE STAGE)
DIMENSIONS (mm)

SÉRIES THC (2 TRAINS)
DIMENSIONS (mm)

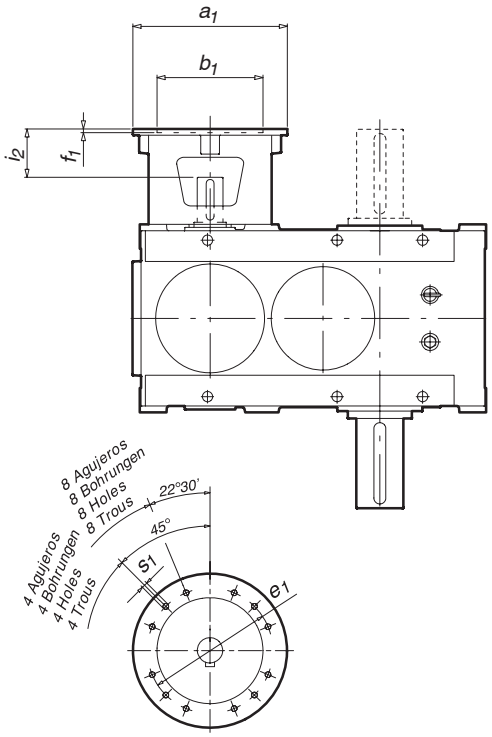

Tipo Typ Type Type	Peso Gew. Weight Poids [Kg]	a_1	b_1	e_1	f_1	i_2	s_1	Nº agujeros Anzahl Bohrungen Nr. holes Nº trous
18		350	250	300	8	115	M16	4
		*400	300	350	6	141	M16	4
		*450	350	400	6	144	M16	8
		*550	450	500	7	157	M16	8
20		350	250	300	6	122	M16	4
		*400	300	350	7	151	M16	4
		*450	350	400	6	151	M16	8
		*550	450	500	7	155	M16	8
22		350	250	300	6	117	M16	4
		*400	300	350	6	121	M16	4
		*450	350	400	6	144	M16	8
		*550	450	500	7	147	M16	8
25		350	250	300	8	117	M16	4
		*400	300	350	7	146	M16	4
		*450	350	400	6	147	M16	8
		*550	450	500	7	150	M16	8
28		450	350	400	6	126	M16	8
31								
35								
40								
45								
50								

Dimensiones generales en pág. 1.2.4
Allgemeine Abmessungen s. S. 1.2.4
General dimensions on page 1.2.4
Dimensions generals à la page 1.2.4

* Con suplemento de adaptación
* Mit Zwischenflansch
* With adaptation supplement
* Avec supplément d'adaptation

SERIES TH (DE 3 ETAPAS) DIMENSIONES (mm)

SERIEN TH (DREISTUFIG) ABMESSUNGEN (mm)

SERIES TH (TRIPLE STAGE) DIMENSIONS (mm)

SÉRIES TH (3 TRAINS) DIMENSIONS (mm)

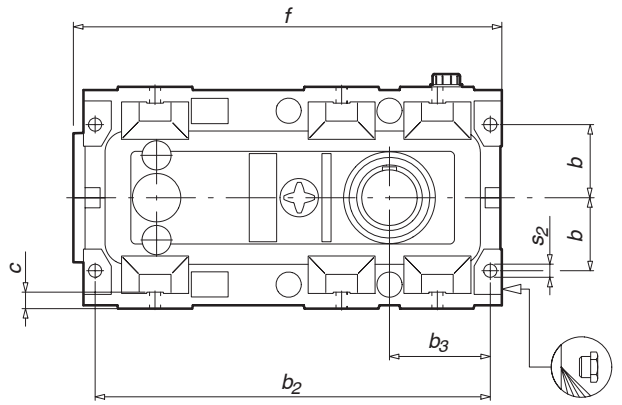

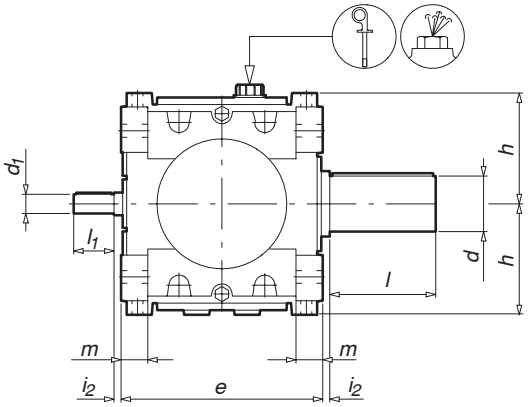

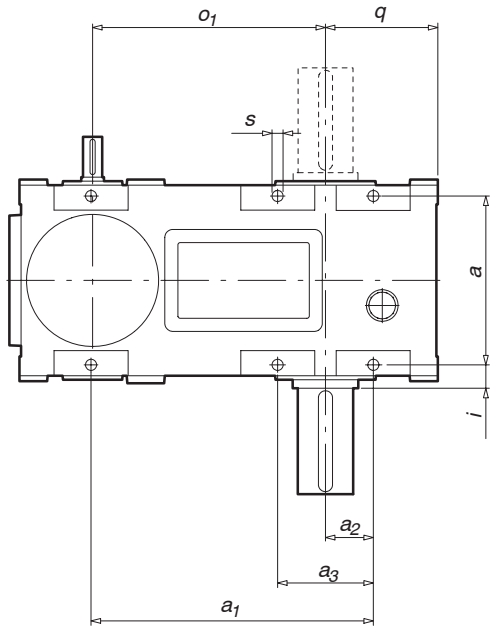

El tapón desvaporización-varilla de nivel y el tapón de vaciado se sitúan de acuerdo con la posición de trabajo (ver pág. 0.10)
Der Stöpsel Dampfabzug-Schmiermittelprüfstab und der Ablaßstöpsel werden der Arbeitsposition entsprechend positioniert (siehe S. 0.10).
The vent plug-dipstick and drain plug are located according to the operating position (see page 0.10).
La position du bouchon dévaporisation-jauge et du bouchon de vidange dépend de la position de travail (voir page 0.10).

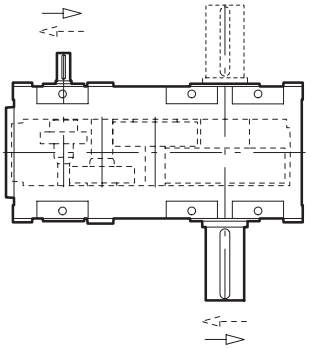

Sentido de giro de los ejes
Drehrichtung der Wellen
Shaft rotation
Sens de rotation des axes

Tipo Typ Type Type	Peso Gew. Weight Poids [Kg]	a	a_1	a_2	a_3	b	b_2	b_3	c	e	f	h	i	i_2	m	o_1	q	s	s_2	d	l	d_1	l_1
18	412	306	497	90	180	130	716	190	30	360	777	198	32	5	48	416	210	22	22	100	210	32	80
20	475	335	560	95	190	145	785	200	32	400	845	220	37.5	5	53	462	223	22	26	110	210	38	80
22	715	366	618	100	200	150	868	220	35	440	941	243	42	5	57	527	248	24	28	120	210	42	110
25	1050	386	710	125	270	210	970	255	32	480	1048	300	52	5	67	577	285	24	28	130	250	45	110
28	1320	430	790	135	270	230	1070	270	34	530	1160	320	55	5	60	647	308	26	30	140	250	50	110
31		470	900	160	320	240	1223	303	34	580	1330	340	60	5	80	727	343	26	32	160	300	55	110
35	2090	495	1030	200	400	285	1395	380	45	630	1510	390	72.5	5	60	820	430	35	35	180	300	65	140
40																							
45																							
50																							

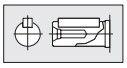

Dimensiones de los ejes en la pág. 0.28

Los pesos indicados en las tablas son aproximados. Nos reservamos el derecho de modificar dimensiones sin que por ello cambie la denominación del reductor.

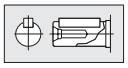

Antriebswelle s. S. 0.28

Bei in den Tabellen angegebenen Gewichten handelt es sich um annähernde Richtwerte. Wir behalten uns das Recht vor, die Abmessungen abzuändern, ohne die Benennung des Getriebes zu wechseln.

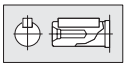

Bare shaft dimensions are on page 0.28

Approximate weights are shown in the tables. We reserve the rights to modify any dimensions, without changing the type number of reducers.

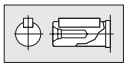

Dimensions des axes à la page 0.28

Les poids indiqués dans les tableaux sont approximatifs. Nous nous réservons le droit de modifier les dimensions sans changer la dénomination du réducteur.

SERIES THC (DE 3 ETAPAS)
DIMENSIONES (mm)

SERIEN THC (DREISTUFIG)
ABMESSUNGEN (mm)

SERIES THC (TRIPLE STAGE)
DIMENSIONS (mm)

SÉRIES THC (3 TRAINS)
DIMENSIONS (mm)

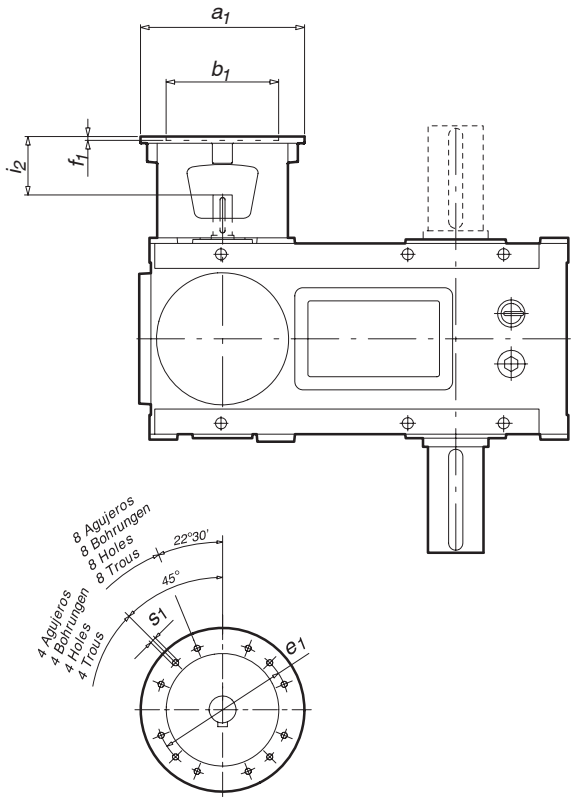

Tipo Typ Type Type	Peso Gew. Weight Poids [Kg]	a_1	b_1	e_1	f_1	i_2	s_1	Nº agujeros Anzahl Bohrungen Nr. holes Nº trous
18	410	250	180	215	7	92	M12	4
		300	230	265	7	96	M12	4
		*350	250	300	6	126	M16	4
20		300	230	265	5	84	M12	8
		*350	250	300	6	114	M16	4
22		350	250	300	16	122	M16	4
		*400	300	350	7	148	M16	4
		*450	350	400	7	151	M16	8
		*550	450	500	7	155	M16	8
25		350	250	300	8	117	M16	8
		*400	300	350	7	146	M16	4
		*450	350	400	6	147	M16	8
		*550	450	500	7	172	M16	8
28		350	250	300	8	118	M16	8
		*450	350	400	6	148	M16	8
31								
35								
40								
45								
50								

Dimensiones generales en pág. 1.3.4
* Con suplemento de adaptación

Allgemeine Abmessungen s. S. 1.3.4
* Mit Zwischenflansch

General dimensions on page 1.3.4
* With adaptation supplement

Dimensions generals à la page 1.3.4
* Avec supplément d'adaptation

SERIES TH (DE 4 ETAPAS) DIMENSIONES (mm)

SERIEN TH (VIERSTUFIG) ABMESSUNGEN (mm)

SERIES TH (FOUR STAGES) DIMENSIONS (mm)

SÉRIES TH (4 TRAINS) DIMENSIONS (mm)

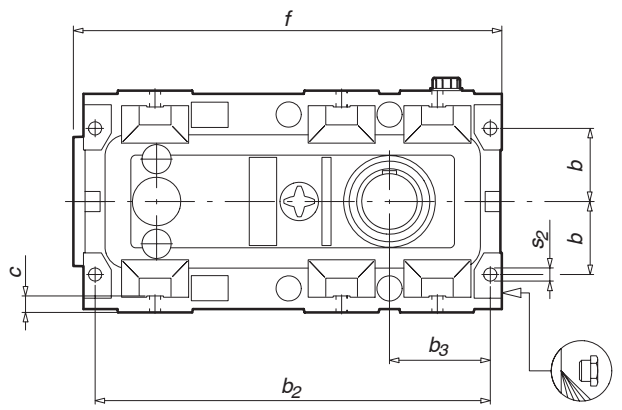

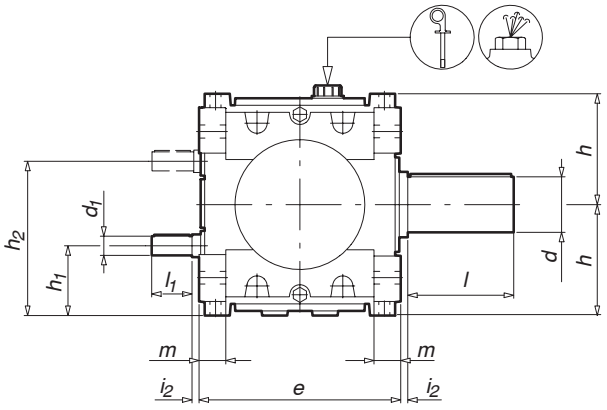

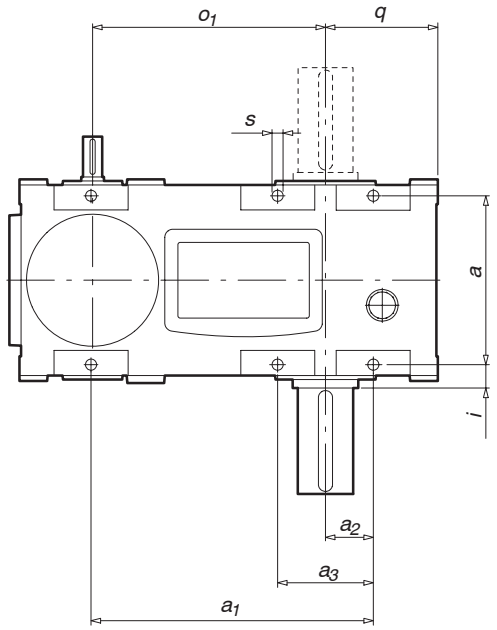

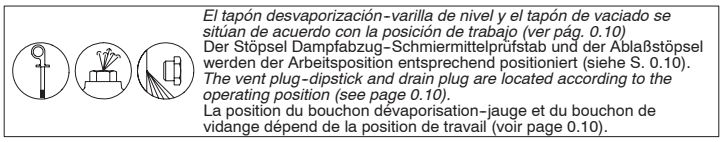

El tapón desvaporización-varilla de nivel y el tapón de vaciado se sitúan de acuerdo con la posición de trabajo (ver pág. 0.10)
Der Stöpsel Dampfabzug-Schmiermittelprüfstab und der Ablaßstöpsel werden der Arbeitsposition entsprechend positioniert (siehe S. 0.10).
The vent plug-dipstick and drain plug are located according to the operating position (see page 0.10).
La position du bouchon dévaporisation-jauge et du bouchon de vidange dépend de la position de travail (voir page 0.10).

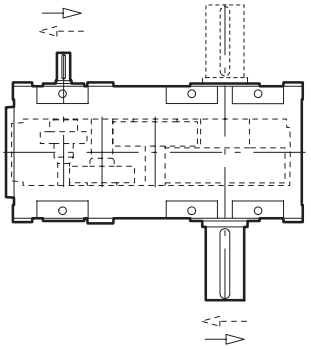

Sentido de giro de los ejes
Drehrichtung der Wellen
Shaft rotation
Sens de rotation des axes

Tipo Typ Type Type	Peso Gew. Weight Poids [Kg]	a	a_1	a_2	a_3	b	b_2	b_3	c	e	f	h	h_1	h_2	i	i_2	m	o_1	q	s	s_2	d	l	d_1	l_1
18	405	306	497	90	180	130	716	190	30	360	777	198	123	273	32	5	48	416	210	22	22	100	210	28	60
20		335	560	95	190	145	785	200	32	400	845	220	136	304	37.5	5	53	462	223	22	26	110	210	28	60
22	640	366	618	100	200	150	868	220	35	440	941	243	146	340	42	5	57	527	248	24	28	120	210	32	80
25		386	710	125	270	210	970	255	32	480	1048	300	200	400	52	5	67	577	285	24	28	130	250	35	80
28		430	790	135	270	230	1070	270	34	530	1160	320	212	428	55	5	60	599.5	308	26	30	140	250	38	80
31		470	900	160	320	240	1223	303	34	580	1330	340	208	472	60	5	80	727	348	26	32	160	300	45	110
35		495	1030	200	400	285	1395	380	45	630	1510	390	254	526	72.5	5	60	759.1	430	35	35	180	300	48	110
40																									
45																									
50																									

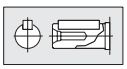

Dimensiones de los ejes en la pág. 0.28

Los pesos indicados en las tablas son aproximados.
Nos reservamos el derecho de modificar dimensiones sin que por ello cambie la denominación del reductor.

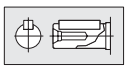

Antriebswelle s. S. 0.28

Bei in den Tabellen angegebenen Gewichten handelt es sich um annähernde Richtwerte.
Wir behalten uns das Recht vor, die Abmessungen abzuändern, ohne die Benennung des Getriebes zu wechseln.

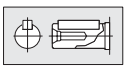

Bare shaft dimensions are on page 0.28

Approximate weights are shown in the tables.
We reserve the rights to modify any dimensions, without changing the type number of reducers.

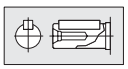

Dimensions des axes à la page 0.28

Les poids indiqués dans les tableaux sont approximatifs.
Nous nous réservons le droit de modifier les dimensions sans changer la dénomination du réducteur.

SERIES THC (DE 4 ETAPAS)
DIMENSIONES (mm)

SERIEN THC (VIERSTUFIG)
ABMESSUNGEN (mm)

SERIES THC (FOUR STAGES)
DIMENSIONS (mm)

SÉRIES THC (4 TRAINS)
DIMENSIONS (mm)

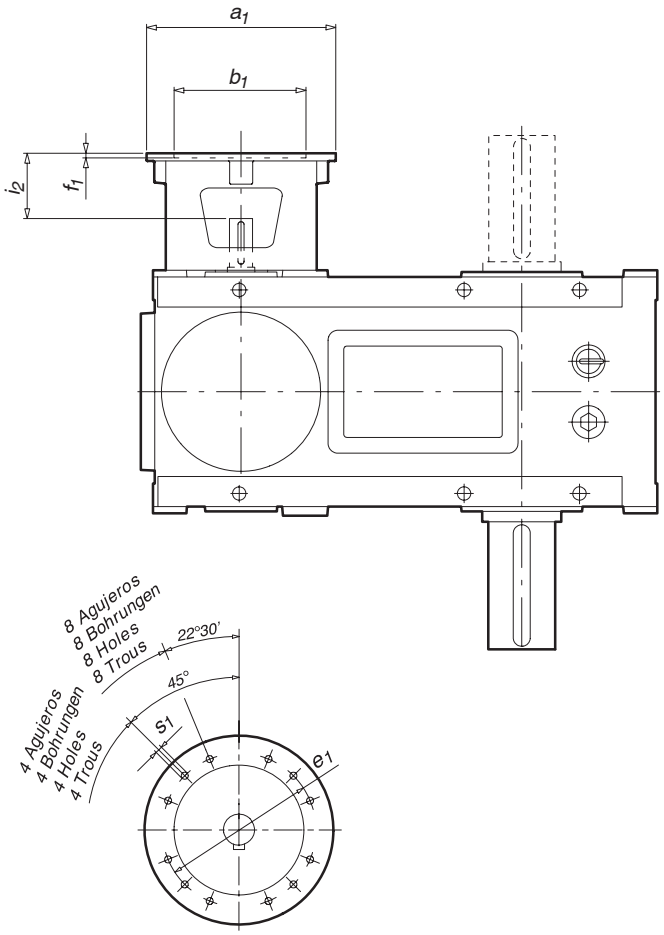

Tipo Typ Type Type	Peso Gew. Weight Poids [Kg]	a_1	b_1	e_1	f_1	i_2	s_1	Nº agujeros Anzahl Bohrungen Nr. holes Nº trous
18		200 *250	130 180	165 215	16 6	74 97	M10 M12	4 4
20								
22		300	230	265	7	118	M12	4
25								
28								
31								
35								
40								
45								
50								

Dimensiones generales en pág. 1.4.4
** Con suplemento de adaptación*

Allgemeine Abmessungen s. S. 1.4.4
** Mit Zwischenflansch*

General dimensions on page 1.4.4
** With adaptation supplement*

Dimensions generals à la page 1.4.4
** Avec supplément d'adaptation*